

80 micro

the magazine for TRS-80 users*

JULY 1985
USA \$4.00
CANADA \$4.50
A CWC/I PUBLICATION

REVIEWED THIS ISSUE:

The Tandy 200

BEEP

Word Machine

PFS:File

Rapidos

BBS BONANZA!

Where to Get:

- Free Software
- Used Equipment
- Great Advice

Plus

•1,850 Numbers

WRITE YOUR OWN SORTS

...with Our
Custom Sort
Generator

BEEFED UP BASIC

We Compare 3
Enhancement
Packages





**IT'S
ONLY
4½ LBS.**

**AND
RARING
TO GO!**

The Tandy 200 is the one portable for all.

Meet the New Generation of Portable Computing

Our celebrated Model 100 set a new standard in portable computing. Now we've done it again! Introducing the Tandy 200, another true breakthrough, featuring advanced features you requested. You get more built-in software, a bigger screen and a larger memory. All this in a system that measures just $2\frac{1}{4} \times 11\frac{3}{4} \times 8\frac{1}{2}$ ", and goes wherever you go because it's completely battery powered.



Six Built-In Programs Including Multiplan™

For complex spreadsheet analysis and calculations, we put popular Multiplan software into the Tandy 200's permanent memory. It's easy to do sales forecasts, profit and loss projections, budgeting, pricing, engineering calculations and more.

Comes with Five More Powerful Programs

An improved version of the Model 100's easy-to-use word processing program makes the Tandy 200 especially useful for journalists, salespeople, students and anyone who needs to write letter-perfect memos, reports and correspondence in a hurry. Edit, delete and move blocks of text with the touch of a convenient function key.

Four other "instant-on" programs let you use the Tandy 200 as your personal appointment calendar, address and phone directory and telephone auto-dialer/directory (the Tandy 200 generates tone dialing pulses, so you can use it with long-distance services). A much more powerful built-in program for communications makes it easy to access other computers by phone, as well as national information networks. Resident BASIC language lets you write your own programs, too.

Why 40 Columns Are "Bigger" than 80

Take a look at the 80-column screens on other portables, and you'll see why we chose a 16×40 -character format. Characters on 80-column displays are tiny and difficult to read. Tandy 200's flip-up liquid crystal display has 240×128 resolution for big, clear graphics and easy-to-read characters. Tandy 200 is the perfect take-along tool for word processing and spreadsheets—without eyestrain.

We also increased the standard memory size to 24,000 characters, expandable to 72K.


The Best in Technology for Under \$1000

Whether you're a student, scientist, busy professional or home computer user, the Tandy 200 is a smart investment. The Tandy 200 even has parallel printer, RS-232C, cassette and bar code reader interfaces for added versatility. You can even add disk storage and a monitor for a complete desktop computer system.

Adopt One Today!

Step up to the powerful software and impressive capabilities of the Tandy 200 portable computer for just \$999 (26-3860). Best of all, the Advanced Technology Tandy 200 represents the state of the art in performance, quality and price breakthrough (because we've introduced the latest technology for over 60 years). Stop by your local Radio Shack Computer Center, or participating Radio Shack store or dealer and "size it up" today!

Prices apply at Radio Shack Computer Centers and at participating Radio Shack stores and dealers. Multiplan/TM Microsoft Corp.



Radio Shack®
The Technology Store™

A DIVISION OF TANDY CORPORATION

Circle 75 on Reader Service card.

Send Me a 1985 Computer Catalog!

Mail To: Radio Shack, Dept. 86-A-083, 300 One Tandy Center, Fort Worth, Texas 76102

NAME _____
ADDRESS _____
CITY _____ STATE _____ ZIP _____
PHONE _____



THE SOURCE OF TRS-80 SOFTWARE!

IF YOU BOUGHT YOUR SOFTWARE ELSEWHERE, YOU PROBABLY PAID TOO MUCH

JMG is one of the largest sources for TRS-80 software around. We specialize in software for Models I, III, and 4. Our prices are the best, and if you find a better price then we'll beat it! (see pricing policy) As well, we support the programs we sell. Our software is only all top-quality, and our 99% satisfaction rate speaks for itself. With the best prices, selection, and support all on your side, you can't lose! Model 4 owners: All Model 3 programs we sell will work on the Mod. 4 in "III mode". Remember that JMG now offers FREE SHIPPING on all orders to the continental U.S. or Canada of over \$25!

some of the latest
developments in computer
software

*** SUPER ***
*** SOFTWARE ***

some of the greatest
developments in
computer software

ENBase

ENB is a "Relational data-base manager" offering an excellent mixture of functions. These functions include: 1) True relational access; 2) Generalized data structures with variable-length fields, and no record-length constraints; 3) Structure extension without reorganization or reprogramming; 4) Multiple disk-drive support; 5) Data Integrity; 6) High-level BASIC interface; 7) Menu-driven interactive data entry/display.

ENBase, Model 3 or 4 (list \$140).....\$129.50

HITCHHIKER'S GUIDE TO THE GALAXY

One of the best and newest games from Infocom. A hilarious Science Fiction Adventure game developed from Douglas Adams' best selling novel. A must for any avid Adventurer!

Model 3/4 only.....\$34.50

ACCEL 3/4 BASIC COMPILER

This compiler from Southern Software and Allen Gelder is one of the best. It will give excellent performance improvements on most programs including games, graphics, etc. It compiles almost all BASIC commands, and produces fast machine language programs.

ACCEL 3/4, Model 1/3 Disk.....\$89.50

T/MAKER

This integrated software package for the Model 4 combines word processing, dictionary, spreadsheet, data base management, and graphics all into one package. An excellent over-all package, and a great price!

T/MAKER, Mod 4 only. (list \$299).....\$269.50

Alcor C Compiler

Uses TRSDOS, LDOS, NEWDOS, DOSPLUS, or, MULTIDOS. A full K & R standard implementation of C language. Includes a Unix compatible function library, a 450 page manual with a tutorial on using the C language, full screen text editor, and an advanced development package. For anyone interested in C, this is the ideal time to try it out!

C Compiler, Model 1 or 3 (list \$250).....SALE PRICE \$84.50

Alcor Multi-Basic Compiler

Uses TRSDOS, LOOS, NEWDOS, DOSPLUS, or MULTIDOS. Multi-Basic is a TRS-80 BASIC compatible compiler. There are versions for the Models 1, 3, and 4. All versions support everything in the TRSDOS 6 BASIC interpreter. The COMMON statement is the only one unsupported in the Model 4, and the exception in the Models 1 and 3 is the CMD statement. Multi-Basic supports advanced language features, eg. multi-line procedures and functions, recursion, dynamic string management, etc. and includes full screen text editor and advanced development package.

Multi-Basic Compiler (list \$250).....BASIC PRICE \$84.50

LE SCRIPT

Our best selling word processor, loaded with many features not found anywhere else. Characteristics of Le Script include great printer support, ease of use, full Model 4 support, and much much more! On a 128K Model 4 you can have over 90K of text buffer for use on a single file (not split) into multiple buffers as is the case in other WP programs. Model 4 features also available while running in the Model 3 mode! The same program will run under most DOSes, from TRSDOS 2.3 on a Model 1 to DOSPLUS IV on a Model 4. At our low price, this is the best word processing value anywhere.

LE SCRIPT Model 1,3,4 (list \$129.95).....\$94.50

WORD PROCESSING PACKAGE DEAL

Buy both LE SCRIPT and ELECTRIC WEBSTER together and save even more! These two programs work great together, so if you're getting into serious word processing, this is the "first class" way to go. This offer is only available for a limited time!

SAVE \$80 OFF THE LIST PRICE!!!

W.P. PACKAGE DEAL.....\$199.50

ELECTRIC WEBSTER

The best word processor for the TRS-80 Computers. Includes a 50,000 word dictionary, and integrates with most word processors. Features fast checking, interactive correcting, and the ability to add your own words to its dictionary. Not much more you can say about this program, just that it does the job and it does it very well. (Get it quick, before the price goes up to \$129.50) Specify computer & word processor when ordering.

ELECTRIC WEBSTER, Model 1,3, or 4 (list \$149.95).....\$119.50

E.W. Grammar of Hyphenation (list \$49.95).....\$38.50

TAS Public Domain Disks

These disks contain a collection of quality public domain programs from all over. There's a wide selection here, from games to utilities to applications, and much more! Each disk is a 40 track "floppy" disk, and both sides are filled to the brim.

PUBLIC DOMAIN DISK PACKAGE, #1 to #4.....\$34.50

PUBLIC DOMAIN DISK PACKAGE, #1 to #6.....\$49.50

PUBLIC DOMAIN DISK (Specify #1 to #6).....each \$9.50

PASCAL-80 (NOW ON SALE!!!)

The easiest version of PASCAL to learn! You get extensions to PASCAL that give you screen control, random access files, calls to machine language, the ability to create turn-key packages, etc. PASCAL-80 is a nearly complete subset of standard PASCAL, including structured types, records, pointers, variables and files. Editor and Compiler are in the memory.

PASCAL-80, Models 1,3 or 4 (list \$79).....SALE PRICE \$59.50



GREAT PROGRAMS, GREAT PRICES AND FREE SHIPPING!!!

Once again we present our line up of quality software for TRS-80 Models I, III and 4. Also, keep your eye out for Model 1000/1200 software coming real soon, and other new surprises. Two new products worthy of note: WARRIORS AND WARLOCKS, a sophisticated D&D type adventure/role playing game for true D & D fans (write for more information), and TFC-BBS, by far the best TRS-80 BBS program around anywhere and for only \$99.50. Also, note the special sale prices for ALCOR's C and MultiBasic compilers; these great programs now have great prices to match.

APPLICATIONS/BUSINESS

Program Name	(List)	JMG
DOTWRITER w/LDS	(99.95)	\$ 89.50
POWERDOT II	(59.50)	\$ 49.50
DATAGRAPH	(79.95)	\$ 69.50
Mumford's Disk Indexer	(39.95)	\$ 34.50
Howe's System Diagnostic	(99.95)	\$ 89.50
J&M's Disk Drive Analyzer — I	(89.00)	\$ 84.50
J&M's Disk Drive Analyzer — III	(79.00)	\$ 74.50
ENBASE Data Base Manager	(140.00)	\$129.50
POWERMAIL PLUS	(150.00)	\$124.50
POWERMAIL w/Txtmg	(175.00)	\$149.50
TAS's ZMAIL Mail List	(29.95)	\$ 24.50
LESCRIPT	(129.95)	\$ 94.50
LESCRIPT CP/M	(199.95)	\$149.50
ZORLOF II	(69.95)	\$ 49.50
LAZYWRITER	(125.00)	\$ 99.50
TYPEITALL	(129.95)	\$ 99.50
PowerScript (New Ver)	(39.95)	\$ 34.50
ELECTRIC PENCIL	(89.00)	\$ 79.50
TEXTPRESS	(49.95)	\$ 39.50
ELECTRIC WEBSTER	(149.95)	\$119.50
E.W. Options (each)	(49.95)	\$ 38.50
EDIT Mod I/III	(40.00)	\$ 36.50
Home Accountant	(79.95)	\$ 59.50
VersaLedger II	(149.95)	\$134.50
Versa Series (each)	(99.95)	\$ 89.50
DOSPLUS 3.5 MOD I/III	(69.95)	\$ 59.50
DOSPLUS IVA for Mod 4	(169.95)	\$119.50

UTILITIES

TFC BBS	\$ 99.50
SUPER UTILITY 4/4P	\$ 69.50
SUPER UTILITY 3.2	\$ 59.50
SUPERCROSS XT	\$ 94.50
SUPERCROSS XT w/CnvBasic	\$112.50
EDAS / PRO-CREATE	\$ 69.50
ALE — Assem. Lang Editor	\$ 39.50
M-ZAL Macro Assembler	\$ 79.50
Mumford's Instant Assembler	\$ 44.50
Instant Assembler Model 4	\$ 59.50
ZEN Assembler	\$ 34.50
DSMBLR III / PRO-DUCE	\$ 23.50
DIS'n' DATA I/III	\$ 37.50
DIS'n' DATA Mod 4	\$ 46.50
TASMON Monitor I/III or 4	\$ 34.50
Howe's Monitor #5	\$ 19.50
LC / PRO-LC Compiler	\$114.50
PASCAL80 Compiler	\$ 69.50
PASCAL80 for CP/M	\$ 36.50
SBE Compiler	\$ 94.50
ACCEL 3/4 Compiler	\$ 89.50
BAS 3-to-4 Converter	\$ 44.50
ZBASIC Compiler	\$ 79.50
CNVBASIC MOD I/III/4	\$ 27.50
Model 4 Toolbelt	\$ 39.50
PRO-ESP Utility set (Mod 4)	\$ 23.50
6.2 Plus Enhancements	\$ 36.50
BAS 3-to-4 Converter	\$ 24.50
Lazycomm terminal	\$ 29.50
DISK TERM Terminal	\$ 59.50
MULTIDOS Version 1.6b	\$ 49.50
MULTIDOS Version 1.7	\$ 79.50
MULTIDOS Model 4	\$ 89.50

GAMES

SUPREME RULER PLUS	\$26.50
FLIGHT SIMULATOR	\$29.50
NUCLIX	\$14.50
APE	\$14.50
SIFTER SHIFTER	\$ 8.50
BATTLE OF ZEIGHTY	\$ 8.50
FOREST FIRE DISPATCH	\$26.50

INFOCOM

"Standard Level"	Each \$34.50
PLANETFALL	WITNESS
ENCHANTER	HITCHHIKER'S
"Intermediate Level"	Each \$39.50
ZORK II	ZORK III
SORCERER	INFIDEL
"Very Difficult Level"	Each \$42.50
DEADLINE	STARCROSS

OTHER GOODIES:

BOOKS:	
ROM ROUTINES Documented	\$16.50
Model III Assembly Language	\$15.50
Microsoft Basic Decoded	\$23.50
TRSDOS 2.3 Decoded	\$23.50
BASIC Faster & Better	\$23.50
BFBIB or BFBDEM Disks	each \$16.50
BASIC Disk I/O F & B	\$23.50
DFBLOAD disk	\$16.50
DISKS: On a trial basis we are offering Wabash "Datatech" blank diskettes for sale. Lifetime guarantee, in soft box with labels etc. These are Single Side Double Density (other formats available).	
SSDD Wabash (10 pack)	\$15.00

ORDERS & INFORMATION: (416) 575-2867

Use this number for ordering and for technical information. Phones are usually staffed Monday to Saturday, 10 A.M. to 7 P.M.

MONTHLY SPOTLIGHT

KSoft's LOG and SUPERLOG

Versatile "Electronic Notebook" that allows you to access stored information at the touch of a key, keeps notes, memos, lists, or other information in instantly accessible "pages". SUPERLOG4 for the Model 4 also contains many advanced features and commands that will make you wonder how you ever lived without it.

LOG for Model I or III	\$44.50
SUPERLOG for Mod I or III LDOS	\$99.50
SUPERLOG4 for Model 4 (List \$119.95)	\$99.50

OUR PRICING POLICY:

We will beat any legitimate price advertised for any product that we carry. If you find a lower price advertised, our price will be \$1.00 less, under the same conditions (eg. same shipping and other charges, etc). To receive the lower price you must mention the location of the other ad when ordering.

TO ORDER:

We accept orders by phone or mail. When ordering please specify the Model of TRS-80 you own, the exact program(s) wanted, and the method of payment. We accept Check, Money Order, VISA, MasterCard. (For Electric Webster please mention your word processor.) (For Dotwriter & PowerDot mention your printer brand.)

JMG's TOP TEN GAMES

1. Hitchhiker's Guide
2. Supreme Ruler Plus
3. Flight Simulator
4. Zork II
5. Nuclix
6. Witness
7. Planetfall
8. Big 5 Fun Pack
9. Zork III
10. Sorcerer

Based on sales over the last month, ending April 30, 1985.

OUR GUARANTEE:

We sell only top-quality software. If, however, you are unsatisfied with a product you have purchased from JMG, you may return it (in good condition) within 10 days for a refund, less a \$2.50 handling charge for programs under \$50 (\$5.00 for programs over \$50). We also ask that you send us a letter stating the reason for your return.

JMG SOFTWARE INTERNATIONAL

THE FINE PRINT:

Regular shipping in continental US and Canada is FREE (our choice of method). COD orders add \$2.50 to cover COD costs. PO's accepted for gov't & schools, add \$5.00 handling charge. Overseas orders will be charged actual shipping costs; specify surface or air. All prices subject to change without notice.

3235 LOCKPORT ROAD
NIAGARA FALLS, NY 14305

OR

710 UPPER JAMES ST.
HAMILTON, ONTARIO
CANADA L9C 2Z8

Phone: (416) 575-2867

Where Did All The Money Go?

Whether you manage a home budget or business expenses, **TALLYMASTER** gives you better understanding and control



WHEN YOU TYPE "TALLY"

you get what you thought those "CALC" programs would give you:

- easy to use
- simple and logical
- totals by item and category
- every category named
- built-in sorts
- clear documentation

Customers told us:

"Looks like just what I need to keep track of Income & Expenses in my Real Estate appraisal business." (L. E.)

"Well-packaged, clear instructions, easy to use." (G. L. G.)

"Just what we need for In-house Budgets." (N. Ariz. Univ.)

And, '80 MICRO gave it a Five Star review: "I recommend Tallymaster to every user who wants a good, easy, accurate bookkeeping system, and to anyone interested in home or small business budgeting and bookkeeping." (July, 1983)

All this for only **\$79.95**
(TRS-80 Models I, III, 48K, disk)

Also available for MS DOS
128K, disk. Has Function Key support and an even faster sort.
Special price: \$99.95

SAVE TIME WITH PROSOFT'S FABULOUS UTILITIES TRASHMAN

THIS PROGRAM IS A MUST FOR EVERYONE WHO USES "BASIC" ON A TRS-80. It reduces string compression delays by 95% or more. You suffer from these delays whenever you run a BASIC program. Your computer locks up for seconds, or minutes, and you may even think it's "crashed." **TRASHMAN FIXES THE PROBLEM!**

"... in those programs that use hundreds of string arrays the time saved is outstanding." 80 MICRO, Jan. '83

"Works great, had 45 sec. delays in printing, now almost no delays." D.T.

Models I&III, Disk **\$39.95**

FASTER

FASTER speeds up most TRS-80 BASIC programs by 20-50%. It arranges variables so the ROM will find them faster.

Models I&III, 16-48K Tape or Disk, all DOS's. **\$29.95**

QUICK COMPRESS

Removes blanks and remarks in less than 3 seconds.

Models I&III, Tape or Disk **\$19.95**
SPECIAL: FASTER & QUICK **\$39.95**

ERRATIC DISK DRIVES?

RPM TO THE RESCUE

This easy-to-use program measures the rotational speed of your disk drives, and warns you if they are running too fast, too slow, or unevenly.

80 MICRO (April, 1982) said: "If your drives have problems I recommend RPM before paying to get it repaired."

RPM **\$24.95**

ORDER NOW, TOLL-FREE
(800) 824-7888, oper 422

PROSOFT

Box 560, No. Hollywood, CA 91603
(818) 764-3131 Information and Same-Day Processing
TERMS: VISA, MC, checks, COD. Please add \$2.00 shipping in U.S. or Canada, sales tax in CA
Most orders filled within one day

PUBLISHER
Peter Hutchinson

EDITOR-IN-CHIEF
Eric Maloney

MANAGING EDITOR (EDITORIAL)
Peter E. McKie

MANAGING EDITOR (PRODUCTION)
Deborah M. Sargent

REVIEW EDITOR
Ryan Davis-Wright

COPY EDITOR
Penelope Hamblin

TECHNICAL EDITORS
Bradford N. Dixon

Mare-Anne Jarvela
Keith Johnson (Lead 80)

Dave Rowell
Beverly Woodbury

PROOFREADER
Vinoy Laughner

EDITORIAL ADMINISTRATION
Carole Maciocci

ASSOCIATE EDITORS
Hardin Brothers

David Engelhardt
John B. Harrell III

Terry Kepner
Thomas L. Quindry

ADVERTISING SALES

SALES MANAGER
William Smith

SALES REPRESENTATIVES
Richard J. Alden

Michael Wozniak
1-800-441-4403

WEST COAST OFFICE
1060 Marsh Road

Menlo Park, CA 94025
415-328-3470

SALES REPRESENTATIVE
Allison Walsh

ADVERTISING COORDINATOR
Judy Walker

ADVERTISING SECRETARY
Cathy Berry

MARKETING/PROMOTION DIRECTOR
Jane Butterfield



The left bracket, [, replaces the up arrow used by Radio Shack to indicate exponentiation on our printouts. When entering programs published in 80 Micro, you should make this change.

80 formats its program listings to run 64-characters wide, the way they look on your video screen. This accounts for the occasional wrap-around you will notice in our program listings. Don't let it throw you, particularly when entering assembly listings.

Article submissions from our readers are welcomed and encouraged. Inquires should be addressed to: Submissions Editor, 80 Pine Street, Peterborough, NH 03458. Include an SASE for a copy of "How to Write for 80 Micro." Payment for accepted articles is made at a rate of approximately \$50 per printed page; all rights are purchased.

*TRS-80, Scriptit, and TRSDOS are trademarks of Radio Shack, a division of Tandy Corp.

80 Micro (ISSN-0744-7868) is published monthly by CW Communications/Peterborough Inc., 80 Pine St., Peterborough, NH, 03458. Phone: 603-924-9471. Second class postage paid at Peterborough, NH, and additional mailing offices. (Canadian second class mail registration number 9563.) Subscription rates in U.S. are \$24.97 for one year, \$38 for two years, and \$53 for three years. In Canada and Mexico \$27.97—one year only, U.S. funds drawn on a U.S. bank. Nationally distributed by International Circulation Distributors. Foreign subscriptions (surface mail), \$44.97—one year only, U.S. funds drawn on a U.S. bank. Foreign subscriptions (air mail) please inquire. In South Africa contact 80 Micro P.O. Box 782815, Sandton, South Africa 2146. All subscription correspondence should be addressed to 80 Micro, Subscription Department, P.O. Box 981, Farmingdale, NY 11737. Please include your address label with any correspondence. Postmaster: Send address changes to 80 Micro, Subscription Services, P.O. Box 981, Farmingdale, NY 11737. Send Canadian changes of address to 80 Micro, P.O. Box 1051, Fort Erie, Ontario L2A 5N8, Canada. Return postage guaranteed.

Entire contents ©copyright 1985 by CW Communications/Peterborough Inc. No part of this publication may be reprinted, or reproduced by any means, without prior written permission from the publisher. All programs are published for personal use only. All rights reserved.



page 21



page 36



page 48

On the Cover

36. On the Boards

by Bradford N. Dixon and Eric Maloney
The authors go looking for a few good BBSes.

41. BBS Directory

A convenient guide to hundreds of boards from California to the New York island.

48. Language Arts

by Hardin Brothers

Plain talk about three products for Basic programmers. (Models I, III, and 4)

54. Total Recall

by John D. Wolfskill

Display up to 16 help screens at any operating level. (Model 4, Load 80)

70. Made-to-Order Sorts

by Robert C. Wilson

Have it your way—create custom sorts by answering 10 prompts. (Models I, III, and 4; Load 80; Models 1000 and 1200)

Features

64. Getting Ahead

by Mark D. Goodwin

Add a type-ahead feature to TRSDOS 1.3 or Model III Cassette Basic. (Model III; Load 80)

78. Run-O-Matic

by Alan D. Smith

Disk menus that let you load programs instantly. (Model 4; Load 80)

Departments

6. Load 80 Directory

8. Side Tracks.

by Eric Maloney

12. Input

14. Feedback Loop

by Terry Kepner

21. Pulse Train

by Bradford N. Dixon

25. Reader Exchange

29. Reviews

edited by

Ryan Davis-Wright

The Tandy Model 200

PFS:File and Report

BEEP

The Word Machine

Rapidos

84. Project 80

by Roger C. Alford

93. Tidbit #24

96. Basic Takes

by Richard Ramella

100. The Next Step

by Hardin Brothers

108. Spreadsheet Beat

by John B. Harrell III

112. Tidbit #25

114. Express Checkouts

Flight Simulator

Omniterm 2

PowerScript

TK!Solver

118. New Products

edited by

Mare-Anne Jarvela

128. Ask Tandy

LOAD 80

Load 80 gathers together selected programs from this issue of *80 Micro* and puts them on a magnetic medium for your convenience. It is available on tape or disk, and runs on the Models, I, III, and 4.

Load 80 programs are ready to run, and can save you hours of time typing in and debugging listings. Load 80 also gives you access to Assembly-language programs if you don't have an editor/assembler. And, it helps you build a substantial software library.

Using Load 80 is simple. If you own a tape system, load the Load 80 tape as per the instructions provided. If you own a Model I or III disk system, you boot the

Load 80 disk and transfer the files to a TRSDOS system disk according to simple on-screen directions. If you own a Model 4, copy the Model 4 programs from the Load 80 disk to your TRSDOS 6.X disk using the COPY command.

Not all programs will run on your system. Some Model III programs, for instance, will run on the Model 4 in the Model III mode, but not in the Model 4 mode. You should check the system requirements box that accompanies the article to find out what system configuration individual programs require.

If you have any questions about the programs, call Keith Johnson at 603-924-9471. Yearly subscriptions to Load 80 are \$199.97 for disk, or \$99.97 for cassette. Individual loaders are available on disk for \$21.47 or on cassette for \$11.47, including postage. To place a subscription order, or to ask questions about your subscription, please call us toll free at 1-800-343-0728 between 9 a.m. and 5 p.m. Or, you can write to Load 80, 80 Pine St., Peterborough, NH 03458.

Directory

Helper

Article: Total Recall (p. 54).

System: Model 4, 64K RAM.

Display custom help screens from any operating level.

Language: Disk Basic.

Cassette filespec: B.

Disk filespec: HELPER/BAS.

Repair

Article: Getting Ahead (p. 64).

System: Model III, 32K RAM, Radio Shack EDTASM.

A type-ahead utility for TRSDOS 1.3 or Cassette Basic.

Language: Assembly.

Cassette filespec: TYPE (source code), TYPE (object).

Disk filespec: TYPE/SRC (source code), TYPE/CMD (object code).

Sorter

Article: Made-to-Order Sorts (p. 70).

Systems: Models I, III, and 4, 32K RAM.

A custom sort generator.

Language: Disk Basic.

Cassette filespec: C.

Disk filespec: SORTER/BAS.

Autorun

Article: Run-O-Matic (p. 78).

System: Model 4, 64K RAM.

Load disk files from a menu.

Language: Disk Basic.

Cassette filespec: D.

Disk filespec: AUTORUN/BAS.

Display

Article: Project 80 (p. 84).

Systems: Models I and III, RS-232C, 8748 assembler.

Remote display board controller.

Language: Assembly.

Cassette filespec: DISPLAY (object code).

Disk filespec: DISPLAY/SRC (source code), DISPLAY/CMD (object code).

Window

Article: The Next Step (p. 100).

System: Model 4/4P, 128K RAM, ALDS editor/assembler.

The second part of a windowing system.

Language: Disk Basic, Assembly.

Cassette filespec: WS (object code), E.

Disk filespec: WS/SRC (source code), WS/CMD (object code), TEST/BAS.

ART DIRECTOR
Beth Krommes
PRODUCTION SUPERVISOR
Dion Owens
PRODUCTION ASSISTANT
Janet Brown
AD/GRAPHICS PRODUCTION
Gary Clocchi

GRAPHIC SERVICES MANAGER
Dennis Christensen
MANUFACTURING MANAGER
Susan Gross
FILM PREPARATION SUPERVISOR
Robert M. Villeneuve
TYPESETTING SUPERVISOR
Lindy Palmisano

PRESIDENT
Debra Wetherbee
VICE PRESIDENT/FINANCE
Roger Murphy
ASSISTANT GENERAL MANAGER
Matt Smith
ASSISTANT TO VP/FINANCE
Dominique Smith
DIRECTOR OF CIRCULATION
William P. Howard
CIRCULATION MANAGER
Frank Smith
DIRECT AND NEWSSTAND SALES MANAGER
Raino Wirein
1-800-343-0728
DIRECTOR OF CREDIT SALES
AND COLLECTION
William M. Boyer
EXECUTIVE CREATIVE DIRECTOR
Christine Destremes

FOUNDER
Wayne Green

Cover photograph by Edward Judice

Photo Composition by 5000K

80 Micro is a member of the CW Communications Inc. group, the world's largest publisher of computer-related information. The group publishes 52 computer publications in 19 major countries. Nine million people read one or more of the group's publications each month. Members of the group include: Argentina's *Computers/Argentina*; Australia's *Australia Computerworld*, *Australian Micro Computer Magazine*, *Australian PC World* and *Directories*; Brazil's *DataViews* and *MicroMundo*; China's *China Computerworld*; Denmark's *Computerworld/Denmark* and *MicroVerden*; Finland's *Mikro*; France's *Le Monde Informatique*, *Golden (Apple)* and *OPC (IBM)*; Germany's *Computerwoche*, *Microcomputerwelt*, *PC Welt*, *Software Markt*, *CW Edition/Seminars*, *Computer Business* and *Commodore Magazine*; Italy's *Computerworld Italia*; Japan's *Computerworld Japan* and *Perso ComWorld*; Mexico's *Computerworld/Mexico* and *ComputMundo*; Netherlands' *CW Benelux* and *MicroInfo*; Norway's *Computerworld Norge* and *MikroData*; Saudi Arabia's *Saudi Computerworld*; Singapore's *The Asian Computerworld*; Spain's *Computerworld/Espana* and *MicroSistemas*; Sweden's *ComputerSweden*, *MikroDatam*, and *Min Hemdator*; the UK's *Computer Management* and *Computer Business Europe*; the U.S.: *Computerworld*, *HOT CoCo*, *iCider*, *InfoWorld*, *MacWorld*, *Micro Marketworld*, *PC World*, *Run*, *73 Magazine* and *80 Micro*.

Problems with Subscriptions: Send a description of the problem and your current and/or most recent address to: *80 Micro*, Subscription Department, P.O. Box 981, Farmingdale, NY 11737.

Problems with Load 80 Circulation: Address correspondence to Load 80, 80 Pine St., Peterborough, NH 03458.

Problems with Advertisers: Send a description of the problem and your current address to: *80 Micro*, Rt. 101 & Elm Street, Peterborough, NH 03458, ATTN: Rita B. Rivard, Customer Service Manager. If urgent, call 1-800-441-4403.

Change of Address: Send old label or copy of old address and new address to: *80 Micro*, P.O. Box 981, Farmingdale, NY 11737. Please give eight weeks advance notice.

Microfilm: This publication is available in microform from University Microfilms International, United States address: 300 North Zeeb Road, Dept. P.R., Ann Arbor, MI 48106. Foreign address: 18 Bedford Row, Dept. P.R., London, WC1R4EJ, England.

Dealers: Contact Raino Wirein, Retail Sales Manager, *80 Micro*, Pine St., Peterborough, NH 03458. (800) 343-0728.

Did you know? Only one spelling checker:

- works with both Scripsit and Superscript.
- integrates with all other popular word processing programs as well.
- requires *no special document placement!* Even runs on a single drive system.
- displays its dictionary so that you can find the correct spelling of words.
- offers integrated Hyphenation Option and Grammar & Style checker.

Electric Webster

SPELLING CHECKER • AUTO-HYPHENATION • GRAMMAR CHECKER

Displays Correct Spellings: If you don't know the correct spelling of a word, EW will look it up for you, and display the dictionary.

Verifies Corrections: If you think you know the correct spelling of a word, EW will check it for you before making the corrections.

Hyphenates Automatically: (Optional). Inserts discretionary hyphens throughout text.

Grammar & Style Checker: (Optional). Identifies 22 types of common errors. Makes suggested corrections with the stroke of a key. Runs within EW.


50,000 Word Dictionary: Uses only 2½ bytes per word; add as many words as you wish.

Fast Correcting: In as little as 30 seconds, Electric Webster can return you to your Word Processing program, with your text fully corrected and on your screen.

Integrates: with WordStar, Deskmate, Spellbinder, Volkswriter, Open Access, Allwrite, Newscript, Lazy Writer, Superscript, Scripsit, Electric Pencil, Copy Art, Powerscript, Zorlof, and LeScript (specify). Begins proofing at the stroke of a key; returns you to word processing automatically.

When ordering, stipulate word processing program and operating system.

**"The Cadillac"
of spelling checkers
— 80 Microcomputing, 9/82**



ACCLAIMED:

"Electric Webster is the best. Just read any review in any magazine and I don't believe that you will find even one disagreement to that statement." *CIN-TUG, Cincinnati's Users Group Mag.* 4/83

"The most helpful program I've found is Electric Webster. After looking at nine proofreading programs, I've settled on Webster..." *Creative Computing* 11/83

This dictionary is not published by the original publishers of Webster's Dictionary or their successors.

Performance "Excellent"; Documentation "Good"; Ease of Use "Excellent"; Error Handling "Excellent". *Info World*, 8/82

"Electric Webster, a fantastic spelling and grammar checker" *80 Micro* 4/85

Now see for yourself!

Try Before You Buy:

For the second straight year, 80 Micro readers have voted Electric Webster the #1 Spelling checker. Find out for yourself how accurate, fast and easy proof-reading can be. For only the \$5 cost of postage, materials and handling, we will send you a special Electric Webster demonstration disk that works just like Webster, but proofs only half the alphabet. With it, you'll get a coupon worth \$5 towards the purchase of Electric Webster.

LOW PRICES:

TRS-80, Model I/III or IV	\$ 89.95
w/Correcting Feature	\$149.95
Hyphenation	\$ 49.95
Grammar & Style Checker	\$ 49.95

CP/M, PC/DOS, Model 1000/2000	
Electric Webster,	
w/Correcting Feature,	\$169.95
Hyphenation, and Grammar	



Circle 45 on Reader Service card.

Cornucopia Software

POST OFFICE BOX 6111, ALBANY, CALIFORNIA 94706, PHONE (415) 524-8098

The following welcome is for new Model I/III/4 owners only. The rest of you can move on to the next subject.

The Lost Tribe of Tandy

Welcome to the strange, dark land of TRS-80 microcomputing. Have a seat, and let's talk for a few minutes.


I'm tempted to ask how on earth you ever got here. The old and tangled trails that wind through the MS-DOS jungles are dangerous, and not too many people make the trip. Most are discouraged by their friends, who have heard the horror stories of what it's like in the savage world of 8-bit computing. But no matter. Perhaps you're simply one of those curious, carefree souls who likes the smell of danger. The fact is that you're here, so you might as well know what we're all about.

I can't say that the horror stories are entirely unfounded. It's a long way to civilization, and you've got to have a stomach for wilderness living. Even many of the toughest old leather-skinned explorers have forsaken these impenetrable swamps and forests for the comforts of the modern world. You might have seen signs of their departure on the trail, the broken expansion interfaces and rusted drive casings and ruined monitors, tossed carelessly aside to rot.

But there's another side to it as well. While survival can sometimes be rough, you can also live comfortably here. And there's a certain undeniable satisfaction in knowing that your success is based partly on your own resourcefulness and creativity.

Anyway, let's take a look around. This is the main compound. As you can see, you're not the only new one; many of these houses are newly built. You'll undoubtedly get to know their owners before too long; around here, a sense of community is the key to well-being and happiness.

The compound is much smaller than it used to be, as the ruins that surround us testify. We were once the largest settlement in the jungle, with thousands of acres cleared for cultivation; you could see the fields and roads and clusters of houses to the horizon.



Then IBM started up, and we began to have trouble holding people here. Our benefactors, Tandy Corp., looked on as one caravan after another wended its way back, waving the MS-DOS standard in the breeze. It was pretty damned depressing at the time, with the dozens of boarded up shops and the weeds taking over the streets. But you get used to modest living.

As you might guess, we've got a closed economy, without much interaction with the rest of the world. A handful of craftsmen sell their goods—a few DBMs, a half-dozen or so word processors, some spreadsheets, and the like—but we do a lot of our own work. You're probably going to have to learn some Basic if you don't know it already. Many of us also know at least a smattering of Assembly.

Fortunately, we're blessed with a lot of good tools, including TRSDOS 6.X and the utility packages supplied by third-party vendors. Visitors from the outside marvel at what our backwater culture can do, and on occasion will even admit that we can do things better.

You might be interested to know the advantages to living here. For starters, it won't cost you much to get by. Also, the equipment is pretty good; you won't find a computer around that will give you as much for the money as the Model 4 does. And whatever we might think of some of Tandy's peculiar ideas on marketing, they provide pretty decent support, and will be doing business for the foreseeable future.

Most important, though, is that we're a tight-knit community. Those who have been here for a while are willing to share their knowledge. The people who sell software, peripherals, and add-ons will give you personal and reliable service.

The disadvantages? Well, you won't get much respect when you visit the outside world. When you say "TRS-80," you'll get a lot of blank stares, a few nostalgic comments from those who lived here once, and perhaps an inquisitive comment from an anthropology student. You'll feel like you belong to a lost tribe.

You'll also find yourself losing touch with the rest of the world if you're not careful. You can live here for years without knowing anything about MS-DOS, dBase II, 1-2-3, or Sidekick—not that you have much reason to.

As for *80 Micro*, we're the local rag, a combination of shopper, town crier, and information service. We'll give you the low-down on how to make your experiences here less stressful and more rewarding.

So enjoy your stay. And if you ever get a bit frustrated, or feel like you're living life in the slow lane, just remember: It's a jungle out there.

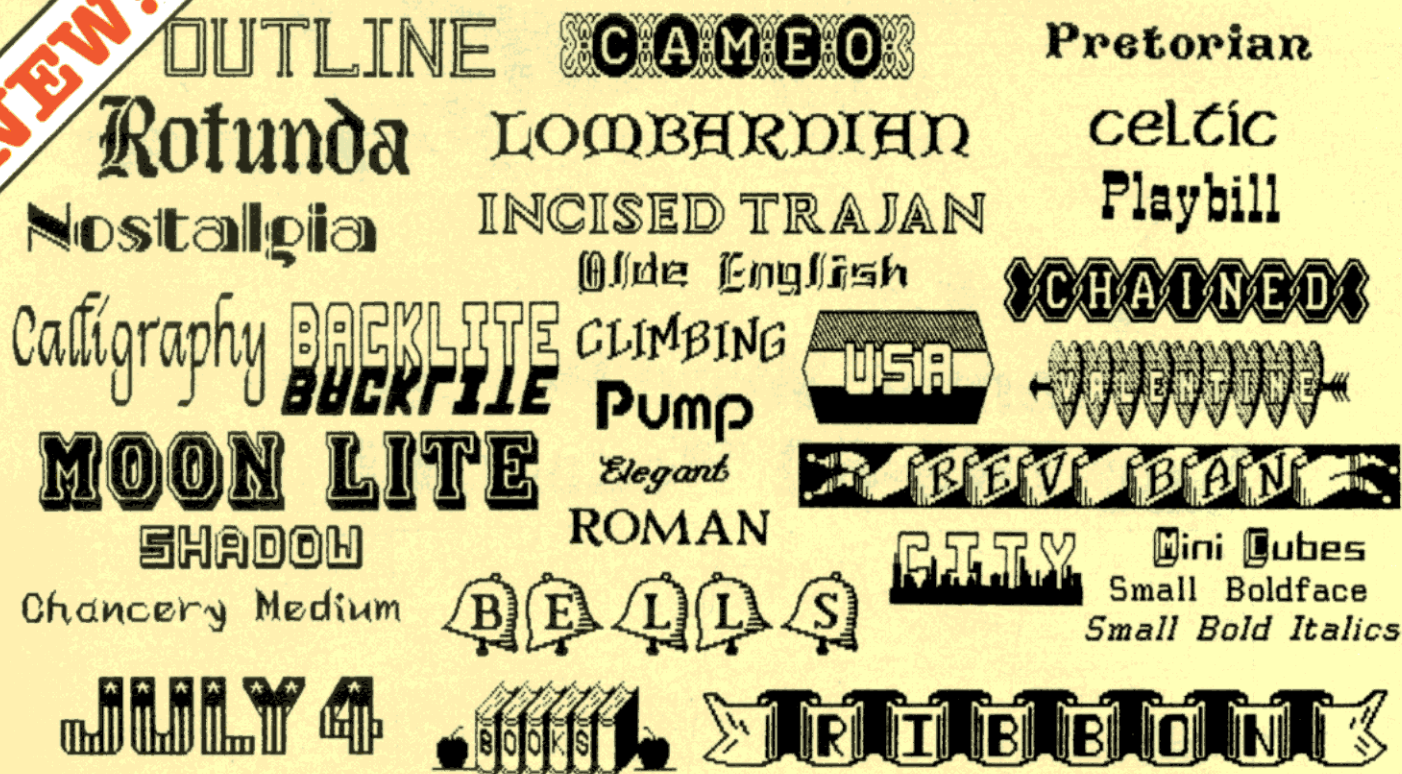
MS-DOS Returns

Fans of our deceased 2000 Plus column will be glad to know that we're replacing it with a new MS-DOS column starting next month. Authored by *80 Micro* technical editor Dave Rowell, who wrote the June cover story on the Model 1000, it will feature hints, tips, and advice for MS-DOS owners. The column will focus primarily on the Model 1000, but will also cover the 1200 and 2000.

Naturally, we welcome reader input. If you own a Tandy MS-DOS machine, send us your ideas and comments, as well as a wish list of the kinds of material you'd like Dave to include.

Also, in the same issue, we'll be splitting our New Products section between Tandy (200, 1000, 1200, and 2000) and TRS-80 (I/III/4/4P) products. This will help owners of different systems more quickly find the information relevant to their needs. ■

NEW!



Circle 91 on Reader Service card.

These were printed by DOTWRITER on an Epson MX-80.

See What You Can Do With DOTWRITER 4.0!

Now available for the Model 4, too!

★★★★★
80 MICRO
June, 1985

DOTWRITER lets you create spectacular, eye-catching letterheads, catalogs, invitations, or even books. It is just what you need to turn your dot-matrix printer into a versatile typesetting machine. And it's available for the Model 4 (yes, in native mode) as well as for the Models I and III.

What is DOTWRITER?

DOTWRITER uses the "bit-image graphics" of your printer to produce the kinds of stunning results shown inside the box. It is a full-function text printing program, so you can inter-mix different character sets, do centering, paragraphs, pagination, magnification, draw horizontal and vertical lines, reversals (white on black), and even print right-justified proportional text.

DOTWRITER includes the printing program, complete documentation, and fourteen useful sets of typefaces (60 to 90 characters in each set). We will include the 160 page Letterset Reference Summary at half-price (\$10.00) with your order.

To use DOTWRITER, just write your text with any popular TRS-80 Word Processor, add the necessary format-

ting commands, and DOTWRITER will do the rest.

35 more disks are available separately. Each has 3-12 complete typefaces (60-95 characters in each set).

These disks cost less than \$25 each, and may be purchased at any time.

If you want to create your own logos, modify our typefaces, or even design entirely new typefaces, then you will also want to order the "Letterset Design System" (LDS). We offer LDS at half-price when you order it along with DOTWRITER. LDS operates in Model III mode on the Model 4.

Versions are available for Epson MX-80 with Grafrax, MX-100 with Grafrax-Plus, RX-80, FX-80, C. ITOH 8510/1550, Microline 84/92/93; Radio Shack's DMP series 200-2100, CGP-220 & Gemini 10X, 15X. Please specify printer and computer!

Our print samples were done on an Epson. Sizes vary on other printers. Some of the samples shown here are taken from the additional Letterset disks.

Two disk drives and at least 48K of memory are required. LDS is not available in native Model 4 mode.



Send for free print samples!

We've only shown you a few of the 230 DOTWRITER fonts. If you want the best in graphics printing, we suggest you order DOTWRITER today, toll-free.

Please specify printer and computer when ordering.

DOTWRITER	
(Models I, III)	\$79.95
DOTWRITER (Model 4)	99.95
Letterset Design System	39.95
Special: DOTWRITER and LDS	99.95
Additional Letterset disks (4-12 per disk)	24.95
Letterset Reference Summary	20.00

ORDER NOW, TOLL-FREE
(800) 824-7888, oper. 422

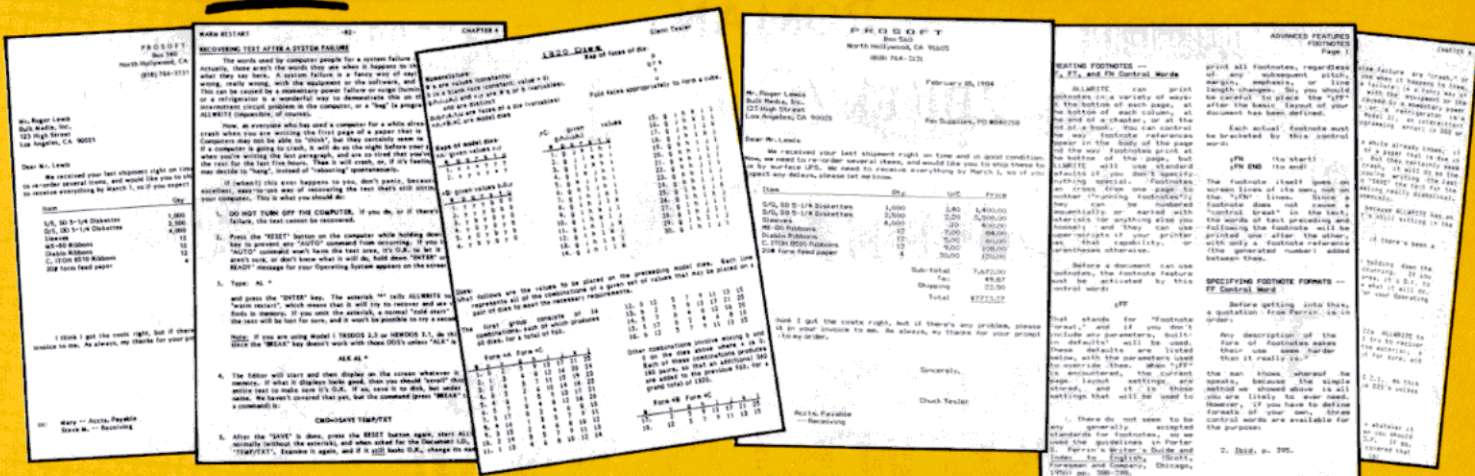
PROSOFT

Dept. C, Box 560, No. Hollywood, CA 91603
(818) 764-3131 Information and Same-Day Processing

TERMS: VISA, MC, checks, COD. Please add \$3.00 shipping in U.S. or Canada, \$15.00 overseas, sales tax in Ca. Most orders filled within one day.

ALLWRITE!

The Premier Word Processor for Your TRS-80 Model I, II, or 4



We are proud to offer you the one Word Processor that will satisfy all your writing needs: ALLWRITE. It sets new standards for text editing and printing, and will give new life to your TRS-80. Let us tell you why...

In an attempt to push the public into expensive 16-bit computers, many manufacturers have been saying that the TRS-80 is obsolete. The truth is that the software, not the hardware, makes the difference. And the best word processor of all is now available only on the humble TRS-80, not on those expensive 16-bit machines!

ALLWRITE is based on the proven methods that made NEWSWRITE the most popular independently produced TRS-80 word processor, but it also has the speed and new features our customers have asked us for. ALLWRITE will save you time and let you produce the highest-quality, most professional-looking letters, term papers, and reports available on a micro-computer.

Allwrite Can Save You Time!

Reads a 25,000 character file (10 printed pages) from disk in SIX SECONDS...does a global search-and-replace in FOUR SECONDS...outruns even the fastest popular micro-printer.

ALLWRITE'S Screen Handling Makes Word Processing Easier Than Ever

Change text width at any time; wide lines shift left and right as you type. ALLWRITE preserves double-blanks between sentences, uses the entire screen for text, and displays a complete Status Screen at the touch of a key. Scroll by line, partial screen, full screen, to top or end of file, or to any marked point. Move cursor by character, word, tab, line, or screen.

You can set and change on-screen tabs and store them on disk. The print-time tabbing features are incredibly versatile: they allow left, right, and centered tabs, and even line up your decimal points.

ALLWRITE shows you where you forgot to turn off underlining, boldface, italics, or double-width. Special on-screen Preview feature shows page breaks and page layouts...including underlining and boldface...without annoying blinking or screen flicker. In "Summary" mode, ALLWRITE quickly flags formatting errors without

These were printed by ALLWRITE; shown 20% actual size.

wasting time printing all the text. These standard features make document preparation faster and easier than ever!

State-Of-The-Art File Handling

There is no upper-limit on document size with ALLWRITE, because it chains files backwards as well as forwards, even across diskettes. Switch from one chained file to another in less than six seconds by pressing two keys. Select portions of other files for inclusion at print time...great for stock paragraphs.

ALLWRITE salvages text from bad disks! If a sector goes bad, you won't lose the entire file, because it will skip bad sectors, read the rest of the file,

TAKES FULL ADVANTAGE OF YOUR MODEL 4.

The model 4 version of ALLWRITE uses the entire 80-by-24 screen. On a 64K machine, you can edit over 34,000 characters of text. On a 128K machine, you can edit THREE FILES AT THE SAME TIME! The second and third files can be over 32,600 characters each, for a total of almost 100,000 characters of text in memory.

and then show you where the lost text belongs. This advanced error recovery turns a disaster into a feeling of profound relief.

User-Definable Soft Keys Reduce Typing Time

You can store 22 phrases or commands at a time into "soft-keys," then press just two keys to retrieve them. This makes frequently-used phrases and formatting controls a snap to use. You can store these definitions on disk and build a library of hundreds of pre-programmed keys to fit every one of your applications.

Our specially-designed templates fit right on your keyboard to let you see your settings at all times. Each template is also a Reference ("Cue") Card, so it is always right in front of you when you need it, without using up valuable screen space.

ALLWRITE Is Easy To Learn

ALLWRITE's commands and control keys are easy to remember because they use the first letters of common English words: 'CE' stands for 'Center,' 'Search' and 'Replace' do just that, and so forth. The on-line HELP menu offers over fifty screens of topics.

NEWSSCRIPT's documentation was acclaimed in every review, and ALLWRITE's 350-page book is even better. Portions of it are designed for beginners, with every feature clearly explained in step-by-step tutorial style. Since you won't always be a beginner, other parts of the book offer advanced topics. There is a cross-reference summary chapter, a 14-page comprehensive index, and a detailed Table of Contents. We've been developing computer programs and manuals for over 20 years, and understand the importance of good documentation.

To make installation easy, we include Tiny DOSPLUS for the Models I and III, and special, pre-tailored versions of both TRSDOS 6.2 and DOS-PLUS IV for the Model 4, all at no extra charge. The Model I and III versions work equally well with all major DOS's.

PROSOFT'S On-Going Customer Support

Perhaps the best reason of all for having ALLWRITE is the continuing support we offer you: friendly, expert, direct support that is unsurpassed in the micro-computer industry. There is no time limit to our support: if you are our customer and you need help, just call or write. We give free updates for 90 days, and charge little or nothing for minor updates thereafter.

Customer Comments

"This is the best software package I have ever received...superb, easy to use, fast, and has more features than the business word-processor at the office." (E.R.L.)

"ALLWRITE is a professional system that sets a new standard in word processing. It's powerful and easy to learn and use."

80 MICRO, Nov., 1984

"Your company and products have to be one of the strongest factors I can think of for keeping me with the TRS-80!" (J.R.H.)

"NEWSSCRIPT is the Cadillac of word processors. ALLWRITE is the Mercedes Benz!!" (B.E.)

"...a very readable manual." (D.S.)

BENEFITS OF OWNING

★ ★ ALLWRITE ★ ★

If Word Processing is important to you, PROSOFT's ALLWRITE is the best choice you can make. The clean, professional appearance it adds to your letters and reports will make an excellent impression on people. We will be happy to send you free print samples so that you can see for yourself how good ALLWRITE will make you look.

You probably know that quality word processors for CP/M and the IBM-PC sell for \$300-500, and they don't have ALLWRITE's capabilities or speed...or PROSOFT's proven, on-going support. Now, for a fraction of the cost of a new computer, you can have the most complete word processor of all. And you won't have the headaches of starting all over again with a new, different computer.

Note to college students: with its Footnote, Table of Contents and Index features, ALLWRITE is ideal for your reports and Term papers.

Circle 30 on Reader Service card.

HUNDREDS OF USEFUL CAPABILITIES

ALLWRITE comes with just about every useful word processing feature...standard. Here are some highlights: excellent right-justified proportional printing on most printers having that ability; powerful Form Letter and Mailing Label preparation; instant counts of words, characters, lines, changes; block Move, Copy, Delete, Putfile, Getfile, and List; delete by character, word, line, sentence, paragraph, or block; insert and one-key insert; great RS-232 printer support; accepts all 256 ASCII codes from keyboard; intermix pitches on same line (printer-dependent); 1.5 line spacing, 6, 7, 8, 12 lines per inch (printer-dependent); does multiple-columns on all printers; perfect alignment of hanging indents; variables, logic statements, conditional printing; wildcard Directories; integrated with Electric Webster and DOTWRITER for Models I, III, and 4 (these are sold separately); "Legal" line numbering; paragraph, list, and figure numbering; supports most popular printers (all "printer drivers" included); compatible with high-memory drivers; fully explains all DOS and ALLWRITE error messages; wildcard search-replace; tabs, search-replace, other settings remembered across files; word reversal; up to nine levels of boldface; flexible page titles; footnotes at bottom of page or end of document; Table of Contents and Index generation; and PROSOFT's unmatched text formatting and printing capabilities.

Attention NEWSSCRIPT Owners

You can trade in your copy of NEWSSCRIPT at very substantial savings. Please call our technical line for details.

How To Order

You can order by phone or mail. For quickest delivery, call our Technical Support line. Please specify your TRS-80 model (I, III, or 4, 48K, at least two disk drives), and your printer(s). Our price includes normal shipping in the U.S. and Canada. The sooner you order, the sooner you will begin to benefit from the ALLWRITE! Word Processor.

~~\$249.95~~ **\$199.95**

ORDER NOW, TOLL-FREE

(800) 824-7888, oper. 422

PROSOFT®

Box 560, No. Hollywood, CA 91603

(818) 764-3131 for Technical Information and Same-Day Processing.

Terms: VISA, MasterCard, checks, C.O.D. California residents please add sales tax.
Most orders filled within one day.

Minus 2000 Plus

I read with shock and anger of your decision to discontinue John B. Harrell III's excellent column (2000 Plus), the primary reason I subscribe to your magazine.

I do not know how you conducted your survey, from which you concluded that not enough readers owned a Tandy 2000 to justify the column. I do know that I did not participate in it, nor did several other 2000 owners with whom I have spoken.

At a time when the popularity of the 2000 seems to be increasing, your decision seems curious at best. I looked seriously at the 2000 and its competitors for over a year before opting for it. Perhaps many others have done the same, and another survey would deliver different results.

Paul A. White
Arlene, TX

I just read that 2000 Plus is being discontinued. It is fortunate I learned about this before I renewed my subscription. I wonder how you know how many Tandy 2000 owners are reading your magazine. Are we supposed to call and tell you?

W. A. Fronek
Houston, TX

We based our decision to drop the column on Reader Service card questionnaires, which showed the number of 2000 owners leveling off at about 3.5 percent of our readers.

—Eds.

Name That Program

Thanks for giving us credit for creativity in naming our program xT.CAD. The name T.CAD has humble roots: CAD is a popular acronym for computer-assisted drafting, and every draftsman can still easily relate to the old T-square that our system makes, alas, obsolete. The lowercase "x" distinguishes the extended version of T.CAD Professional from its smaller brother, T.CAD Apprentice.

But we also love your criticism and therefore announce a competition for a better name. It's open to anyone; just send your idea to my attention by July 31, 1985. The winner will get a free copy of xT.CAD (a \$450 value) and the first



runner-up will get T.CAD, even if we don't change the names.

Chris Brozek, President
Microdex Corp.
1212 N. Sawtelle Ave.
Tucson, AZ 8571

Stay tuned for contest results.

—Eds.

A Screen Gem

I found Jim Heid's article "The GW Difference" (February 1985, p. 42) interesting and a joy to read. But he missed one point about display formatting.

Heid explained that the Print @ feature is "gone, thank goodness," and went on to praise GW Basic's Locate X,Y feature. He didn't mention that the Model 4's Print @ statement is almost the same as Locate X,Y. You can format it two ways:

```
PRINT @ X, "Whatever"
PRINT @ (X,Y), "Whatever"
```

Thomas Szilagyi
Cranston, RI

Dynamic Duo

As a stand-alone computer, the Model 100 is extremely limited, as are most lap-sized computers in its price range. Adding disk drives and other paraphernalia simply raises the cost without increasing efficiency.

However, for the price of add-ons, you could buy a Model 4P (an excellent computer), free yourself from the computer station, and use the 100 as a portable modem. I don't know why Tandy

doesn't package the 100 with the 4P. The 100 costs no more than a good modem and provides considerable convenience and power when used with a desktop.

Charles Harris
Island Heights, NJ

They Also Ran

What ever happens to all of those programs that don't win the grand prize or first place in the Young Programmer's contest? Is there a way to get listings and documentation for other winners?

Kim Williams
Las Vegas, NV

Some winning programs are available for downloading from our bulletin board system (603-924-6985).

—Eds.

80 ALERT

Occasionally, 80 Micro receives letters from advertisers who have changed their status, or from readers who have had difficulties with our advertisers. Most problems are resolved to the satisfaction of all parties, but some appear insoluble.

As a service to our readers and advertisers, 80 Alert posts the names of advertisers we are unable to reach, or who have changed their address or status. Anyone who has new information about a manufacturer or distributor, or who has a complaint, should write to 80 Alert, 80 Micro, 80 Pine St., Peterborough, NH 03458.

At the request of some of our readers, we have attempted to contact Micro Projects Engineering Inc., 3951 Higuera St., Suite B, Culver City, CA 90230. Our letters remain unanswered and their telephone is disconnected. This company has advertised in 80 Micro; also, we published a New Product announcement about their Xcalibur board in our January 1985 issue.

Send your correspondence to Input, 80 Micro, 80 Pine St., Peterborough, NH 03458.

Check these features:


Talker 2.0 and Talker 4.0 software:

- ✓ Unlimited translation of English text to clear speech.
- ✓ Powerful video or keyboard echo can be switched on or off at any time.
- ✓ Can be used in BASIC with 2 new commands: PRINT* "I can talk" speaks any expression. PRINT! "Hello" speaks and prints on screen.
- ✓ Reads numbers up to 999 trillion.
- ✓ Speaks many abbreviations, such as Mrs., Mr., lb., oz., Co., etc.
- Walks the dog.
- ✓ Many control codes to tailor the system to your wishes. (Pitch, speed, etc.)
- ✓ Only 6¼K long.
- ✓ Talker relocates itself into available high memory. Compatible with any DOS (not CPM).

The VS-100 hardware:

- ✓ Same performance as very expensive units.
- ✓ Super efficient: About 50 bytes per sentence.
- ✓ Handsome speaker module included.
- ✓ Detailed 48 page manual.
- ✓ Ready to plug in and talk right away.
- ✓ Uses the famous Votrax SC-01 with 4 pitch levels and automatic inflection.
- ✓ Built in audio amplifier with volume control.

See the detailed review in 80-Micro December 1984.



The VS-100: You've *never* had so much *fun* with your TRS-80

"Doctor SIGMUND"
will amaze you!

See Artificial Intelligence at work!

If you want to show off your computer, run "Doctor SIGMUND" and see their expressions as your TRS-80 has an intelligent conversation with you. If you have a VS-100 voice synthesizer, Sigmund actually talks back to you. Even YOU will be impressed. **\$29.95**
Doctor SIGMUND, for Models I, III and 4 (48K required); available on disk only



SPEECH

*fun
simple
powerful*

with the vs-100 voice synthesizer



The VS-100 system. (Model I shown)

\$69⁹⁵

Includes:
- VS-100 synthesizer
- Speaker
- Power supply
- Manual

Specify Model I, III, 4 or 4P.

Model 4P needs short 50 pin extension cable 14.95

TEXT-TO-SPEECH SOFTWARE

- **Talker 2.0** for Models I and III
On disk only..... 29.95
- **Talker 4.0** for Model 4. Includes Talker 2.0 for Model III mode. On disk only..... 39.95
- Text-to-Speech for tape users 19.95

Small Print: ● Model I: unit plugs into keyboard or expansion interface 40 pin bus. ● Model III, 4, 4P: unit plugs into 50-pin I/O bus. Model III VS-100 works with Model III, 4, 4P. Use our "Y-cables" (see next page) if your bus is already used.

Circle 17 on Reader Service card.

ALPHA Products

79-04 Jamaica Ave., Woodhaven, NY 11421

(718) 296-5916

Toll Free Order Line

800-221-0916

Orders Only. NY & info call
(718) 296-5916

Hours: 9-5 Eastern Standard Time

Add \$3.00 per order for shipping/handling.
We accept Visa, Mastercard, Checks, M.O.
C.O.D. - Add \$3.00 extra.
N.Y. Residents add sales tax.
Overseas, FPO, APO: Add 10%
Dealer discounts available.



Send questions or problems dealing with any area of Tandy/Radio Shack microcomputing to Feedback Loop, 80 Micro, 80 Pine St., Peterborough, NH 03458. Enclose a stamped, addressed envelope for a reply.

Q: My 16K Model I has served me well until recently. Now, whenever I type in characters or the computer displays messages on the screen, the letters O-Z and numerals 0-9 appear as A-N and uppercase symbols. The letters A-N print correctly. The computer seems to recognize the correct letters even though they're wrong on the screen. In fact, the command PRINT "ABCDEFGHIJKLMN O PQRSTU VWXYZ" gives me the correct letters. Can you suggest where to start troubleshooting? (John Matkisch, Morris Plains, NJ)

A: My first instinct is to say that your video display chip has gone bad and needs to be replaced, or that one of the character generator output lines is flaky. Beyond that I can't help. I suggest you take the unit to a Radio Shack computer repair center.

Q: I own a 4K Model III. Because of the cost, it's foolish to buy an upgrade from Radio Shack. Is there a financially sensible way to upgrade to a fancier level with more memory? (Bob Amis, Hopkinsville, KY)

A: Yes, it's easy to do your own upgrade. First, call Radio Shack's National Parts Division (817-870-5662) and order the appropriate technical manual. Then buy three eight-chip sets of 16K RAM—one chip is 16K by 1 bit, so eight chips give you 16K by 8 bits. Unplug your computer and remove the top according to the technical manual's disassembly instructions. Remove the bank of 4K chips and replace them with the 16K chips, then fill the 32 empty sockets beside them with the remaining 16K chips. The technical manual has diagrams of memory chip positions. Make sure you've inserted all chips properly, with the notches lined up in the right direction. Reassemble the computer and check memory size. If it's only 32K or 16K, you may have a bad chip.



Through trial and error, you'll get a full system. Now, get a Level II ROM chip from National Parts. To install the chip, you'll need the full installation instruction package. Disk drives and an RS-232 board are just as easy to add. You can order them from National Parts or from other companies that sell Model III upgrade kits. By doing the upgrade yourself, you should save several hundred dollars.

Q: I have an answer to Rodney Maglente's question about saving long programs with Radio Shack's Series I Editor/Assembler (January 1985, p. 18). He should change the byte at 4AEA hexadecimal (hex) from 00 to FF hex. The editor/assembler's Save routine uses the BC register to count the lines saved. The program enters this routine with BC containing 00D3 hex (211 decimal). The patch changes this to FFD3 hex, which lets you store as many lines of source code as you'll ever be able to fit in memory and assemble. I used Howe Software's Monitor #3 to make the patch and write the modified program to tape. I lost count of the hours I spent solving this problem, but the effort was worth it. I have some source programs that take eight to 10 minutes to load. Be forewarned that saving lengthy source code requires long, good tapes. (Merritt H. Derr, Inman, SC)

A: Thanks for the information. See Greg Wolking's letter below for a method that doesn't require a monitor program.

Q: Solving Rodney Maglente's problem involves changing only 1 byte in the Series I Editor/Assembler program, but you need a high-memory monitor to make the fix permanent. If you don't have a monitor program, use the System command to load EDTASM. When the *? prompt appears, type in /181 and press the enter key. This returns you to the memory size prompt; type in 17980, which protects the editor/assembler from Basic. Now type in POKE 19177,14 to fix the file length problem. Type in SYSTEM. Answer the *? prompt with /19434 to start the program.

It's wise to PEEK address 19177 to make sure you have the same EDTASM version; the result of the PEEK should be 6. Otherwise, you'll have to look elsewhere to solve the problem.

You must follow these steps every time you load EDTASM. Note that the procedure doesn't affect the L command since EDTASM loads the entire file at once, no matter how long it is. Also, it's especially important to save your files more than once. The longer the file, the greater the chance of losing a byte or two. It takes only one bad byte to trash an entire file, and as yet I know of no way to repair a bad cassette file.

Note that there's no problem with the length of object files as long as you have enough RAM to assemble the program. (Greg Wolking, Orlando, FL)

A: Thanks for your solution.


Q: I own a 128K Model 4P. When I invoke the MEM command, the computer replies with 29,992. What happens to my other 64K of memory? Do you know of a way I can see all of my 128K? (Robert Mantis, Hilton Head Island, SC)

A: The extra RAM is there, but it's available only as a RAMdisk. There's no way to have 128K of contiguous RAM on the 4P, not in DOS and not in Basic. Microsoft's Basic can address only 64K of contiguous memory, including the space Basic occupies.

But don't feel put out by that; the IBM PC, with up to 512K of RAM, is stuck with the same Basic RAM limitation as your Model 4P. And your 4P cost a lot less than the IBM.


Newclock-80 \$69.95

The right time at the right price! Keep the time and date with quartz accuracy, even when your computer is off. The backup lithium battery (included) will last for over 2 years. Software on tape or disk, please specify. Use "TIMES" once to set the clock. Use "SETCLK" to set your computer's internal clock (at power up) or use "TSTRING" so that the "TIMES" function reads the Newclock. Connection: Model I: plugs into the keyboard or expansion interface. Model III: plugs into the 50-pin I/O bus. Compatible with all operating systems.



Printswitch \$59.00

Do you have 2 printers? Get a Printswitch. Stop plugging and unplugging those printer cables. With the Printswitch, you can have 2 printers connected to your computer and you can select either one at the flick of a switch. Works with any printer, plotter, or device that uses the parallel printer port. Simply plug the 14 inch Printswitch cable into your computer, and plug your existing printer cables into the Printswitch. This is the nicest unit on the market. Superior quality board with gold plated edge connectors. For Models I, III, 4 and 4P.




Alpha Joystick \$27.95

When it's time for fun, don't be without your Alpha Joystick. Do you know that most action games are Joystick compatible? Stop pounding on your keyboard and enjoy real arcade control. The joystick can also be used with BASIC programs; simply do J=INP(0) to read the joystick position (8 directions and fire button). Model I: plugs into keyboard or expansion interface. Model III, 4 and 4P: plugs into 50-pin I/O bus. The Alpha Joystick comes fully assembled and tested, ready to plug in and enjoy. (Specify Model I, or Model III, 4).



Interfacer-80 \$159.00

Low cost input and output device. The outputs consist of 8 relays (rated 2 Amp @125V), easily controlled using "OUT" commands. For example, OUT 0,0 turns all the relays off. Eight LED's show the states of the relays. The 8 inputs are optically isolated, so it's safe and easy to connect external devices (switches, sensors, thermostats, etc.). Simple "INP" commands read the inputs. Connection: Mod I: 40 pin bus. Mod III, 4, 4P: requires 50-pin I/O bus converter (\$39.95), plugs into 50-pin I/O bus. Comes complete with power supply, cable, and detailed manual. (Up to 8 interfacers can be connected to your TRS-80 using our Y- cables).



Analog-80 \$139.00

8 channel 8 bit Analog to Digital converter. Your TRS-80 can read voltages, temperatures, pressures, light levels, etc. • Input range: 0 to 5.1 Volts. • Resolution: 20mV. • Conversion time: 120 microseconds. In BASIC, you can take up to 100 readings per second. • Port address: selectable. Up to 8 Analog-80's can be connected to your TRS-80 for a total of 64 channels! Connection: Model I: 40 pin I/O bus. Model III, 4, 4P: requires 50-pin bus adapter (\$39.95). Comes complete with power supply, cable, and manual.



Special Cables

Disk drive extender cable (8")...C160:\$9.95

Y-Cable for Mod I bus (40 pin): • X2-40...\$29 • X3-40...\$44 • X4...\$59 • X5...\$74

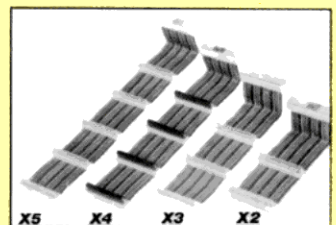
Y-Cable for Mod 3 & 4 bus (50-pin): • X2-50...\$34 • X3-50...\$49 • X4-50...\$64

Disk drive cable (34 pin): • 2-drive...C162:\$32 • 4-drive...C163:\$45

Extension cable, 4 foot: • For printer and drive (34-pin)...C165:\$22

• For Mod I bus (40-pin)...C167:\$24 • For Mod 3 & 4 bus (50-pin)...C169:\$28

Keyboard to E/I (40-pin, 8")...C161:\$21 If this is confusing, send for our Cable Flyer. Our cables are made with high quality gold plated connectors to ensure utmost reliability.



NO RISK

We know that ordering by mail can sometimes be a hassle, but with Alpha, you are fully protected.

- 1) Our 15 day money back guarantee protects you from disappointment.
- 2) All our products are tested on a TRS-80 and warranted for 90 days (parts & labor)
- 3) We ship 90% of our orders within 24 hours.
- 4) We are committed to help you

Green Screen \$12.50

Do your eyes a favor, put on a green screen. Tens of thousands are in use for a good reason: they work. Contrast is enhanced and eye fatigue is greatly reduced. Our green screen is curved; it fits right on the face of the tube. (Fits Models I, II, III, 4, 12, 16)



Circle 17 on Reader Service card.

ALPHA Products
79-04 Jamaica Ave., Woodhaven, NY 11421
(718) 296-5916

Toll Free Order Line

800-221-0916

Orders Only, NY & Info call
(718) 296-5916.

Hours: 9-5 Eastern Standard Time

Add \$3.00 Per Order For Shipping And Handling. We Accept Visa, Mastercard, Checks, M.O. C.O.D. Add Sales Tax. Overseas, FPO APO: Add 10% Dealer Discounts Available. C.O.D. add \$3.00 extra.

Some programs take advantage of the extra 64K bank of memory, but most machine-language and Basic programs restrict themselves to using the extra RAM as a RAMdisk.

Q: I use cassette Scripsit 3.1, the inexpensive version, on my Model III with a Radio Shack DMP-200, a smart printer that supports many typefaces. From Basic, I can change print styles, but in Scripsit I'm stuck with the modes in effect when I load the word processor. How can I get bold and other typefaces from Scripsit? (Ralph H. Turner, Oberlin, OH)

A: I know of several programs or patches to modify disk Scripsit to use the DMP-200's special features, but I find nothing for cassette Scripsit. Can anyone else help?

Q: I have a suggestion for Chris Seigler, who was looking for an accounts receivable program for a dual-drive Model III (December 1984, p. 18). He needed a balance-forward program that could handle 1,500 accounts with an average of five entries per month. You said he'd need a hard disk drive to handle that many accounts. I think H.D.P.'s program is what Chris wants. It handles up to 5,000 accounts and 15,000 transactions on floppy disks with a split disk feature. I've been using this program for several years and find it consistent and concise.

An advertisement for the program appears on p. 197 of the December 80 Micro. You can reach H.D.P. at 2366 Lincoln, Oroville, CA 95965, 916-533-5992. (George M. Blankenship, Mewan, WV)

A: With all the advertisements in all the magazines I read each month, sometimes I miss a few. Thanks for the suggestion.

Q: Like Chuck Fullgraf, I had trouble converting my Model I to operate with a double-sided disk drive (January 1985, p. 18). To condense weeks of disappointments, here's what happened.

Micro Systems Software's technical department told me DOSPLUS 3.5 could not support double-sided operation on drive zero due to the Model I's hardware limitations. They told me that drives other than zero can be double-sided, and said the problem was probably in the drive cable.

Aerocomp was more specific. They told me that Radio Shack's programmed drive cable uses pin 32 to control drive 3, so pin 32 is missing from the cable edge card connector on drives 1 and 2. Tandon uses pin 32 to tell a drive it's

supposed to be double-sided. I made a new cable with pin 32 on drive 1. This gives me satisfactory results with a single-sided drive zero and a double-sided drive 1. If there's a way to get double-sided operation on drive zero, I'd like to know about it. Also, is the terminator's correct location on the final drive, or on drive zero? My computer seems to work equally well both ways. (Oscar A. Hevia, Tampa, FL)

A: The terminator resistor can be anywhere on a four-drive system, as long as one and only one drive has the resistor pack. Tandon prefers that the pack be in drive 1, while Radio Shack, the last I heard, prefers that it be in drive zero. For more advice on double-sided disk drive operation, read on.

Q: I had problems similar to Chuck Fullgraf's when I upgraded to double-sided disk drives. I went to the nearest Radio Shack and bought a normal 34-pin edge card connector to replace the one with the missing pins. Another solution is to make a new cable with two new ends.

Once you've installed the new cable, configure the drives using the DIP (dual in-line package) switches, or jumpers, as internal 0,1 and/or 0,1 external. However, if you do this to the external drive, TRSDOS 6.1 or 1.3 won't acknowledge that drive. Another of life's mysteries.

Be aware that the Model III/4's drives are configured as 0,1 internal and 0,1 external. Radio Shack chose to make the external connector on the disk controller's PC board the same as the internal pin out. If you set the external drives' DIP switches to 2,3, they won't work properly. (Mel Patrick, Surrey, BC)

A: Thanks for the warnings about the external drives' DIP switch settings, but what do you mean TRSDOS won't acknowledge the external drive? All you have to do is use the System command to tell the DOS that you installed an external drive.

Q: Regarding Chuck Fullgraf's questions: I've made some discoveries about double-sided disk drive operation using DOSPLUS 3.5. If you have one drive,

the only way to get double-sided operation is to have the DOS already on a double-sided disk. For the format utility to work correctly with only one drive, you must still have the terminating resistor in place. On the other hand, on a dual-drive computer, you must remove both resistors.

You can't use the back-up utility to back up a single-sided disk to a double-sided disk or vice versa. I haven't been able to back up a double-sided disk that has the complete DOS on it.

I've used the following method to back up DOSPLUS 3.5 from a single-sided disk to a double-sided disk, or from double-sided to double-sided: Put a single-sided DOS disk in drive zero, and load the format utility. At the prompt, put the destination disk in drive 1 and format it using the Sides = 2 parameter. Use SYSGEN to copy system files to the back-up disk. To copy the remaining files, use the command COPY !:0 :1,1,E,SP = "PASSWORD",D = "PASSWORD". If you need only a few of the files, copy them one at a time; don't forget the file password where necessary. This disk boots up as a double-sided disk in drive zero, but you must create a configuration file using the Save command to configure both drives on boot-up. You can also use the I,Mount command, when you have disks in both drives, to set the drive to the disks' format. (Joseph Conte, New Hyde Park, NY)

A: Thanks for writing. We all appreciate it when someone explains how he managed to do what Radio Shack calls impossible.

Q: In the January 1985 Feedback Loop (p. 18), Gerald Crosby asked for a patch to resolve a conflict between the Model 4's click filter and SuperScripsit. I have such a patch (see the Program Listing); it works with TRSDOS 6.2 only, however.

The problem with the pre-6.2 filter is that it's poorly written and that SuperScripsit accesses the keyboard via a proprietary @CTL supervisor call (SVC). The filter doesn't check what type of request (@GET, @PUT, or @CTL) has entered the filter. After @CHNIOing to the keyboard driver, it checks only whether the zero flag is set. If so, it produces a

Program Listing. Patch to correct the Model 4's click filter with SuperScripsit under TRSDOS 6.2.

```
.Click/Fix
.Modified 6.2 Click/FLT to work with SuperScripsit and *DO
.
.Change C9 (return) to BC (CP H)
.This usually results in a C, NZ condition
.
.D00,93=BC
.F00,93=C9
.
.Apply patch to Click/FLT.FILTER
.End of patch
```


click. The @CTL #255 function call that SuperScripsit uses returns the 8-byte image of the keyboard RAM starting at the address indicated by the IY register's entry value. This call is always CHNIO'd to the driver and always returns zero. Therefore, the filter produces a click whether or not you press a key.

Tandy rewrote the click filter for TRSDOS 6.2. This time, the filter screens the primitive and processes it properly. It returns @PUTs to the calling program without CHNIOing to the driver; it CHNIO's @CTL and returns it, and CHNIO's @GETs (@KBD, @KEY, and @KEYIN) and screens them on return for the zero flag. If the flag is set, the filter makes a click.

The patch changes the return byte that @PUT and @CTL use to a CP H. On return from a @CTL #255, H = F4 hex, so it's an extremely rare event that A, which holds the last keyboard RAM byte's image, would be equal to or greater than H. The CP H thus creates the nonzero, carry conditions which are the entry flags for a @GET primitive.

So, on return from the @CTL # 255 venture into the keyboard driver, instead of returning to the caller, the computer resets the zero flag, sets the carry flag, and drops control down into the filter's code that handles @GET requests. When SuperScripsit sends its @CTL to the keyboard with the click filter installed, the filter processes the @CTL and then a @GET primitive. If you haven't pressed a key since the last call, @GET returns a nonzero and the filter doesn't click. The probability of the @GET call's masking a new key press from the @CTL call is extremely small. (Mike Zarowitz, St. Paul, MN)

A: Great detective work. Thanks for the patch.

Q: I've been considering converting my Models I and III to CP/M. In the December 1983 *80 Micro* (p. 122), you reviewed three Model III kits. My objective is to convert both computers so they can run the same software and read the same files, as well as run their respective TRSDOS programs. I'd also like to expand to 128K if it's practical. Am I dreaming? If not, which kits would accomplish what I want and which would you recommend. Also, can I convert a Color Computer to CP/M to spread the compatibility three ways? (Fred B. Crier, Roswell, GA)

A: Yes, it's possible to convert both computers to CP/M so that they'll run the same CP/M software. You can convert a Model I by setting it up as a 48K or as a 64K system. However, the 48K configuration causes problems. Because of a conflict with the Model I/III

ROM/RAM, you have to alter CP/M to start at 4000 hex. This gives you a non-standard version incapable of running about 90 percent of the CP/M software on the market.

The second conversion method requires a hardware modification that lets you switch RAM into the logical positions that the ROM occupies, making the computer into a 64K machine. This way, you can run standard CP/M and all available software. The Model I hardware modification is tricky because of close tolerances inside the keyboard case. As I explained in my article, the Model III conversion isn't that difficult.

Model I CP/M kits are available from Microhatch (P.O. Box 501, DeWitt, NY 13214) and from Holmes Engineering (3555 S. 3200 W., Salt Lake City, UT 84119). You'll also have to upgrade your Model I disk drives to double-density operation before you can swap disks with your Model III, unless you restrict Model III disks to single-density. As for getting 128K of RAM, you can't actually address more than 64K with Z80 CP/M.

You might be able to get a Color Computer CP/M card from Wayne Technology (P.O. Box 5196, Anaheim, CA 92804), even though they've discontinued the product, or from Color Power Unlimited (1260 Springfield Ave., P.O. Box 606F, New Providence, NJ 07974). Both units require an external 80-column by 24-line display monitor. Both also use double-density disks and require a 64K Color Computer.

Q: I believe owners of cassette-based Model III's would find my method of handling Basic data files, which I've called TBase, interesting.

TBase is a set of 19 Assembly-language subroutines for conveniently using the Model III 1,500-baud cassette interface to store and retrieve data files for Basic programs, much as disk Basic uses ASCII data files. It takes only 27 bytes of data statements to let any Basic program load TBase via a programmed System statement. TBase data files are in cassette Scripsit format, so you can use Scripsit's full-screen capabilities to create or edit them. However, Scripsit isn't necessary; Basic programs using TBase can create, modify, and display their own data files.

A TBase data file is a relational data base. That is, it consists of numbers and strings logically arranged in related rows and columns. TBase accepts more than one data file at a time, limited only by installed memory. The tape input/output routine provides for multiple copies, verification, and tape-off delay, to avoid capstan damage to the end of a tape file.

TBase enables the CVI function unused in cassette Basic. This makes it

easy to transfer data records between TBase's text buffer and Basic variables. TBase can sort any nested set of fields of a data file, using a fast vectored shell algorithm. TBase functions delete and insert records in any data file, or delete an entire data file while retaining all other files in memory. A search function finds the first, or next, record in a data file that matches a profile based on one or more fields, such as "Find John Brown's telephone number."

I'm placing TBase in the public domain for the benefit of *80 Micro* readers. Interested readers should send me \$15 to cover the cost of reproducing TBase's documentation and assembled source listing, preparing a C-90 cassette with the five modules of editor/assembler source text and assembled system file, and mailing them. (David B. Dillon, 16533 Baederwood Lane, Derwood, MD 20855.)

A: Sounds like a great deal for owners of cassette-based computers.

Q: In your answer to Daniel E. Roth's letter (May 1985, p. 14), you said you'd been unable to find a third-party source of printwheels for any Radio Shack daisy-wheel printers. Your readers might be interested to know that Quill Corp., a mail-order office supply company, has seven standard printwheels in 10, 12, and 15 pitch and proportional spacing for the Daisy Wheel II and DW-410 printers.

I've bought most of my printwheels and ribbons from Quill and can vouch for their excellent service and prices. Their address is 100 S. Schelter Road, P.O. Box 4700, Lincolnshire, IL 60197. (Ron Lee, Severna Park, MD)

A: I knew Quill sold ribbons for the Daisy Wheel, but I didn't know about the print wheels. Thanks for the information.

Q: I'm responding to Jean-Pierre Guggenheim's request for help in converting his Level I game cassettes to Level II for use on his Model III (May 1985, p. 17). Even if he finds copies of Radio Shack's conversion programs, they won't work with his Model III. I've revised the originals to work with the Model III, and would be happy to supply copies to Mr. Guggenheim or to anyone else who could use them; please send a blank cassette and return postage. (Paul F. Barnett, 19 Wilshire Blvd. E., Louisville, KY 40214)

A: Thanks for the offer.

Terry Kepner is a freelance writer and programmer and an 80 Micro associate editor.




MONTEZUMA MICRO

PRESENTS

MONTE'S WINDOW™

NOTEPAD



WINDOWS ON YOUR MODEL 4!



CALENDAR




**TAKES NO
USER RAM!**



REQUIREMENTS

Montezuma Micro CP/M®
2.2 version 2.21+
128K RAM
Model 4 or 4P
8-bit Fever

CALCULATOR



Pop Up Menus!

\$49

Easy to Use!

INDEX
CARD FILE



A touch of the keyboard opens a window in your screen for – a Note Pad, an Appointment Calendar, a Calculator, even a Mini Data Base. All yours for just \$49! Need RAM? Monte's Christmas gift to you – 64K and the window, both for \$99!

Once Upon A Time,

Monte Zuma, our Founder, President and King, has always had trouble keeping his desk organized. The Sidekick™ from Borland International would solve the problem, but alas, it was not available for CP/M®. So Monte asked his favorite nephew, the legendary LaMont E. Zuma (distant cousin to Rondo Talbot, a direct descendant of Monte Zuma himself) to work on the problem as best he could during recess at the home. LaMont, a true legend in his own time, really outdid himself this time. A touch of both shift keys halts your application program in its tracks and up pops **Monte's Window™** ready to use. What could be simpler? Put an end to the fumbling and pawing around the pile of papers on your desk. You will find **Monte's Window™** indispensable. When you are finished, break back to your application program and it resumes without error. **Monte's Window™** is truly a breakthrough. See for yourself—Look through **Monte's Window™** on your Model 4. How did you ever get along without it? See the page opposite for order information. **Monte's Window™** is available right now.

CP/M...The Software Key That Unlocks Your Model 4

CP/M is the standard 8-bit Z-80 operating system and many thousands of programs have been written to run under this system. With Montezuma Micro's CP/M you can run these programs on your Model 4/4P. Think about all those nationally known programs you've wanted to use. Programs like WordStar, dBASE II, SuperCalc, MultiPlan etc. With our version of CP/M 2.2 all those public domain programs on bulletin boards across the USA are available for free downloading. CP/M is the missing link that joins all this software to your Model 4/4P. Montezuma Micro's CP/M comes ready to use and requires no hardware modifications. This product has been awarded the best and highest ratings in the reviews and we are continuously improving it with you in mind. With our CP/M you get more than just a DOS. You get the other half of your Model 4/4P.

AVAILABLE NOW FOR IMMEDIATE SHIPMENT – Less Hard Disk Drive Support \$169
Optional Hard Disk Drive Support \$ 30

(Radio Shack 5M, 12M, 15M, 35M • Aerocomp/Percom 5M, 10M, 15M, 30M • Bi-Tech 5M, 10M, 11M, 15M, 20M, 30M, 40M)

FEATURES

- Full range of floppy drive support. Dual-head and/or 80 tracks.
- Optional hard disk support allows positioning and selective assignment of logical drives. Easy backup routine.
- Memory drive allows the use of the other 64K RAM bank on 128K machines.
- Modem 7, a powerful public domain communications program furnished at no charge, allows for file transfer and remote database access such as CompuServ and The Source.
- CONFIG is our flexible utility that allows complete control of all operating parameters from menus. Format, read and write more than 30 different manufacturer's disk formats with more being added rapidly.
- Disk Utility Program allows fast format, backups and verifying of ours and other manufacturer's disks.
- These CP/M utilities are included: ASM; DDT; DUMP; ED; LOAD; MOVECPM; PIP; STAT; SUBMIT; SYSGEN; and XSUB.

128K MEMORY UPGRADE

Our upgrade kit includes 64K RAM, a genuine PAL chip and instructions for installation. This kit will upgrade your 64K Model 4 to 128K and allow the use of our MEMLINK program and the TRSDOS 6.x MEMDISK. Guaranteed 1 year.

A BARGAIN AT ONLY \$74 Model 4
\$64 Model 4P – No PAL

WHY BUY OURS?

	MONTENZUMA MICRO	RADIO SHACK
Transient Program Area (TPA)	55K	52K
Bytes free in MBASIC	30,776	18,488
Bytes free of formatted disk	196K	160K
64K Memory drive	YES	NO
Double-Side/80tk drive support	YES	NO
Format, read/write other		
CP/M formats	YES	NO
Communication program included	YES	NO
Share HD with TRSDOS/LDOS	YES	NO
Assign multiple drives to HD	YES	NO
Boots from Hard Disk (4P)	YES	NO
Popular terminal emulation	YES	NO
User defined function keys	9	3
Timely product support	YES	NO

This popular software is available for the Model 4/4P using our CP/M.

WordStar Fast memory-mapped version 3.3 \$250
MailMerge Multi-purpose file merging program . . . 125
SpellStar 20,000 word proof-reader on a stick . . . 125
StarIndex Creates indices and Tables of Content. . . 85
DataStar Data entry and retrieval is yours 175
ReportStar Report generator and file manipulator. . . 150
InfoStar The above two programs 300
dBASE II with Disk Tutorial. 385
CBASIC version 2.8. 85
TURBO PASCAL by Borland. This is the one. 45

ORDER INFORMATION

Call now and your order will be shipped immediately. We accept American Express, MasterCard and Visa plus we ship COD (cash or cashier's check only). Credit cards are not charged until your order is shipped. Add \$4 shipping per item on orders within the 48 states. Suitability of the software is the responsibility of the purchaser as there are **NO REFUNDS**. Defective items will be replaced upon their return, postpaid.

ORDER NOW . . . TOLL FREE

800-527-0347
800-442-1310

The Toll Free lines are for orders only.
 Specifications subject to change without notice.

CP/M is a Trademark of Digital Research, Inc.; Interchange and Memlink are Trademarks of Montezuma Micro; TRS-80 is a Trademark of the Tandy Corporation; WordStar, MailMerge, SpellStar, StarIndex, InfoStar, ReportStar, DataStar, SuperSort and CalcStar are Trademarks of MicroPro International Corporation. Multiplan is a Trademark of Microsoft.

Copyright Montezuma Micro 1984



MONTENZUMA MICRO

214-339-5104
 Redbird Airport, Hangar #18
 P.O. Box 32027
 Dallas, Tx 75232

"WE KEEP YOU RUNNING"



The PRODUCER
Winner of
★★★★★
FIVE STARS
in 80 MICRO Magazine's
Software Review

January 1985
The PRODUCER gained
this perfect rating
based on
Ease of Use
Quality Documentation
Freedom from Bugs
Ability to Do the Job

You can quickly create programs
to manage such things as
mail lists, personnel records,
inventory control, catalogs,
loan calculations, schedules,
personal finances.
The only limit
is your imagination!

**THE PRODUCER
CAN SAVE YOU MONEY!** Why buy
expensive data base programs that never
quite do what you want. The PRODUCER
can write all your data storage and
retrieval programs for you -- quickly,
easily, and to your exact specifications.
Investing in The PRODUCER is money
saved over and over again.

**THE PRODUCER
CAN SAVE YOU FRUSTRATION!** No
more frustrating dependence on
inadequate software that someone else
packaged for mass consumer use. With
The PRODUCER you can design and
write custom software to meet your exact
needs. You can become a programmer
even though you have no previous
programming experience. The
PRODUCER helps you plan what you
want and then writes all the code for you at
the push of a button.

**THE PRODUCER
CAN SAVE YOU TIME!** What formerly
was impossible for novices, can now be
done with ease. What formerly took
professional programmers days and
weeks, can now be accomplished in
minutes. After a few hours going through
The PRODUCER's easy to follow Tutorial,
you will have an incredible time saving
tool at your fingertips. Most PRODUCER
users testify that they can create complete
programs from start to finish in as little as
fifteen minutes. You will soon be
wondering how you could ever have done
without The PRODUCER.



The PRODUCER Professional Program Writer

Beginners can program with no experience necessary.
Professional programmers can save days and weeks of time.

WITH THE PRODUCER YOU CAN ENJOY THESE OUTSTANDING FEATURES

- **An easy-to follow tutorial** that takes you step by step through The PRODUCER process. It's all you need to get started and even lets you create an actual program as you learn.
- **The best screen generator available anywhere.** You have full screen control including graphics. You can add, insert, delete and move blocks of text on screen or between screens.
- **Full support for all math functions,** including subtotals and global calculations.
- **A B-Tree file structure,** that gives extremely fast access to data, allows global search and replace, data entry by batch mode and automatic file rebuilding.
- **The Freeform Report Generator** provides amazing versatility to design text placement, interfield calculations and formats. You can even print reports on your standard forms.
- **Full editing control at all times.** You can easily edit and refine at any point, including the finished program, without having to start over. That's a feature not found on other products. The screen generator lets you experiment, rearrange, "cut and paste" between trial screens and change your mind any time you wish.
- **A fully indexed reference manual** of over 200 pages gives you complete technical support at your finger tips. You may never need to read it, but it is all there just in case.
- **Outstanding technical support.** Your PRODUCER package comes with four free issues of The PRODUCER quarterly newsletter. And should you ever need direct technical assistance, you may call a Producer Software technician for free counsel and trouble shooting.
- **No payment of royalties.** That's right. Provided you give proper credit, you may sell PRODUCER generated programs without paying royalties. Finished programs do not need the original PRODUCER system disk to run, so they are easy to duplicate and distribute. The PRODUCER can put you into the programming business for friends and associates.

★★★★★

"The longer I used The Producer, the more impressed I was. After only one month, it had found a place among my most often used software."

Hardin Brothers
Reviewer, 80 Micro

"The Producer is an excellent package, capable of doing everything I wanted it to.

Hardin Brothers
Reviewer, 80 Micro

"The Producer will allow you to develop a data base program in a couple of hours that would take months to program and debug by hand."

Charles Knight
Reviewer, Basic Computing

"The Producer is certainly one of the better buys in today's software marketplace."

Charles Knight
Reviewer, Basic Computing



**TRS-80 Models
I, III, IV, 4-P**

Requires 48K, 2 Disk Drives

\$199.95

1-800-433-5355

(TX) 214-456-0074

Ask about DATA SHUFFLER
All purpose Sort/Merge program.

We accept money orders, cashier's checks,
VISA, Master Card, and American Express.
Circle 76 on Reader Service card.

IBM's Loss Tandy's Gain?

Hot Items

With spring came the news that IBM would stop production of its PCjr in April. Ironically, the jr had just come off its best sales period since its introduction a year and a half ago. Fourth-quarter sales totaled 200,000 units; sales for all of 1984 were only 250,000.

The jr was burdened with flaws from the start. You had to aim its notorious infra-red keyboard, which operated remotely, directly at the CPU box for it to work. Its original Chiclet-style keyboard was a laughing-stock. Memory size limitations, a slow processor, a single disk drive, incompatibilities with the PC, and the complete system's high price all contributed to the jr's decline and fall.

IBM did fix some of their blunders. They improved the keyboard, increased the amount of memory Basic could access, and speeded up the microprocessor. But the stigma of failure remained until IBM cut the jr's price by \$1,000—to \$995—late in 1984, just in time for Christmas. Suddenly, people started buying jrs. Then in February 1985, IBM took the fatal step of raising the jr's price back to \$1,400. The sales boom stopped cold. A month later, jr was gone.

Don't expect IBM to stay out of the home computer market for long, however. William Ablondi of Future Computing Inc. looks for a new machine, priced at about \$1,000, in 1985's third quarter.

Meanwhile, Tandy has a golden opportunity to cash in on IBM's misfortune. The Tandy 1000 now lacks a serious rival among low- to mid-range MS-DOS computers. IBM's first big failure may, in fact, enhance Tandy's first big success in the MS-DOS mainstream.

Update

"Who'll give me \$500 for this little gem of a computer? How about \$300?"



C'mon, this baby once retailed for \$1,195."

"I'll take 150 of 'em for \$125 a piece."

"Sold!"

It was a painful end for Convergent Technologies' Workslate as the last 6,000 units went on the auction block at fire-sale prices.

Introduced in August 1983, the Workslate was an early competitor of Radio Shack's Model 100 briefcase computer. But Convergent ran into trouble manufacturing and marketing the machine and stopped producing it last summer, at an \$8.5 million loss.

The auction raised some badly needed cash for Convergent. Auctioneer Ross Dove had hoped to get \$150 to \$200 per computer, but he didn't quite make his goal. Nonetheless, the sale took in about a million dollars, and Convergent called it a success.

Tandyland

This is one of those good news, bad news stories. Tandy's share of the home computer market dropped from 8 percent in 1983 to 7 percent in 1984. That's the bad news. The good news is that the industry-wide factory value of shipments for all home computers rose by \$800 million from 1983 to 1984. So Tandy made more money. Tandy executives have always claimed that market

share isn't especially important to them; they say it's the bottom line that counts.

At this point, though, Tandy's looking forward to a better start for fiscal 1986, which begins on July 1, 1985.

Recently, stock market investors have liked Tandy's prospects, too. While other high-tech stocks slumped this spring, Tandy became a market leader.

In late March, Martin Miller, a stock analyst for E.F. Hutton in New York, told me, "Tandy's stocks have been ahead of the mar-

ket over the last few weeks. In fact, Tandy's become a market favorite."

Mark Manson of Donaldson, Lufkin, and Jenerette Securities, echoed Miller's comments. "Tandy is one of the hottest stocks on the market," he said. "Since the first of the year, Tandy's gone from \$24 to \$34."

Neither analyst seemed to think the PCjr's exit from the home computer scene would significantly affect the performance of Tandy stock. Miller said it would be only a "modest positive." Because Tandy's stock has always moved in cycles, Miller said Tandy's benefit from decreased competition would be short term. Manson put it differently: "In the long run, the demise of the PCjr can only help Tandy, but they were doing very well anyway, even while the jr was still around."

Now that Tandy's 6000 has superseded the Tandy 16B, you might wonder what Tandy's doing with all those out-of-date computers. It turns out the government's taking a lot of them off Tandy's hands.

The Army is buying 283 units, and has taken an option on 45 more. Since 16Bs cost about \$4,000 apiece, the deal could bring in almost \$1 million for Tandy. The Army will use the computers at Fort Stewart in Georgia and in West Germany to track supplies and equipment.

"There's no deal, no conversation," said Ron Stegal, senior VP of Tandy's business products division. He was talking about rumors that Radio Shack Computer Centers might sell Ataris in the near future. Stegal told the *San Jose Mercury News* that Tandy wouldn't even consider selling Atari computers unless it had Atari all to itself.

How this rumor even got started is a mystery. Consider the two companies' sales strategies. Radio Shack sells only its own products or products to which it holds exclusive rights. Atari is a mass-merchandiser that shuns computer specialty stores.

James L. Copland, Atari's vice president of marketing, says his company's mission is, "selling to the masses, not to the classes." Though the two computer companies may compete for buyers in the same market, it's unlikely you'll see their products on the same shelf.

The Atari rumor wasn't the only one to reach *80 Micro* this spring. There were rumblings on CompuServe and other sources about a new Tandy computer: an MS-DOS briefcase model to be called the Tandy 800.

According to the scuttlebutt, the computer will have one disk drive and a Fresnel lens flip-up screen. (Fresnel lenses, like those in lighthouses, use a series of concentric lenses to concentrate light.) When I asked Stewart Weinstock, Tandy's product manager for portable computers, about all this, he said he knew nothing about an MS-DOS portable about to come out.

Weinstock, by the way, has some new responsibilities at Radio Shack. He's now product manager for the Model 4, replacing David Frager. Meanwhile, Frager, who also handled the Tandy 1000, is taking charge of Tandy's entire MS-DOS line: the 1000, 1200, and 2000.

I asked Weinstock if the move put any kind of a shadow on the Model 4's future. His comment was emphatic: "There is no intention to stop producing the Model 4. The product continues to be very successful and will continue for as long as it is selling."

Ed Juge, Radio Shack's director of market planning, adds that the Model 4 is selling especially well to schools. "The 8-bit machines we sell still have a long life ahead of them," said Juge. "We're even considering upgrades to the Model 4." When asked for details, neither Juge nor Weinstock would be specific, but I did learn that some of the 4's most popular add-ons might become standard equipment. Options Tandy's considering include an internal hard disk drive, double-sided disk drives, and the high-resolution graphics board.

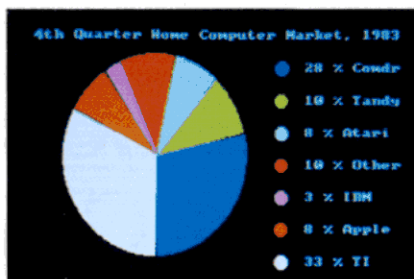


Figure 1. Home computer sales in the last quarter of 1983.

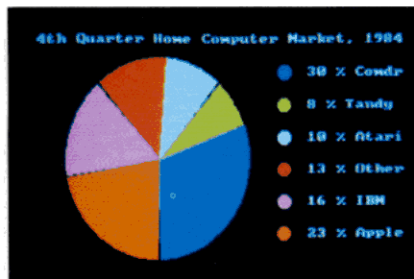


Figure 2. Home computer sales in the last quarter of 1984.

MicroTrends

A report from Future Computing Inc. documents some important changes in the home computer market over the last year or so. The report compares home computer sales in 1984's fourth quarter with sales in the final quarter of 1983.

First, sales were down. In 1983, consumers bought 2.2 million units. In 1984, the total was 1.7 million. Not all vendors felt the crunch equally, though. The big loser was Commodore, whose sales fell 12 percent. Radio Shack lost 8 percent and Texas Instruments, of course, dropped out of the market completely (see Figs. 1 and 2).

Apple's sales, however, jumped 17 percent. IBM gained 13 percent in the home market, attributable to the 200,000 PCjr's sold within the last three months of 1984 (see above).

Prices for home computers in 1984's final quarter ranged from \$325 for an Atari to \$1,750 for an IBM. The dollar total was \$1.8 billion.

Future Computing says, "Consumers are buying computers as tools, not just as toys." Fifty-nine percent of the systems sold in 1984 had disk drives; 36 percent included printers. Other popular peripherals included joysticks, more memory, modems, and mice.

As the report makes apparent, games, graphics, and sound are not necessarily what home computer buyers are looking for anymore. Instead, they're turning to

higher-priced systems and applications software.

The promoters of Softcon, the big microcomputer software convention, can't claim their show is getting bigger every year. Attendance at the second annual Softcon, from March 31-April 3 in Atlanta, was down significantly. Last year's premiere show in New Orleans drew 550 vendors; this time, that number dropped to 250. Yet, the vendors didn't seem too disappointed. They felt the crowds were more interested in the exhibited products than last year.

Most products shown were for the IBM PC, and most of the remainder were for Apples. Only Ontario-based Gridsoft represented the TRS-80 market. And Gridsoft was there to announce versions of its football prediction program—for the PC and the Apple.

To attract people to the show, Softcon paid ABC's Ted Koppel \$25,000 to moderate a panel discussion on the future of software. The panel included John Sculley, president and CEO of Apple Computer, Inc., Mitch Kapor, chairman of Lotus Development Corp., industry analyst Esther Dyson, and Fred Gibbon, president of Software Publishing Corp. Unfortunately, Koppel steered the discussion away from the panel's area of expertise, business, asking instead why anyone would need a home computer when most hardware is rusting, or "whatever discarded computers do," in America's closets.


The panelists said telecommunications would eventually make the computer a home necessity, while admitting the need for an easy-to-use interface for nontechnical computer users. None of this is particularly new; it simply underscores the problems the micro industry has had finding a place in the home. Koppel's question will remain unanswered until, as Mitch Kapor put it, "a key inventor, a Henry Ford, comes up with a way to make computers more accessible to everyday people."

The microcomputer industry now has its own daily newspaper. This month, Ziff-Davis Publishing Co. is due to start up *Computer Industry Daily* (CID), an industry newspaper to be electronically distributed via MCI Mail.

According to Esther Dyson, editor of *Release 1.0*, the industry newsletter bought by Ziff-Davis and converted to CID, "Our charter is to provide the computer industry with comprehensive, coherent coverage of breaking news here and worldwide, especially Japan." The six- to 12-page newspaper will also be printed at 18 U.S. locations for readers without modems or access to MCI mail.

A subscription will cost you \$1,500 a year, not including your phone or MCI bill. ■

TRS-80 AND IBM-PC Word Processing Program



Computers Supported
IBM-PC
IBM-XT
Tandy 1000
Tandy 1200
Tandy 2000
Model 4
Model 2
Model 12
Model 16
Model 4 CP/M
Model 2 CP/M
Max-80
LNW

ONLY
\$129.95

**"For \$129.95 you'll be
hard-pressed to find a better
overall word processing product."**

(LSI JOURNAL, January, 1984)

**CP/M
& IBM
Versions**
\$199.95

- ☐ **80 x 24 DISPLAY** using TRSDOS 6 or any **MODEL III DOS**.
- ☐ Built-in **FORM LETTER** and **MAIL-MERGE** capabilities.
- ☐ Built-in **HELP SCREENS**.
- ☐ **55** separately programmable **MACRO FUNCTION KEYS**.
- ☐ Performs **PROPORTIONAL-SPACE** right-margin justification on over 120 different printers (all drivers included **FREE**).
- ☐ Integrates with **ELECTRIC WEBSTER** spelling checker.
- ☐ Keyboard entry and printing of **31 European Characters** and special symbols.
- ☐ **IBM-PC, XT, Tandy, 1000, Tandy-1200, Tandy-2000** versions for color or Monochrome, now only \$199.95.
- ☐ **MODEL 2/12/16** versions now available for TRSDOS 2.0, TRSDOS 4.2 and CP/M.
- ☐ LeScript also available to run on TRS-80 **MODEL I, MODEL III, LNW-80, LNW-TEAM (80 x 24), Holmes VID-80 (80 x 24), and Lobo MAX-80 (80 x 24).** \$199.95

CALL 1-305-259-9397



ANITEK
ANITEK SOFTWARE PRODUCTS
P.O. BOX 361136 • MELBOURNE, FL 32936



FREE SHIPPING WITHIN THE U.S.; OUTSIDE THE U.S. ADD \$10.00 FOR SHIPPING.
FLORIDA RESIDENTS ADD 5% SALES TAX. ALL ORDERS PREPAID BY CHECK,
MONEY ORDER, CREDIT CARD OR C.O.D. Circle 141 on Reader Service card.

FREE

TRIAL-SIZE DISK OFFER

Fill out and return this coupon to receive a free trial-size copy of the **LeScript** word processing system - a \$25.00 value.

Name _____

Address _____

City _____

State _____


Zip _____

Telephone _____

My system is:

- | | | |
|--------------------------------------|--|--|
| <input type="checkbox"/> Model I/III | <input type="checkbox"/> Holmes VID-80 | <input type="checkbox"/> CP/M LNW-TEAM |
| <input type="checkbox"/> Model 4 | <input type="checkbox"/> Model II | <input type="checkbox"/> CP/M VID-80 |
| <input type="checkbox"/> MAX-80 | <input type="checkbox"/> CP/M Model 4 | <input type="checkbox"/> TANDY-2000 |
| <input type="checkbox"/> LNW-TEAM | <input type="checkbox"/> CP/M MAX-80 | <input type="checkbox"/> IBM PC |

Send to: ANITEK • P.O. Box 361136 • Melbourne, FL 32936



PERRY COMPUTERS



**CALL TOLL FREE
1-800-248-3823**

COLOR COMPUTERS

	LIST PRICE	OUR PRICE
26-3127 64K Extended Color Computer 2	\$219.95	\$185.00
26-3136 16K Extended Color Computer 2	159.95	130.00
26-3129 Thinline Disk Drive 0 for Color Comp	349.95	290.00
26-3018 Extended Basic Kit	39.95	36.00
26-3030 OS-9 with Editor Assembler	69.95	59.50
26-3012 Deluxe Joystick	39.95	34.00
26-1208 CCR-81 Recorder	59.95	50.00
VIP Integrated Library	149.95	139.00
VIP Writer	69.95	59.00
VIP Calc	69.95	59.00
Telewriter Disk		59.00
Botek Interface		57.00

TANDY 2000

26-5103 Tandy 2000 Two Disk	\$2499.00	\$2010.00
26-5104 Tandy 2000 One Disk & 10 Meg HD	3950.00	3175.00
26-5111 Monochrome Monitor	199.95	165.00
26-5112 Color Monitor	649.00	535.00
26-5140 Hi Res Graphic Monochrome Board	359.95	305.00
26-5141 Hi Rec Color Graphics Chips	149.95	125.00
26-5160 Internal 128K Memory Board	299.00	250.00
26-5300 Lotus 123	495.00	420.00
26-5311 Microsoft Multiplan	195.00	166.00
26-5320 Framework	695.00	590.00
26-5352 dBase II (Data Base)	595.00	420.00
26-5330 Multimate	249.00	205.00

MODEL 200 COMPUTERS

26-3860 24K Model 200 Portable Comp	\$999.00	\$829.00
26-3866 24K RAM Memory Expansion Chip for 200	249.95	212.00
26-3804 AC Adaptor	5.95	5.00
26-3805 Acoustic Coupler	39.95	34.00
26-3816 8K RAM Memory Expansion Chip	119.95	95.00
26-1409 Printer Cable	14.95	12.70
26-1410 Modem Cable	19.95	17.00
26-3809 Briefcase	49.95	42.50
26-3811 Soft Carrying Case for 100/200	39.95	34.00
26-1183 Bar Code Reader	99.95	85.00
26-3806 Disk Video Interface	799.00	660.00
26-3829 Multiplan ROM for 100	149.95	127.50

MODEL 4 COMPUTERS

26-1069 Model 4 64K 2 Drive Computer	\$1299.00	\$ 950.00
26-1080 Model 4P 64K Portable Computer	1299.00	950.00
26-1122 64K Memory Expansion	79.95	75.00
26-1127 Model 4 Internal Drive 1	499.95	415.00
26-1123 Model 3 to Model 4 Upgrade Kit	799.00	675.00
26-1084 Model 4P Modem Board	149.00	127.00
26-1085 Model 4P Travel Case	24.95	21.25
26-1530 Multiplan Model 4	199.00	169.00
26-1595 Super Scripst Model 4	199.95	169.00
26-1635 Profile 4 Model 4	249.95	212.00
26-2216 CP/M Plus Model 4	149.00	127.00
26-2231 Double Duty Utility	69.95	58.00

MODEL 12 & 6000 COMPUTERS

26-4005 Model 12 80K 2 Drive Computer	\$3999.00	\$1350.00
26-6021 Model 6000 512K 2 Drive Comp	4499.00	3735.00
26-6022 Model 6000 512K 15 Meg HD	5499.00	4565.00
26-6014 Model 12 to 6000 Upgrade	1595.00	1325.00
26-6015 Model 6000 512K Memory Board	1095.00	905.00
26-6016 Model 6000 512K Memory Kit	849.00	705.00
26-6017 Card Cage for Model 12	199.00	169.00
26-6052 DT-100 Data Terminal	795.00	650.00
26-4155 15 Meg Hard Drive Primary	1995.00	1695.00
26-4171 35 Meg Hard Drive Primary	2995.00	2545.00
26-4157 Installation Kit for Primary HD	349.00	295.00

All prices and offers may be changed or withdrawn without notice. Advertised prices are cash prices. Call for shipping charges. C.O.D. accepted (\$4.00 charge per carton on C.O.D. Call for further C.O.D. information.) M.C. Visa. AX. add 3%.

RADIO SHACK PRINTERS

	LIST PRICE	OUR PRICE
26-1276 DMP-105 Dot Matrix Printer	\$ 199.00	\$ 169.00
26-1275 TRP-100 Portable Thermal Printer	299.00	230.00
26-1271 DMP-110 50/25 cps Printer	399.00	299.00
26-1255 DMP-120 Printer 120 cps Matrix	499.00	385.00
26-1268 CGP-220 Color Ink-Jet Printer	699.00	595.00
26-1257 DWP-210 14 cps Daisy Wheel	599.00	485.00
26-1277 DMP-430 24 Wire Matrix Printer	899.00	745.00
26-1270 DWP-510 43 cps Daisy Wheel	1495.00	1225.00
26-1274 DMP-2100P 24 Dot Wire Matrix	1995.00	1650.00
26-1272 LMP-2150 Line Printer	3995.00	3315.00
26-1269 PT-64 Printer Controller	249.95	210.00
26-1498 SW-302 Printer Switch	119.95	100.00

TANDY 1200

25-3000 Tandy 1200 One Disk & 10 Meg HD	\$2495.00	\$2070.00
25-3010 VM-3 Green Monitor	219.00	185.00
26-3212 CM-2 Color Monitor	549.95	468.00
25-3040 Monochrome Display Adapter	219.00	185.00
25-3043 Graphics Display Adapter	299.00	255.00
25-3044 Graphics Master	695.00	590.00
25-3061 Captain Multifunction Board	795.00	675.00
25-3130 MSDOS/BASIC	89.95	76.50
25-3170 Wordstar Professional	395.00	335.00
25-3160 Framework	695.00	590.00
25-3161 PFS File	140.00	119.00
25-3190 dBase III	695.00	590.00

TANDY 1000

25-1000 Model 1000 128K 1 Disk Drive	\$1199.00	\$ 995.00
25-1003 Modem Option 1000/1200	179.95	153.00
25-1004 Memory Exp 128K 1000/1200	299.95	235.00
25-1005 Disk Drive Expansion 1000	299.95	225.00
25-1006 RS-232C Interface 1000/1200	99.95	85.00
25-1007 Hard Disk Control Board	329.95	280.00
25-1009 2nd Memory Board	249.95	215.00
25-1501 MS-DOS Reference T-1000	34.95	29.00
25-1502 BASIC Reference T-1000	34.95	29.00
25-1155 Scripst 1000	299.95	255.00
25-1145 Lotus 123 1000	495.00	420.00
25-1151 DR Graph 1000	195.00	161.00

EPSON/COMREX PRINTERS

20001015 Homewriter 10	\$ 288.00	\$ 230.00
20001025 LX-80 Dot Matrix Printer	369.00	285.00
20001030 FX-80 Dot Matrix Printer	599.00	410.00
20001040 JX-80 Color Dot Matrix Printer	799.00	610.00
20001050 HI-80 4 Pin Plotter	599.00	450.00
20002010 RX-100 Dot Matrix Printer	499.00	405.00
20002020 FX-80 Dot Matrix Printer	889.00	625.00
20003010 LQ-1500 18 Pin Head with Intf	1495.00	1185.00
20003510 CR-IIIE Comrex Com Riter	499.00	400.00
20001510 FX-80 Tractor Feed	39.95	34.00
20004080 NLQ Parallel Intf	209.95	175.00
20001515 LX-80 Tractor Feed	49.00	40.00

There will be a re-stocking charge for returned merchandise. Call first for a RMA number. Product is subject to availability. All merchandise shipped F.O.B. Perry MI.

124 S. MAIN ST, PERRY, MICH. 48872

80 Micro, July 1985 • 25

READER EXCHANGE

manual has a simple Basic terminal program; Radio Shack says this will run under LDOS if I don't apply any filters or drivers. I disagree. Not only could I not make it work, but Logical Systems says it would be difficult to do. Can anyone help?

Gregory Cannon
876 Broadway
New York, NY 10003

Error Trap

We published Program Listing 12 in "A La CRT" (March 1985, p. 58), but you might have had trouble finding it, since it's hidden inside Program Listing 11. Listing 11 ends with the line 19999 END. Listing 12 starts at line 20100.

—Eds.

The routine published under the heading "Student Special" in the May Reader Exchange (p. 27) contained a typographical error. Line 1030 should read:

1030 X2=(XAND-256)/256 'HIGH BYTE)

—Eds.

The April 1985 Debug section (p. 27) contained corrections to my program.

Finder ("Basic Changes," November 1984, p. 56). The correction is incorrect. An Exclamation point is missing from the seventh line of the Figure. The line should read:

DEFM 'HII' ;DUMMY MODULE NAME

Raymond C. Boggs
4735 Fetgley Rd. SW
Port Orchard, WA 98366

Central Coast Computer Club
2840 Halcyon Road
Arroyo Grande, CA 93420
Contact: Wes Porter

Tiger Clube
P.O. Box 23095
Rio de Janeiro RJ Brasil
CEP 20922
Contact: S. Machado

User's Groups

Three Rivers TRS-80 Users Group
4923 Blum Drive
Fort Wayne, IN 46815
Contact: Michael Milligan

Compu-80
Kasteelstraat 28
B-1800 Vilvoorde
Belgium
Contact: Bert C. Guffens

Program Listing 3. Modified fast scroll routine for the Tandy 2000.

```
65000 '
65010 ' Fast list subroutine by E. R. Sargent
65020 ' Modified from Text.BAS copyright 1984 Scott R.
Trent
65030 '
65040 LOCATE,,1
65050 SCROLL=&HFFF0
65060 POKE SCROLL,&HB0:POKE SCROLL+1,&H2 :REM mov al,2
65070 POKE SCROLL+2,&HB4:POKE SCROLL+3,&H0 :REM mov ah,0
65080 POKE SCROLL+4,&HCD:POKE SCROLL+5,&H10 :REM int 10h
65090 POKE SCROLL+6,&HCA:POKE SCROLL+7,&H0:POKE
SCROLL+8,&H0: 'ret 0
65100 CALL SCROLL
65110 COLOR 2
65120 END
```

End

Circle 324 on Reader Service card.

EASY TO USE **INTEGRATED** SOFTWARE FROM PEL-TEK ■ ALL THREE MODULES, ONLY \$99.00

Word Processing from Pel-Tek

**word
machine 3.0**

FOR TRS-80 48K Mod I/III/4*

Proofreading From Pel-Tek

**spell check/
correct system**

Integrates with the Word Machine 3.0
FOR TRS-80 48K Mod I/III/4*

Communications from Saturday Software

dblcom

Integrates with the Word Machine 3.0
FOR TRS-80 48K Mod III/4*

Easiest to use Word Processor anywhere

- On screen formatting — what you type is what prints on the printer ■ Works with all printers ■ Graphics mode for TRS-80 block graphics (printer support needed)
- Embedded forms control — to skip lines, eject paper, terminate printing
- Embedded file retrieval during printout (called from text) allows chaining a document to any virtual length ■ Pause feature — enter data into text line fields during printout, great for forms or form letters, especially when used with Multiple Copy feature ■ Insert/delete characters, lines, files, anywhere in your text ■ Text centering ■ Embed ASCII codes in your text to control your printer ■ Headers, Footers, page numbering ■ "Warm start" from DOS READY ■ Line oriented ■ Full screen text editing ■ Supports unmodified Model I for lower case ■ Integrates with Spell Check/Correct and DBLCOM communications packages ■ **FREE** ... INDOOR SOCCER and JUMPY arcade games included!

Superb 30,000 Literal Word List

- Includes prefixes, suffixes, many proper names and geographic locations
- Integrates with the Word Machine 3.0 without duplicating files ■ Can check ASCII files created by any Word Processor
- Streamlined menu driven operation makes it easier to use than any other Spelling Checker ■ Allows expansion of a secondary User Dictionary with words from your text
- Or create/edit your own User Dictionary using any Word Processor ■ Expand the main dictionary to up to 60,000 words automatically with words from the User Dictionary (Model III) ■ Works with a single disk configuration ■ Does spelling checking AND spelling corrections — no extra charge for the corrections feature
- Less than 1/2 the price of any competing TRS-80 product, and performs better based on independent testing ■ Integrates with the Word Machine 3.0 with uninterrupted operation

Unique Split Screen for Sending/Receiving

- Split screen feature avoids text "collisions" in Conference or "C.B." modes
- Prepare transmission text lines on bottom screen while normal transmissions are received on upper screen ■ Large capture buffer for incoming/outgoing text
- Printer spooling of buffer to save connect time ■ Dump buffer to printer, disk or communications line ■ Send all 26 ASCII control codes ■ Status line shows printer, buffer, and UART status ■ Supports 110, 300, 1200 Baud ■ Selectable UARTS
- Auto Dialing ■ Optional line feed after carriage return ■ Optional local echo for half-duplex ■ Access to D.O.S. from within the program ■ Integrates with the Word Machine 3.0 to create or edit buffer text using Word Processing facilities

VISA • MASTERCARD • CHECK
Money Orders Accepted
Add \$2.00 Postage and Handling
Add \$3.00 for C.O.D.

* Software operates on
Mod 4 in Mod III mode
* Spell check will not
work with Super
Scriptset

PEL-TEK

P.O. Box 1026
Southampton, PA 19866
Order Line: 1-800-523-2445, Ext. 19
In PA: 1-800-346-7511, Ext. 19

PRICES	STAND ALONE	WITH WORD MACHINE 3.0 INCLUDED
Word Machine 3.0	\$35.00	
Spell Check System	50.00	\$65.00
DBLCOM System	50.00	65.00
Spell Check & DBLCOM		99.00

TRS 80 Computers

All Tandy Computer Products Available
Manufacturer's Warranty

Model 1000

Model 1200 HD

Model 2000

Model 4

Model 100/200

26-5111 Monitor

New Tandy Printers Available

Lowest Prices Available Anywhere

Visa — MasterCard — American Express
Cashier's Check — Money Order

Business Telephone Systems — Discount Prices —
Install your own. Completely modular.
Call for Prices

Computer Specialist available for assistance.

**TALLEY
COMMUNICATIONS CO.**

P.O. Box 193 • 121 N. State St.

Decatur, Texas 76234 • 817-627-5585 • 817-627-1017

Call for other computer, telephone and accessory prices!

Fast Delivery

References Available

Circle 49 on Reader Service card.

DISKETTE CLEARANCE

Here's your chance to save BIG BUCKS on first-quality disks made by America's top manufacturers for their private label customers. Field Magnetics has warehoused thousands of these FACTORY-SEALED disks and can pass tremendous savings on to you.

ALL DISKS ARE SURFACE-TESTED, CERTIFIED ERROR-FREE, AND EXCEED ANSI STANDARDS. IF YOU ARE NOT COMPLETELY SATISFIED WITH THESE DISKS, YOU MAY RETURN THEM TO FIELD MAGNETICS, INC. WITHIN 30 DAYS FOR A FULL REFUND. OUR OWN LIFETIME WARRANTY APPLIES TO ALL DISKS. (Copy of warranty available upon request.)

5 1/4" In boxes of
10 disks

SSSD, compares to \$26.00
now **\$8.50**

SSDD, compares to \$29.00
now **\$9.50**

DSDD, compares to \$40.00
now **\$11.00**

8" for TRS 80*
In boxes of
10 disks

SSSD, compares to \$33.00
now **\$12.50**

SSDD, compares to \$39.50
now **\$15.00**

DSDD, compares to \$45.00
now **\$20.00**

*Soft-sectored. Full range of hard-sectored disks available; please write or call

First come, first served, so order today. This offer is good only as long as our supply lasts!

We ship UPS. Add \$2.00 for first box, \$1.00 each additional. If ordering by phone, please have credit card # and expiration date ready. We accept Visa, MasterCard, American Express, money orders, and checks.

5865 SW 21st St., W. Hollywood, FL 33023. Call (305) 962-0707.

**FIELD
MAGNETICS
INC.**

Circle 107 on Reader Service card.

MISOSYS

PRO-fessional Software for Model 4

NEW for 1985!

PRO-ADE: A facility to provide a two-tiered directory structure. Ideal for the hard disk user or other large drive user. \$24.95



PRO-CREATE: A Macro assembler. Supports nested macros, includes, & conditionals. Full screen text editor. X-reference. \$74.95+\$4

PRO-DD&T: Add a disassembler to your DEBUG display. Almost makes debugging a pleasure. Includes a dynamic trace facility. \$24.95



PRO-DESCRIBE: Know the contents of your files! Extends your directory with a 63 character file descriptor for each file. \$24.95

PRO-ESP: 16 modules make your 4 easier to use. Altldisk, Altld, Altres, Ded, Doedit, Fkey, Iomon, RD40, Unremove, and more. \$24.95



PRO-HartFORTH: A complete 1979 STANDARD FORTH with extensions. Runs under the DOS. Accesses DOS files. Floating point. \$74.95+\$4

PRO-LC: Integer C-compiler with float via functions. Extensive library support. I/O redirection, argc, argv, graphics. \$124.95+\$5



PRO-NTO: WINDOWS for your 128K Mod 4! Comes with CardFile, Term, Dialer, Calendar, Address, Calc, RPNCalc, Bringup. More! \$49.95+\$3

PRO-X-FTS: Make your file modem or direct CPU-CPU transfers work error-free. Has X-modem protocol. Operates from COMM, JCL. \$24.95



PRO-ZSHELL: Add command line I/O redirection, piping, and multiple commands to your DOS. UNIX-like features on your Model 4! \$24.95

The PROGRAMMER'S GUIDE TO TRSDOS VERSION 6, by Roy Soltoff is the definitive answer to interfacing the DOS. Six chapters and Appendix with three complete filters in ASM source. \$14.95+\$2

U.S. Shipping: Software is \$2 each unless noted. COD add \$1.50, VA add 4%. Visa/MC. Most products available in Model I/III mode. Call for catalog.

MISOSYS, INC

P. O. Box 239
Sterling, VA 22170-0239
703-450-4181

TRSDOS is a trademark of Tandy Corp.

Circle 107 on Reader Service card.

ANYONE CAN USE OUR SOFTWARE!



MAIL PAC II and CHECKING PLUS represent a new generation of computer software. Our software doesn't even need a manual! Anyone can quickly learn to use either package by following simple, explicit on-screen instructions. But, for those of you who insist -- we've included a complete user's manual as well.



MAIL PAC II FEATURES:

High Capacity --

Stores from one to one million names in Zip Code, Numerical or Alphabetical order. The only limitation is your disk storage space.

Flexibility --

Prints your mailing list on 1, 2, 3, or 4-across labels (with up to 5 user-defined lines on each label) or as a compact, user-designed directory. The record length is completely user-defined, and each field within each of your records is completely variable (allowing storage of any number of characters for any particular address entry). Devote fields to telephone numbers, codes, or even special messages related to each particular name on file.

Powerful --

A built-in word processor allows you to create personalized form letters for each address on your list (or just a particular group of addresses).

Ease of Use --

Create new mailing lists, review existing lists, handle changes of address, delete cancelled names, sort lists, and purge duplicate names from your files. Complete on-screen instructions tell you in plain english exactly how to accomplish all of these tasks.

MAIL PAC II \$99.95

CHECKING PLUS FEATURES:

Complete Check Register --

Checking Plus stores your entire check register in a disk file, and then uses the data to balance your account, track your expenses, and help you make budget projections. Review the entire checkbook, enter checks, deposits, fees and adjustments, mark outstanding checks when paid, and get an instant cash balance at any time. All data can be viewed onscreen or printed out in report form.

Tax Preparation --

Storage of monthly and yearly totals and other important information aids in income tax preparation, for your personal use or for your accountant.

Handles the Details --

Store names and addresses for frequently written checks, then print checks to fit standard window envelopes, eliminating the need for extra typing. You can even store any comment, explanation or other message (up to 255 characters) related to a particular check.

Automatic Monthly Bill Payments --

Enter amounts and names of payees for all of your fixed-cost monthly payments, and then sit back while the system automatically prints checks.

CHECKING PLUS \$99.95

Both Programs Require 48K And At Least One Disk Drive (2 Drives For Higher Storage Capacities). And All Hard Disk Systems Are Supported.

FREE--TRS-80 Mod III & 4 programs supplied on DosPlus (minimum system). Complete DosPlus also available.

FOR YOUR TRS-80™ • APPLE™ • IBM PC™ • NEC™ • OSBORNE™ • XEROX™ • KAYPRO™ • TELEVIDEO™ • ZENITH™ • SANYO™
DEC™ • TI PROFESSIONAL COMPUTER™ • SUPERBRAIN JR.™ • EPSON™ • Any CP/M™ Computer
CP/M-based Computers must be equipped with Microsoft BASIC (MBASIC or BASIC-80)

TRS-80 trademark Tandy Corp. - APPLE trademark Apple Corp. - IBM PC trademark IBM Corp. - ATARI trademark Atari, Inc. - OSBORNE trademark Osborne Corp. - XEROX trademark Xerox Corp.
KAYPRO trademark Non-Linear Systems, Inc. - TELEVIDEO trademark TeleVideo Systems, Inc. - SANYO trademark Sanyo Corp. - NEC trademark NEC Corp. - DEC trademark Digital Equipment Corp.
ZENITH trademark Zenith Corp. - TI PROFESSIONAL COMPUTER trademark Texas Instruments, Inc. - SUPERBRAIN trademark Intertec Corp. - CP/M trademark Digital Research - EPSON trademark Epson Corp.

OUR SOFTWARE CATALOG

H & E Computronics, Inc., has mailed more than 1 million software catalogs since 1978. Send \$2 for our new 64-page catalog today! (We also send you our catalog FREE with every order). **DEALER INQUIRIES WELCOME**

30-DAY MONEY BACK GUARANTEE

*** ALL PRICES & SPECIFICATIONS SUBJECT TO CHANGE ***
DELIVERY SUBJECT TO AVAILABILITY

COMPUTRONICS

50 N. PASCACK RD., SPRING VALLEY, N.Y. 10977

**24 HOUR
ORDER
LINE**
(914) 425-1535

ADD \$3.00 FOR SHIPPING IN UPS AREAS
ADD \$4.00 FOR C.O.D. OR NON-UPS AREAS
ADD \$5.00 TO CANADA & MEXICO
ADD PROPER POSTAGE OUTSIDE OF U.S.
CANADA & MEXICO

**NEW TOLL-FREE
ORDER LINE**
(OUTSIDE OF N.Y. STATE)
(800) 431-2818



This Year's Model: Tandy Intros the Model 200

by Terry Kepner

★★★★★

The Tandy Model 200 comes with 24K of RAM, a 40-column by 16-line display, and built-in software for a spreadsheet (Microsoft's Multiplan), calculator, Basic, word processing, telecommunications, scheduling, and address filing. Tandy/Radio Shack, One Tandy Center, Fort Worth, TX 76102. \$999. \$249.95 for each additional 24K RAM module.

Easy to use: ★★★★★
Good docs: ★★★★★
Bug free: ★★★★★
Does the job: ★★★★★

Tandy's introduction of the Model 200 reminds me of when the Model III replaced the Model I: The Model 200 isn't so much a technological innovation as it is an upgrade of its predecessor, offering the same basic features with some real hardware and software improvements and a much better design.

The Hardware Differences

The Model 200 is almost exactly the same size as the Model 100 (8 1/4 inches deep by 11 5/8 inches wide by 2 1/8 inches high) except that it's slightly thicker. It weighs about the same, too (3 lbs., 13.5 ounces).

The Model 200's most obvious improvement over the 100 is in its liquid-crystal display: It shows a full 16 lines (the Model 100 has an eight-line display) integrated into a flip-up lid that makes viewing easier. When closed, the lid protects both the keyboard and the screen.

The display is still only 40 characters wide, (the same large size as on the Model 100) but this means that all Basic and many machine-language programs can use the same display parameters.

You can adjust the plastic lid to either of two angles with positive lock action, in addition to the same display angle adjustment that the Model 100 uses. The



Photo 1. The Model 200.

combination provides a wide range of viewing angles and also prevents the lid-slamming syndrome.

Because the display no longer takes up space on the computer's main panel, Tandy rearranged the arrow keys into a diamond-shaped cluster and moved the on/off switch to the top left-hand corner of the keyboard. The F1-F8 buttons now sit centered above the keyboard and the four dedicated function keys (Break/Pause, Paste, Label, and Print) are on the far left, just below the power switch.

The repositioned on/off switch can cause a slight problem. As with the Model 100, you can use Basic's Power CONT command to disable the 200's automatic power shutdown. This normally turns off the computer if you don't strike a key within a set period of time (anywhere from six seconds to 25 minutes). If you disable the automatic power-off and close the display with the computer on, it remains on until your batteries wear out. Since you can't see the display with the unit closed, you don't know whether it's on or off.

Tandy has also removed the TELCOM modem switch from the outside of the unit—you now select the modem's orig-

inate/answer mode with your communications software.

Tandy repositioned the connectors for internal and external peripherals. The input/output bus port went from inside the case to the back of the Model 200 as a 40-pin connector (see Photo 3). Also, the two new RAM expansion sockets are conveniently located under a small plastic cover on the underside of the unit, accessible to add or remove RAM memory modules without opening the case. The same compartment contains the socket for adding external ROM.

Tandy also redesigned the battery compartment. It still takes four AA batteries, but they're arranged as two rows of two batteries each instead of four batteries side by side (see Photo 2). And you can now use rechargeable NiCad batteries (the Model 100 wouldn't accept some brands of NiCads because they didn't reach the connectors).

If you want to use NiCads in your 200, Radio Shack can modify it to use them exclusively. They'll set an internal switch that makes the AC power input recharge the NiCads. You can use NiCads until they need recharging and then plug the computer into its AC power supply and continue using it while recharging the batteries.

You have to make two trade-offs with NiCads: NiCads last only about 5 hours before you have to recharge them (which takes 15 hours), while alkaline batteries will last about 25 hours. And if you modify your unit for NiCads, you won't be able to keep regular batteries in the compartment when you plug the unit into an AC power supply.

The recharging could make them explode or split their sides and leak acid. You can still use regular batteries, but not in conjunction with the AC power supply. All the other ports (cassette, modem, RS-232C, bar code, and external

power) are the same as on the Model 100.

Memory

You can add two 24K memory modules to the Model 200. This is perhaps the most important difference between the two computers. The Model 100 had a maximum of 32K of RAM; the Model 200 has a maximum of 72K, organized as three 24K banks (the first is built-in).

The Model 200's (and 100's) central processing unit (CPU), the 80C85, can address a maximum of only 64K of RAM. Memory banking lets you substitute one 24K section of RAM for another, letting you transfer data from one bank to another using the internal registers of the CPU as temporary storage areas.

Unfortunately, you don't get to use the full 24K of each RAM bank, since the 200's ROM uses 5K as system RAM (for the LCD display, Basic variable pointers, keyboard buffer storage, menu map, and so on).

Any Model 100 programs that use ROM code routines won't work on the Model 200. Many machine-language programs for the Model 100 won't work for that reason.

You can expand the Model 200 ROM memory beyond 72K with a 32K ROM in the expansion ROM socket for a total of 104K. The expansion socket, like the ROM socket on the Model 100, does not accept standard 28-pin CMOS EPROMs (erasable programmable ROMs).

The Menu

The Model 200's function keys offer three new options from the main menu: Bank, Copy, and Kill. Bank swaps the different memory banks into position. Copy duplicates a file from one bank to one of the other two. And Kill removes a file from RAM, with a verification prompt so you don't delete a file accidentally. You select which file to copy or kill by positioning the cursor over the file name, just as if you were selecting a file for Text, Basic, or MSPLAN. Also, when you put the cursor over a RAM file name, the bottom of the screen tells you the size of the file in bytes.

Built-In Software

In addition to the five built-in software packages that come with the Model 100 (Basic,



Photo 2. The Model 200's battery slot (left) takes two rows of batteries, and the 24K memory expansion modules are easy to put in place.

The Star Ratings

80 Micro's star ratings reflect our reviewer's impression of a product.

In most cases, the overall rating is an average of the ratings in each of the four specific categories. However, some overall ratings may be higher or lower than this average, depending on the reviewer's subjective opinion.

The stars mean:

- ★★★★★ Superior;
- ★★★★ Excellent;
- ★★★ Good;
- ★★ Fair;
- ★ Poor.

The ratings terms translate as follows:

Easy to use: How easy is it for the new user to use the hardware/software/book?

Good docs: Is the documentation clear and helpful in explaining the product's use and anticipating user problems?

Bug free: Did the reviewer encounter any bugs while using the product?

Does the job: How well does the product do what it was designed for?



Photo 3. Relocation of the expansion bus to the rear of the computer makes connecting peripherals easier.

Text, Telecommunications, Schedule, and Address), the 200 provides two new programs, Multiplan and Calculator.

Multiplan

Multiplan is Microsoft's spreadsheet with many of the program's abilities packed into the 200's 32K ROM. Its biggest limitation is its restrictive 99 rows and 63 columns. I can think of several applications where you'd need more columns (such as a yearly sales projection analysis with 104 columns, two per week).

Moving the cursor around in Multiplan is similar to doing so in Text; you use the arrow keys by themselves or in combination with the shift and control keys. You assign

spreadsheet control functions (such as cell width, cell format, cell names, etc.) to function keys F1-F8. Selecting a function key leads to a new subset of functions, also selected with the function keys. You use control-C to exit from the function-selection mode.

You can exchange Model 200 Multiplan files with those you create on desktop computers through the RS-232 port or a modem. This is convenient.

Calculator

Calculator is a simple four-function math calculator you can call up regardless of the program you're currently executing (even when you're on-line with TELCOM or working with Multiplan).

You invoke Calculator by pressing the NUM and GRPH keys. The word "Calculator" replaces the top line of the display on the right. Any number you type in appears on the left-hand side of that line. Pressing the plus, minus, divide, or multiply keys will put that symbol beside the word "Calculator" in front of the number you're currently working with.

The arithmetic symbol defines Calculator's next operation: a plus adds the next number you type in, and a minus subtracts it. To return to your previous program, press the GRPH key.

Invoking the calculator in TELCOM mode could cause problems. While TELCOM won't disconnect, the LCD won't acknowledge or display any incoming data.

Basic

The Model 200's Basic is identical to the Model 100's, except for two additional com-

mands: POWER "hh:mm:ss", "mm/dd/yy", (file name), and VARPTR (file buffer). The Power command is a special alarm function; on the specified date and time, the 200 sounds an alarm and executes the indicated Basic program. You'll find this time-controlled, automatic operation useful for late-night automatic bulletin board system and electronic mail transmissions.

You can also use the alarm feature with the Note.DO file (in SCHEDL) to set up to 255 alarms, each displaying a one-line prompt when the alarm sounds.

The other new command, VARPTR (file buffer), gives you the starting memory address of the file buffer you specify for direct access to input data.

Basic programs that run on the Model 100 will run on the Model 200, except those that use ROM data. However, Model 100 programs can't use the 200's full 16-line display unless you modify them.

Text

While the 200's Text commands are the same as the Model 100's, the 200 offers a new List function and greater printing capabilities.

You can select a document's line length, left margin, page size, lines per page, and top margins. You can also control pagination for single-sheet paper or tractor-feed paper. Text may not be as fancy as Scripsit, but then again it requires no RAM.

One major improvement is the scroll feature on the larger screen. The Model 100 scroll was so slow it was painful; the 200's scroll is so fast you can't even read the file as it goes by.

The F4 key invokes the List function. List displays "records" that match a given character string. (List considers a record any text terminated with a carriage return: a word, a line, or a paragraph.) If you want to see each occurrence of a string, press F4 and type in the string. The 200 displays each occurrence of the string in a record. Press F3 for the next occurrence of the string, F4 to quit, or F8 to go back to the main menu.

Text still presents one major problem for people using non-Tandy printers: it doesn't send a line feed character with every carriage return. Tandy refuses to support their printer competitors. But someone will probably come up with a patch for this.

Telecommunications

TELCOM has some major improvements over its Model 100 brother. It still works through both the RS-232 port or a modem, in both direct and acoustic modes, but it offers four additional commands: You can select automatic line feed insertion with a carriage return,

originate or answer mode, tone or pulse dialing, and filtered ASCII character codes below 32 (except carriage return, line feed, tab, and XON/XOFF characters). TELCOM also has the ability to send a true break to host computers.

Schedule and Address

These two programs are essentially the same as their Model 100 counterparts, except that you can now edit files from within them. If you want to change something in a Note or Address file, you don't have to exit the program and go into Text. Just press the F4 button and you're there. When finished, press F8 to return to the menu, or press F4 to return to your called program (Schedule or Address).

Schedule, Address, and List are actually the same program with three names. The difference is that Schedule and Address can only use the files Note.DO and ADRS.DO, while you can use List with any text file.

Documentation

While the documentation for the Model 200 is better designed than that for the 100, overall it's harder to use and understand. Usually, Radio Shack improves their documentation when they upgrade a computer, but not this time.

The documentation comprises five small booklets: the Basic reference guide, the Multiplan manual, the TELCOM manual, a quick-reference chart, and an owner's manual. Each manual comes in a 5½-by-8¼-inch spiral-bound booklet. The two references are smaller, measuring 6 by 4 inches.

The only good part of the documentation is the Basic reference, which is better organized and provides more detail on Basic operations than the Model 100 manual's section on Basic. While the manual lists commands for input/output with the rest of the Basic commands, it provides a table of device statements and functions organized according to the device used. For example, all the commands relating to input and output of RAM files appear under the RAM heading. Of course, some commands show up under more than one heading, but this one table has all the information on which commands go where. This is much easier to use than the Model 100 quick-reference booklet.

Unfortunately, the rest of the manuals and the other reference guide leave much to be desired. The Multiplan manual is poorly organized, although it does teach a novice how to use a spreadsheet. Its worst problem is that it doesn't have a command tree chart showing the relationship between the various function-key commands and their subsets.

Also, the instructions for entering data into Multiplan are given in the owner's manual, while explanations, examples, and tutorials are in the Multiplan book. You can't just use the Multiplan booklet to get started. You must first read the pertinent section of the owner's manual, then switch to the Multiplan booklet.

I found the TELCOM manual especially difficult to use. You would expect to find details on how to set the RS-232 and modem parameters at the beginning. Instead, the first five chapters deal with subscribing and connecting to various public computer services. Before I log-on, I want to make sure the modem parameters are properly set.

The quick-reference guide is actually a reference guide to Multiplan commands and functions, with summaries of the other Model 200 application programs added for good measure. While the booklet comprises only 22 pages, 14 cover Multiplan commands.

The owner's manual gives you the information that doesn't fit into the other booklets: the I/O port information, physical data, how to get started in the different modes and with various peripherals. For beginners it presents just enough information to get you started and not a bit more.

The documentation's saving grace is the size of the manuals. They all fit in the pockets of Radio Shack's Model 100/200 Carry Bag. The only problem with the Carry Bag is that its security strap barely fits over the Model 200. If you don't have the Carry Bag, get it. You'll find it worth the money.

Summary

Like the Model 100, the Model 200 is perfect for the beginner. You don't have to spend hours learning how to use it before beginning any serious work. It's also perfect for field work, since you don't have to have an ac power supply or batteries the size of a small suitcase. The memory may not be as large as a desktop computer, but field notes or rough drafts don't require a lot of room. And the extra memory banks are a big help.

Which is the better buy, the Model 100 or the 200? The Model 100 is inexpensive, and the current availability of 64K RAM memory upgrades and spreadsheets in expansion ROMs give it a lot of capability. The only real advantage with the Model 200 is in its extensive built-in software and the larger screen. If you require a true break capability in TELCOM, an extended alarm feature, or the larger 16-line display, then the Model 200 may just be the machine for you. If the extra features aren't that important, you might do better to upgrade a Model 100. The price will be about the same. ■

Picture this on a \$2,500 CAD program.

When Ultracam Incorporated set out to design the Ultracam™ K35, they knew that their design tool needed to be as professional as the camera they were designing. That's why they chose AutoCAD™, the most widely used computer-aided design and drafting tool in the world today.

Mainframe CAD Capability at 5% of the Price

If you have an IBM PC, PC/XT, PC/AT, NEC, DEC, TI, Tandy, Wang, or one of over 30 desktop computers AutoCAD supports, you already own the most expensive part of a CAD system. Add AutoCAD for only \$2500 more, and you can have the power of CAD on your desktop at a price you can afford. With a pointing device and a plotter (the choice is yours, we support over 50 popular peripherals,) you can assemble a complete CAD workstation for less than \$10,000.

Once you've installed AutoCAD on your computer, you'll have a tool at your fingertips which removes the drudgery from designing.

Quick to Learn, Easy to Use

The beauty of AutoCAD is that you need no prior knowledge of computers. Even if you've never seen a CAD system, you'll pick it up in a matter of days, and feel comfortable within a week.

Simple pop-up menus point you in the right direction. You can also easily create your




own menus. On-line HELP keeps you on track.

Sailboats, Landscapes, and Custom Homes

Since AutoCAD is general-purpose and user-customizable, it doesn't matter what type of drafting your work requires.

Ultracam K35 is a trademark of Ultracam Incorporated. AutoCAD, CAD/camera and AE/CADD are trademarks of Autodesk Inc.

Camera designs provided courtesy of Ultracam Incorporated.



Tens of thousands of AutoCAD users are creating drawings and developing designs in every discipline with ease and accuracy never experienced before.

The Heart of Your CAE System

Drawings are only part of the story. Pre-defined standard symbols, translators to allow AutoCAD to exchange drawings with mainframe CAD systems, data base analysis programs for bill of material lists, job costing and drawing distribution by telephone are only some of the capabilities available with AutoCAD. These capabilities make AutoCAD the central component in your desktop computer-aided engineering (CAE) system.

Whether you're in a two-person shop or a two-billion dollar company, you'll find that AutoCAD pays for itself in just a few months.

In the future, AutoCAD will run on newer, more powerful computers as they become available—so that you can be sure your investment in creating drawings and training staff won't be wasted.

Powerful New Capabilities

Call or write us today for the name of the dealer nearest you and a demonstration of the latest in AutoCAD capabilities, including polylines, curves, and 3D visualization with hidden line removal. Also ask about other cost-effective Autodesk products: AE/CADD™ and CAD/camera™.

AutoCAD, world leader in design and drafting software, will save you time and money.



AUTOCAD™

AUTODESK, INC.

2320 MARINSHIP WAY
SAUSALITO, CA 94965

(415) 331-0356

or (800) 443-0100 EXT. 406

TELEX 275946 ACAD UD

Circle 275 on Reader Service card.

COUNTERPOINT

How does the Model 200 stack up? Here are my impressions after a month of using one.

Text is still a simple cut-and-paste editor, but it's an improvement over Model 100 Text because you can set right margins and skip paper perforations when you print out. The 200's 16-line by 40-character screen is certainly easier on the eyes, though it's still smaller than a conventional display. Any major writing project will require a formatting program, such as WRITE+, for double-spacing, indenting, and so on.

The built-in TELCOM program, which more than adequately gets me onto MCI Mail and CompuServe, is now smart enough to disconnect when it loses the carrier. I can also exit TELCOM, kill a file or two, and reenter the program, all without having to log out from the remote computer.

Journalists who liked the Model 100 will love the 200. It's a natural for managers who need an occasional spreadsheet but who can't afford room for a desktop. And a student armed with a cassette recorder, WRITE+, and a small printer can bang out term papers more easily than with an Apple or IBM, since the 200 can go to the library.

Most of us wish that Tandy's new computer were IBM compatible with a bigger screen, a sort of half-price Data General One. But batteries to power several hundred kilobytes (at 16 bits each) weigh a lot. And have you ever tried to read one of those large-screen LCDs? I'll stick with the Model 200's 16-line by 40-column display, thank you.

—Carl Oppedahl

I was at first disappointed by the Model 200. The rumors of an 80-column LCD made the announced 40-column by 16-line screen an anticlimax. But now that I've tried it, my impression has changed.

My biggest problem with the Model 100 screen was its lack of continuity when reading text files. The 200's bigger screen does a good job of correcting this by displaying enough text to adequately review documents.

Other welcome features are the changed layout of the function and arrow keys, an on/off button above the keyboard, fully accessible RAM sockets, and the external bus relocated from the bottom of the computer to the back.

The Model 200 display time and scroll speed is almost three times as fast as the 100's because of the 200's much-improved video driver. But Text's select and paste functions are much slower.

Tandy added three additional parameters to the TELECOM STAT command: You can elect to ignore control codes 0-31, you can force line feeds with carriage returns for incoming data, and you can set the modem in originate or answer mode.

Radio Shack will modify the hardware of the 200 to use rechargeable batteries, which decreases the voltage level required to match the lower voltage output of NiCads. I've used NiCads with my Model 100 for over a year now without any kind of a modification. I tried a set of freshly charged NiCads in the 200. While they appear to work, I don't know how long a charge will last.

—Thomas L. Quindry

Since the Model 100 was introduced in the spring of 1983, portable computer users have been waiting for Tandy's upgrade to their popular laptop. After almost 2 years of anticipation, I'm disappointed with the Tandy 200.

True, Tandy heeded the comments of Model 100 users. They added more memory and a larger screen, replaced the line of cursor keys with the cursor diamond, and fixed some of Text's deficiencies. But it still falls short of what I expected. The keyboard has a loose, clacky feel to it that makes it seem cheap. Even the rearranged function keys are more bother than an improvement.

My impressions of the Tandy 200 aren't all bad, though. Multiplan in ROM is a great addition to the 200's firmware. And the additional controls in TELCOM make it much more efficient.

Nonetheless, in a world that offers a wide variety of laptop computers, the Tandy 200 is not a standout in terms of advanced technology or expanded features. It is, however, a machine with a solid background. It offers standard and usable firmware at a price that beats all its competitors. It's just not very exciting when you consider the advances made in portable computers since the Model 100 came out two years ago.

—Bradford N. Dixon

PFS: File and Report Made For Each Other

by Mark Goodwin

★★★★★

PFS:File and Report runs on the Model 4/4P (64K). File requires one disk drive and Report requires two. Tandy/Radio Shack, One Tandy Center, Fort Worth, TX 76102. File is \$124.95. Report is \$99.95.

Easy to use: ★★★★★

Good docs: ★★★★★

Bug free: ★★★★★

Does the job: ★★★★★

While Tandy markets PFS:File and Report as two separate packages, taken together they make for an impressive data base management system. File and Report support numerous advanced features, including full-screen data entry and editing, hard disk drive data storage, reformatting data base files, and printing complex reports, among others.

Running either File or Report is simple. Both automatically load many of TRS-DOS's system overlays into high memory, so neither requires an ancillary system disk. This greatly increases the amount of disk storage available for the data base files, and increases the system's execution speed during disk input/output.

PFS:File

You set up and maintain your data base with File. It presents you with a menu of seven options to design, add, copy, search/update, print, and remove records, and to exit the system.

Your first step is to design a file. As with other data base management programs, File breaks up every data base into individual records. It further splits these records into fields.

Unlike other programs, however, File doesn't require that you specify field length or type. Instead, you design a form for each record just by inserting the fields' headings at whatever position on the screen suits you. That's the advantage of a full-screen editor—you can permanently format a screen using the cursor to set up fields. And since File supports records of up to 32 pages, record length is virtually unlimited.

Once you design the record format, you enter information into the data base. Select the menu's Add option and enter the desired information. Besides entering information within the limits of the data base's form, File lets you dynamically add pages to a record's form without having to redesign it. This is analogous to stapling an extra piece of paper to a data sheet.

Once you add records, you can display

or edit them with the search/update mode. If you want to search or update only a few records (rather than the entire data base), you can select the records by partial string, wildcard string, numeric value, or relational combinations. Once you supply the search specifications, File retrieves each matching record one at a time. When File pulls a record, you can edit or delete it.

In addition to the search/update mode, File provides modes to copy, print, and remove records from the data base. Like search/update, you can perform these operations on either the entire data base or selected records. File's copy mode not only lets you copy records from the data base, but also permits copying the design of the data base's forms. This can be handy if you need to design a new form for another data base similar to one on file.

If necessary, you can completely redesign a data base's record to delete fields that you seldom use or to add new ones that might become necessary in the future. A few restrictions limit redesign options: you may need two disk drives and you can rewrite records only in four-page increments. Also, redesigning a form can be time-consuming.

File's weakest feature is its Print mode, because it allows only printouts within the limits of the data base's form design. You can specify whether or not you want the field headings printed, which fields you want printed, and whether you want the fields printed on their own lines or on the same line as another field. While you can use the print mode for listing the data base's information and for simple tasks like printing mailing labels, it's inadequate for all but the most elementary tasks. The print mode's only good feature is that it can send the output to any TRSDOS device or to a disk file.

PFS:Report

Since File's print mode is so limited, you really need Report to complement it. Report generates complex printouts from records in File's data base. It prints the reports in a horizontal format with each field assigned its own column.

The first step in printing a report is to specify the records of interest. As with many of File's modes, you can print a report for either all the records or a few selected ones. You have to specify the report's title, the output device, the number of lines per page, and the page width.

The printout format Report uses is quite simple. Each report can contain up to 16 columns. Report can do a multilevel sort on the first two columns of each report, and you can sort columns either alphabetically or numerically. If you don't want a sorted report, you can leave the first two columns blank.

While Report sorts fairly fast, you can

The manuals present many clear-cut examples.

print unsorted reports much faster. Also, you must supply other information about the report's format: alphabetic columns, numeric columns, averaged columns, subtotaled columns, totaled columns, and page breaks.

Besides printing the information in a data base, Report allows up to three derived columns per report. A derived column is one that gets its data by performing specified calculation on other columns within the report.

You create a derived column by using a numeric formula on other columns within the report. When constructing a formula, Report allows the four basic math operations: addition, subtraction, multiplication, and division. Formulas are generally evaluated on a strictly left-to-right basis without regard for one operator having precedence over the other. But Report does permit the use of parentheses to manually specify precedence.

If you want to use certain report formats over again, you can save them to disk and later recall them. Normally, Report uses a field's heading as its report column heading. However, you can specify substitute report headings. As with report formats, you can save substitute report column headings on disk for future use.

Documentation

I found the File and Report manuals easy to understand and liberally illustrated. Also, the manuals present many clear-cut examples that quickly instruct you in all phases of operation. In addition to covering the data base management system, both manuals provide various appendixes: error messages, control keys, disk storage capacity, useful TRSDOS commands, and using the programs with a hard disk system. Both manuals are rounded out with adequate tables of contents and very detailed indexes.

Conclusions

File is a superior program for someone needing a data base management program for on-line data referencing. But it needs Report to produce truly useful printouts. As a combined system, File and Report deserve to be ranked as one of the best Model 4 programs available. While these programs were originally written for other computers, the authors used all of the Model 4's advanced capabilities in writing File and Report. ■

BEEP Bolsters Basic by Hardin Brothers

★★★★

BEEP runs on the Model 4/4P (64K) under TRSDOS 6.2 and requires one disk drive. Logical Systems Inc., 8970 N. 55th St., P.O. Box 23956, Milwaukee, WI 53223. 414-355-5454. \$49.

Easy to use: ★★★★★

Good docs: ★★★★★

Bug free: ★★★★★

Does the job: ★★★★★

The version of Basic that came with the Model 4 was a shock. Many of the features that Model I/III owners had come to think of as a normal part of Basic were no longer available. Abbreviations weren't supported and it was more difficult to move and copy lines. BEEP (Basic Enhancement and Extension Package) adds these features to the Basic distributed with TRSDOS 6.2.

Installation and Use

BEEP adds 13 enhancements and extensions to Basic 01.01.00. First, you can abbreviate the most common Basic programming commands; also, you don't have to include spaces after these abbreviations.

The second set of BEEP enhancements are immediate keys which should feel familiar to Model I/III users. Any of six keys typed in as the first character of a Basic command line will take affect immediately (you don't have to press the enter key). The six immediate keys include the four arrows: the down-arrow lists the next line of a program; the up-arrow lists the previous line; the left arrow lists the first line of a program; and the right arrow lists the last line.

The other two immediate keys, the period and comma, work the same way as they do in Model III TRSDOS. The period lists the current line, and the comma starts editing the current line.

BEEP also includes two commands found in only a few Model I/III Disk Basics. M moves a Basic line from one part of a program to another; C copies a line to another location in a program.

BEEP adds one additional enhancement to Basic that is not immediately obvious. It loads and saves tokenized programs more quickly.

My only complaint is that BEEP does not go far enough. I would have liked to see other abbreviations, labeling features, and Basic and DOS utilities. But, BEEP doesn't take up any extra room on your disk. BEEP is a welcome addition for Model 4 TRSDOS owners. ■

Continued on p. 113


800-231-3680

Radio Shack TRS-80's® EPSON PRINTERS


People you Trust to give you the very best!



- Lowest Discount Prices

- Reliable Service

- Quality Products



**"World's largest Independent
authorized Tandy Dealer"**

22511 Katy Fwy., Katy (Houston) Texas 77450
(713) 392-0747 Telex 774132

Circle 216 on Reader Service card.

TRS-80+ MOD I, III, COCO, T199/4a
TIMEX 1000, OSBORNE, others

GOLD PLUG - 80

Eliminate disk reboots and data loss due to oxidized contacts at the card edge connectors. **GOLD PLUG 80** solders to the board edge connector. Use your existing cables. (if gold plated)

GOLD PLUG 80 Mod I (6)	\$44.95	\$54.95
Keyboard/EI (mod I)	15.95	18.95
Individual connectors	7.95	9.95
COCO Disk Module (2)	16.95	18.95
Ground tab extensions	INCL	1.00
Disk Drives (all R.S.)	7.95	9.95
Gold Disk Cable 2 Drive		29.95
Four Drive Cable		39.95
GOLD PLUG 80 Mod III (6)		54.95
Internal 2 Drive Cable		29.95
Mod III Expansion port		10.95
USA shipping \$1.45		
Foreign \$7.		

SPECIAL
PRICES

COCO MODULE
INSTALLATION
AVAILABLE

Can/Mex \$4.
TEXAS 5% TAX

Ask your favorite dealer or order direct



ORDER TODAY!

E.A.P. CO.
P.O. BOX 14

KELLER, TEXAS 76248

(817) 498-4242

+ trademark Tandy Corp



MC/VISA

New from PowerSOFT® Now Copy files From TRS-80 to PC/MS DOS or CPM and BACK with SuperCROSS/XT!

Did you just get a new Model 1000, 1200, or PC? How about CP/M? Just get that? Now with SuperCROSS/XT you can COPY your files TO or FROM 70 different DOS formats direct disk to disk! You can also FORMAT an alien disk, display the DIRectory or KILL files. Fully MENU driven with plenty of on-line HELP available! Very easy to operate in today's computer environment, especially for non-programmers.

GREAT new features make SuperCROSS/XT the transfer system of choice:

****FOREIGN-TO-FOREIGN**** file transfers for the first time!! No longer a two step operation! Setup two different DOS formats in two different drives ala SU+ for COPYing files back and forth.

***MASS FILE TRANSFERS!** Now features a new TAG feature which allows you to "mark" any number of files for COPYing or KILLing!

***CONFIGURE** for the DOS you COPY from most, for faster automatic startup time!

SKIP command for reading or writing a 40 track disk in an 80 track drive!

PowerSOFT presents the **state-of-the-art-file transfer program** for use on the TRS-80! SuperCROSS/XT is designed to allow you to move DATA and program files freely between your own TRS-80 and DOS formats of other computers. You can now do this with SuperCROSS/XT and your existing hardware, eliminating modems, wires, and terminal program transfers. SuperCROSS/XT runs as a /CMD file under your TRS-80 operating system and will allow you to COPY files back and forth between different operating systems. You may format on a foreign disk in your TRS-80 and COPY files to it that can be read by, for example a Model 1000, a KAYPRO or an IBM PC. Note that machine language programs, although transferable, will NOT run due to the difference in microprocessor chips used in the different machines.

You can copy BASIC, PASCAL, FORTRAN, C, or other high level language programs, and run them with little modification, unless they make extensive use of graphics, or have machine language calls. CNVBASIC/CMD, available separately, will make most of the syntax and spacing changes required for converting Model I/III BASIC programs for use on other systems. Data files, spreadsheet files, and text files can also be usefully moved between machines. If you use or have the same Visicalc or Multiplan on the TRS-80, you can use the same files on other machines! These spreadsheet files are directly convertible to 123 and other calc-type programs. Of course, the combinations and possibilities are endless, and the flexibility is ALL there with SuperCROSS/XT!

DOS Formats Supported MS-DOS variations include MS-DOS 1.0, 2.0/2.1 single or double-sided (IBM and most compatibles), and Tandy 2000. CP/M variations include most well known single and double-sided formats including Tandy's 3.0+, Montezuma Micro 2.2 (all versions), Holmes and 60 others including: ALTOS, CROMEMCO, DEC, EAGLE, EPSON, HP 125, CP/M 86, KAYPRO, LNW-80, LOBO MAX-80, MORROW, NEC, OSBORNE, OTRONA, SANYO, SUPERBRAIN, TELETEK, TELEVIDEO, TRS-80, LIFEBOAT/I, OMICRON/I, HOLMES/3, HURRICANE COMPACTOR/3, SHUFFLEBOARD/3, XEROX, ZENITH-HEATH, and 8" standard CP/M. *Of course double-sided drives are required for reading DS disks. Use SS for transfers, if needed.

If you use another computer besides your TRS-80 at work or home—you need SuperCROSS/XT so call or write, but order today! Only \$99.95. Check, VISA/Mastercard or COD accepted. Please add \$3 for shipping/handling (\$2 additional for COD). Foreign orders please add \$10 for AIRMAIL.

SuperCROSS/XT\$99.95
(Please specify Model I-DD/III, 4/4P, or MAX-80 version)
CNVBASIC/CMD (CONVERT BASIC for Mod I/III/4)\$29.95
Converts I/III BASIC programs for use on MS-DOS, CP/M, or Mod 4!
If ordered WITH SuperCROSS get BOTH programs
for only.....\$119.95

PowerSOFT

PowerSOFT Products
17060 Dallas Parkway, Suite 114
Dallas, TX 75248
(214)733-4475



All trademarks are the properties of the companies represented.





You need to know two things about computer bulletin boards before you pick up your phone and start dialing away:

1. Hundreds of informative and entertaining BBSes are now available.
2. You could very well die before you find them.

The problem with accessing bulletin boards is that most BBS phone lists are outdated before the ink is dry. Many of the numbers listed aren't valid, or have been changed, or are wrong. And many boards are no longer operating.

More important, most lists don't tell you about each board's focus. Calling a BBS is often like going to a movie you've never heard of—you don't know what to expect. It might appeal to your interests, but chances are it won't.

To help you out, we surveyed the thousands of boards currently operating, and came up with a list of those we found most interesting and useful.

How to Pick a Board

The type of board you'll choose to frequent depends on your needs. BBSes fall into three general categories:

- **Local boards.** These are usually for the immediate community and often include want ads, local news, and general messages. Most are for computerists with all types of machines, and serve as an exchange for general computer-related information. Their advantages are that they can put you in touch with people in your area who have similar interests, and you won't get a big long-distance phone bill every month.

- **System-specific boards.** You'll find these mostly in larger urban areas with enough users of a particular microcomputer to support a board dedicated to their interests. These can range from simple message systems (like the Wilmington-80 BBS) to boards with extensive data base files (like the TCUG board in Washington, D.C.). If you don't live near such a board, the data

base files and technical expertise of other users can justify membership and the cost of a weekly call.

- **Special-interest boards.** These are devoted to a particular interest, often not computer-related, such as amateur radio or photography. They can also be for the employees of a particular company or users of a specific product. Many computer and software manufacturers have boards.

Now for Our Choices

After a two-week orgy of calling somewhere around 500 BBSes, we chose to highlight the following systems. We could easily have called another 500, but we had to draw the line somewhere. We therefore recognize that we've most likely missed some good boards. If you have one you particularly recommend, let us know.

Our criteria for choosing a board were simple: Was it useful and did we enjoy it? You'll find a range of BBSes in this list, from one-drive systems with limited data bases to large national boards with registration fees. Some provide highly useful information and programs, others are just for fun. Most have been around for a while, have friendly and cooperative sysops, and are easy to use. (While many of the boards use homebrew software, a number run with commercially available and public-domain programs; the Table provides a list of such software.)

Finally, on p. 41, you'll find a complete list of BBS numbers from around the country. If you don't like our choices, maybe you can find something there that's more to your taste.

by Bradford N. Dixon and Eric Maloney

80 takes a look at some of the more unique bulletin boards around and gives you the penultimate BBS guide, with over 1,850 listings.

On the Boards

Software	System
AMIS	Atari.
ABBS	Apple.
Bullet-80	TRS-80 Model I/III. A first generation system.
CBBS	Many systems. See CBBS Chicago in main text.
Commnet-80	TRS-80. Another older system.
Conference Tree	General interest. Very difficult to use; we avoid them.
Connection-80	Mostly TRS-80, although we ran across some IBM PC Connection-80's.
FidoNet	IBM PC. Started out as an experiment in packet-switching; users can send messages to other FidoNet boards.
Forum-80	TRS-80 Model I/III. Another golden oldie.
Greene Machine	TRS-80. Based on the Radio Amateur Telecommunications System (RATS). Original board in Atlanta is still running (404-972-7947).
Kandy Shack	Based on Greene Machine system. Headquarters is in Riverside, CA (714-354-8004).
TBBS (The Bread Board System)	TRS-80, MS-DOS, CP/M. Second-generation system, much more powerful than Bullet-80 or Forum-80. Originally for TRS-80s, but many TBBS boards are general- or special-interest.
Towne Crier	Saturday Software's dirt-cheap TRS-80 system.
RBBS	IBM PC.

Table. Commercial and public-domain software for BBSes.

Astronomer's BBS

Titusville, FL
305-268-8576

Sysop: Not available. **Hardware:** IBM PC.
Software: RBBS.

If you're serious about astronomy, this is the BBS for you. Its affiliations include the Coalition to Achieve Non-Detrimental Lighting (CANDL), the Central Florida Astronomical Society, the Southeast Region of the Astronomical League, the Independent Space Research Group, and the International Amateur/Professional Photoelectric Photometry Association.

The board features an extensive data base of astronomy-related programs and text files, as well as data bases for astrophotography; communications; math, science, engineering, and ham radio; finance, stocks, and management; graphics; Pascal; and variable stars and novae. Computer-related material is mostly for MS-DOS machines.

Bullet-80 Headquarters

Anaheim, CA
714-530-4765

Sysop: Joe Simon. **Hardware:** Model I with three drives. **Software:** Bullet-80.

Like Forum-80 (see below), Bullet-80 is a first-generation system that now seems a bit antiquated. Many Bullet-80 boards work on Model I's and IIIs with limited storage, thus restricting the number of files available for downloading. What they lack in sheer power, though, they make up for in simplicity and ease of use. And just as important, they tend to be TRS-80 specific, which is rare in a world dominated by IBM and Apple. This is the original Bullet-80 system, up since 1978, and is run by the software's author, Joe Si-

mon. It includes a classified ads section (it features everything from CP/M cards to Mustangs to bullwhips), a message board, and a modest data base of TRS-80 programs (registration required; see Photo 1).

Bullet-80s have dwindled in number and don't provide the services of more recent systems. But if you're a I/III/4 owner and have one in your area, we recommend you check it out.

CBBS Chicago

Chicago, IL
312-545-8086

Sysops: Ward Christensen and Randy Suess. **Hardware:** North Star Horizon, hard disk, UDS 212A/D modem, Scitronics clock board. **Software:** CBBS.

Many folks call Ward Christensen the father of BBSes. This is his original board, now over seven years old. It's not for the faint-hearted; it's for the "more advanced, technical hobbyist." Suggested topics include C, Assembly language, artificial intelligence, programming techniques, and communications, with a special emphasis on CP/M, MS-DOS, and Unix operating systems. This is a message system, and it has more messages than you could read in a day (see Photo 2). While much of the material doesn't relate directly to TRS-80s, the users of this board possess a wealth of technical expertise, and many of the exchanges should pique the experienced computerist's curiosity. Even if you're a novice, you'll find the Chicago CBBS interesting and informative.

One important note: The possibility exists that the board has changed its phone number by the time you read this. If you can't get through, try calling 312-849-1132.

CBBS/BECS (Boeing Employees' Computing Society)

Bellevue, WA
206-772-3134

Sysop: Bill Hunter. **Hardware:** S.D. Systems system with two 8-inch double-sided, double-density drives, Heath H19 terminal, U.S. Robotics Autodial 212A modem. **Software:** CBBS.

This is a fine example of a BBS set up for company employees. While it's primarily for BECS members, "others are welcome to use the system in moderation as guests." We like the message board—it's casual but has lots of good information. The last time we were on, topics included software quality control, RS-232 technical specs, Ada, Forth, Pascal, and Unix. We also saw lots of equipment for sale. The download section includes mostly MS-DOS software.

Cleveland Forum-80

Cleveland, OH
216-486-4176

Sysop: Ray Furlong. **Hardware:** Model I with one drive, Penrel DCD modem. **Software:** Forum-80.

A Model I with one drive! That was enough to persuade us to include this board.

Forum-80s are a dying breed, perhaps because of their limited capacity, but they're enjoyable and useful. We like this one because of its openness and relaxed atmosphere. It also has a number of useful files in its 57-item data base. These include PPL/BAS, a professional program lister; Terminal/BAS, a Model III Basic terminal program; The Creator, Bruce Tonkin's program generator; MICROHIS/TXT, an essay on the history of the microcomputer; Compress/BAS, a program compressor; Tollfree/TXT, a list of manufacturers' toll-free numbers; and SIXTWO/TXT, an explanation of the differences between TRSDOSes 6.1 and 6.2.

COMMNET-80

Riverside, CA
714-359-3189

Sysop: Stephen A. King. **Hardware:** Model I with three double-sided, double-density drives, Bell AR-212/L1A modem. **Software:** COMMNET-80.

This is one of six COMMNET-80 systems. It's modest, but is one of the friendlier boards we ran across. It requires no registration or fees, and has no time limits, except in the game section. The data base includes 90 programs for downloading, with an emphasis on Orchestra-80/85 files. Some of the programs include Startrek; NOBUGMSG, a pre-log-on text writer by Ray Furlong; NWPROMPT, a NEWDOS/80 prompt customizer; Menu, a menu program; Change, a password changer; and SYSTST, an LDOS utility for checking the integrity of LDOS system files.

The games are mostly commercial interactive fiction, and change monthly.

Other COMMNET-80 systems are in Ak-

ron, OH (216-645-0827), Las Vegas, NV (702-870-9986), North Wales, PA (215-855-3809), Riverside, CA (714-877-2253), and Wichita Falls, TX (817-767-5847).

GASNET (Get-Away Special Net)

Greenbelt, MD
301-344-9156

Sysops: Bob Pincus and Clarke Prouty.
Hardware: North Star Horizon with three drives. **Software:** Highly modified Microstuff program.

GASNET is run by the National Aeronautics and Space Administration (NASA) at the Goddard Space Flight Center to provide "current shuttle, GAS, and space information." It includes a message board; lists of active payloads, current GAS flight assignments, and GAS payload reservations; space shuttle news; and information on the Spartan programs.

This board provides a great deal of information for those interested in what's happening with the space program. We learned, for example, that NASA will be watching Halley's Comet from a free-flying payload to be released from the space shuttle next January. We also found out that GAS payloads are being sponsored by General Electric, Penn State, New Mexico State, St. Mary's Hospital, Datsun, the Los Angeles State Department of Education, and the Booker T. Washington Middle School.

The Good News BBS

Plymouth, MI
313-459-8375

Sysops: Paul and Donna Sockow. **Hardware:** Model I with three drives. **Software:** L.D. Systems.

This board originated "from a sincere desire on our part to use our home TRS-80 computer for the honor and glory of the Lord." A number of such boards exist around the country, some more strident and didactic than others; this one seemed a bit more relaxed than most. If you're born again, you'll appreciate such essays as "Response to Homophobia," "101 Uses for a Dead (or Alive) Baby," "Evolution—Religion or Fact," and "Let Me Live" by Pat Boone. If you're not, you might find some food for thought in such pieces as "Dungeons and Dragons—Concerns for the Christian."

Good News also has a download section of secular TRS-80 utilities and programs.

Computers for Christ in San Jose, CA (408-997-2790) is another Christian board worth checking out.

Ham Radio Net

Newington, CT
203-665-1114

Sysop: Ed Raso. **Hardware:** IBM with 10-megabyte hard disk. **Software:** FidoNet.

Ham Radio Net is devoted to all "aspects of amateur radio." It includes electronic editions, past and current, of the ARRL (American Radio Relay League) Newsletter; Gateway, the ARRL packet radio newsletter; and the W5YI Report. It's data

base sections include QST (QST program files), Packet (packet and RTTY), and Ham (general ham radio), as well as a text file that contains the newsletters, general class rules and regulations, questions for hams taking licensing tests, bibliographies of IBM PC and amateur radio magazines; and a complete list of FidoNet BBSes (nearly 400 of them). If you're an amateur radio enthusiast, you won't get bored on this board.

Other BBSes relating to amateur radio are in Fairfax, VA (703-734-1387), Dallas, TX (214-223-0983), Shreveport, LA (318-688-7078), Billings, MT (406-256-8717), Gaithersburg, MD (301-926-8187), Poughkeepsie, NY (914-485-3393), Upper Marlboro, MD (301-350-1299), Selah, WA (509-697-7298), Duluth, MN (218-525-1788), Seattle, WA (206-285-3040 and 206-367-6053), Anchorage, AK (907-243-0324), and Merrimack, NH (603-424-5497).

Wilmington-80

Wilmington, NC
919-392-5560

Sysop: Mark Samwick. **Hardware:** Model 4 with four drives. **Software:** Modified Greene Machine/RATS.

Noteworthy because it's the only bulletin board we found being run by a Radio Shack Computer Center. It has modest message base and download sections, and seems primarily to be operating as a service for the store's customers.

MEIE (Microcomputer Electronic Information Exchange)

Washington, D.C.
301-948-5718

Sysop: Ted Landberg. **Hardware:** IBM PC XT. **Software:** RBBS.

The MEIE BBS is run by the Institute for Computer Sciences and Technology

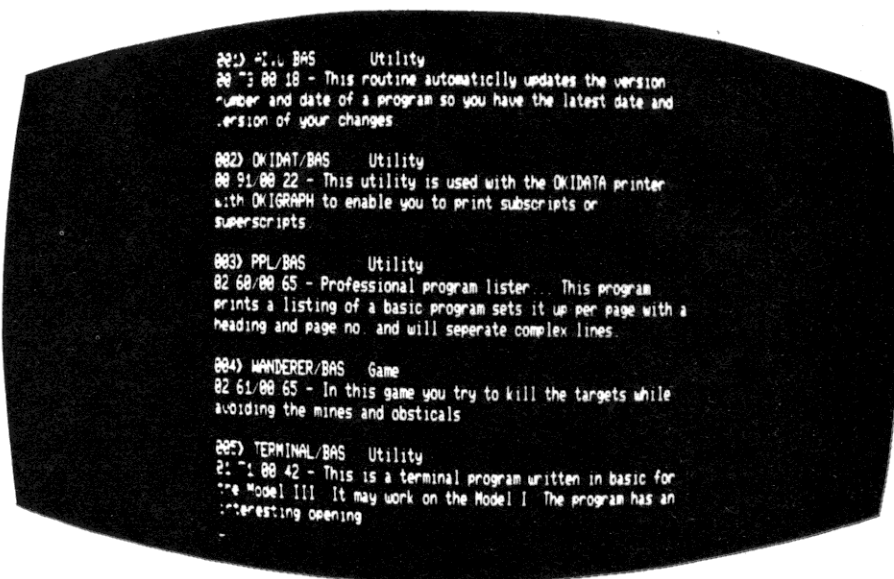


Photo 1. Files for downloading on the Bullet-80 board in Anaheim, CA.



Photo 2. A sampling of messages on the CBBS board in Chicago.

(ICST) at the National Bureau of Standards (NBS) to distribute information about microcomputers. Since a government body runs this BBS, you might expect it to be a bit stuffy. Well, it is. But it has a lot of useful material, most notably in the file subsystem, which includes information on ICST programs and activities, user's groups, and federal training programs, as well as a section for the Computer Performance and Evaluation Group. It also has an invaluable list of federal publications relating to computing. And finally, the board has a message section with discussions of various microcomputer systems, questions about software, and tips.

We found three other government BBSes: the General Services Administration board at 202-566-0660, the ICST Data Management BBS at 301-948-2048, and a U.S. Geological Survey BBS at 703-860-7894.

Production World

San Mateo, CA
415-571-6160

Sysop: Wes Dorman. **Hardware:** IBM PC. **Software:** RBBS.

This BBS bills itself as a service for the video, motion picture, photography, and audio industries. It includes a professional services directory, classified section, and on-line discount catalog of computer products. It has a limited data base of programs.

PSINET

Denver, CO
303-722-6210

Sysop: William Tedder. **Hardware:** Model III with four drives. **Software:** TBBS.

Run by the Parapsychology Information Network, PSINET is for those with a serious interest in psychic phenomena. Features include a Premonitions Registry; Dreamnet, which includes an interactive program to help you interpret dreams; on-line ESP and psychokinesis tests; personal accounts of psychic experiences; and extensive lists of literature and organizations.

If you want to get really depressed, leaf through the Premonitions Registry, in which people describe their premonitions and predictions. Most of them start off with something like, "I'm standing in downtown Washington, D.C. An ICBM with an H-bomb lands just on the other side of the building from me." Real uplifting stuff.

SF Writers' Network

Winston-Salem, NC
919-922-3308

Sysop: David Dalton. **Hardware:** Model 4 with two floppies and 10-megabyte hard drive. **Software:** TBBS.

Don't let the name fool you: This is not just another wacked-out SF/fantasy board inhabited by Trekkies and space cowboys. In fact, it's one of the most literate and intelligent boards we ran across, due, no



Photo 3. One of the menus on the SF Writer's board in Winston-Salem, NC.

doubt, to the fact that sysop David Dalton is a newspaper editor (as well as an 80 Micro reviewer). It should interest even those who are not sci-fi buffs (see Photo 3).

The board's most interesting features are an on-line novel called *Strange Particle People*, news commentaries on topics like "Does Electronic Mail Make Us Eloquent? Or Mean?," and technical papers with titles such as "Mysteries of Data Communications: Some Answers to Frequently Asked Questions" and "Schrodinger's Cat: A Bit About the Weirdness of Quantum Mechanics."

We also found an index to 80 Micro articles, a TRS-80 SIG, and a list of important Tandy service numbers.

What struck us the most, though, was the quality of the message board. The folks who come here are witty and have something to say about a broad range of topics.

Soft Horizons

South Dennis, NJ
609-861-2098

Sysops: Dan Keen and Dave Dischert. **Hardware:** Model III with Model 2000 drives. **Software:** TBBS.

This is an expanded electronic version of *Soft Horizons* magazine, a modest, 20-page bimonthly that covers the Model 2000 and Tandy's other MS-DOS machines. It includes all issues of *Soft Horizons*, as well as a message board and classified section. To access the magazine text files, you need to pay a \$10 subscription fee. (The paper version is \$20 a year.)

To give you an idea of what you get: The December/January issue included a site survey program for satellite TV, a Model 2000 orbital simulator graphics program, a Model 2000 clock display program, reviews of IBM PC and Model 2000 Basic compilers, and a column on C programming.

Keen and Dischert will be familiar to some 80 Micro readers: they wrote our Suite 16 column for the Model 16.

Southeastern Software and Message Exchange (SESAME)

Raleigh, NC

919-737-3990

Sysop: Wayne Cornelius. **Hardware:** IBM PC. **Software:** RBBS.

SESAME is a service of the Southeastern Cooperative Wildlife and Fisheries Statistics Project. Its goal is to disseminate "software and computing wisdom of interest to Wildlife and Fisheries professionals." The emphasis is on statistics; a typical message reads something like "I would like to find a program to separate polymodal size frequency distributions into cohorts." The data base includes a number of statistics programs, mostly for MS-DOS machines, although we also found one for the Model 16.

While the board is open to anyone, professionals have higher priority access. A Professional SIG includes sections for the American Fisheries Society, wildlife and forestry management, and fishery management.

TCUG (Tandy Computer Users Group)

Washington, D.C.
703-836-0384

Sysop: Ronnie Bell. **Hardware:** Lobo Systems Max-80, two 8-inch disk drives, three 5¼-inch disk drives. **Software:** CompuCenter written by Roger Fujii and Gary Godfrey under LDOS.

TCUG sponsors an informative and interesting BBS. It makes all callers feel welcome, while encouraging nonmembers to join the group by sending annual dues of \$25.

The board is divided into SIGs, called conferences, for discussions of most Radio Shack computers. When we logged on, TCUG was polling callers on the viability of a Model 4 conference. The message bases are active with discussions of programming tips, bugs in software, and reviews.

Far and away, though, the most impressive feature of the board (and the user's group) is the software library. Membership gives you access to the club's library of about 70 5¼-inch disks of software, primarily for the Models I and III. The club also has Model 100, Coco, and CP/M programs. When we called, the group was building a software library for Tandy's MS-DOS machines. Even if you're not a member, you can find out what programs are available by checking the board's indexes of selected library disks. ■

Bradford N. Dixon and Eric Maloney are on the 80 Micro staff.



BBS Directory

The numbers below were culled from BBSes across the United States and Canada. 80 Micro cannot guarantee that all entries are correct.

Legend

CN	Commet-80
FN	FidoNet
GM	Greene Machine
HC	Hostcomm
MN	Mouse-net
NW	NetWorks
TC	Towne Crier
*	Not a 24-hour board

Alabama (205)

Forum-80	Montgomery	272-5089
Southern Connection	Mobile	343-0752
Forum 80	Mobile	343-1933
Bulet-80	Oakdale	482-0373
The Bulletin Board (TC)	Tuscaloosa	758-5017
Auburn (RBS)	Auburn	281-5134
Tiger Board (RBS)	Auburn	286-4437
Fox Trap 80 (TC)	Auburn	286-0615
RCPM BBS NACSUAH	Huntsville	895-6749
RBS	Birmingham	945-1489
Towne Crier (TC)	Birmingham	951-2230
Alabama Superboard	Birmingham	988-4818

Alaska (907)

RCPM *	Ketchikan	225-6789
Starcomm BBS (RBS)	NA	337-1884
Connection Tree	Anchorage	338-7474
PMS	Anchorage	344-5251
CoCo Cold	Fort Wainwright	256-2626
Micro Forum Ltd. (TC)	Eagle River	984-2886

Arkansas (501)

Connection-80	Little Rock	372-0578
PMS	Fort Smith	546-0197
Computers For Christ #7	El Dorado	684-0899

Arizona (602)

Color-80 #22	Phoenix	245-0488
Applo BBS	Phoenix	246-1432
Voyager	NA	247-4024
Phoenix	Phoenix	274-5964
8808 CCOG	Phoenix	298-1914
Kandy Shack #4	Yuma	342-2383
Forum-80	Sierra Vista	458-3850
TBS	Yuma	729-7533
Tucson RBS *	Tucson	743-5187
CBBS	Tucson	746-3956
Greene Machine	Yuma	783-0485
Stellar #1	NA	833-0740
Forum-80	Window Rock	871-4217
Diamond #1	NA	890-0872
ABBS	Phoenix	898-0881
Conference Tree	Phoenix	331-1829
Microsystems	NA	538-0508
Biz-80 BBS	NA	952-1382
Omiga	Phoenix	952-0218
ComputerLand (ABBS)	Phoenix	955-1488
Crispy Computers	Phoenix	956-5021
Desert Technology	Phoenix	957-4428
(ABBS)	NA	967-4529
Genavys	NA	991-0144
The Garden of Eden	Phoenix	998-9709
Access	Scottsdale	999-9411

California (213)

Gold Country	Jackson	223-3800
Day-Your-Match #28	Clovis	298-1328
TBS	Merced	722-6146
Color-80 #30	Tracy	836-1074

California (213)

Greene Machine	Los Angeles	256-5081
27-Micro (ABBS)	Los Angeles	278-4278
LA Color Club	Los Angeles	285-2067
Greene Machine	Temple City	287-1363
RCPM	Los Angeles	298-5907
ABBS	Torrance	318-5208
PMS	Los Angeles	331-3574
NW-Worlds Coin Games	Los Angeles	334-7814
San Fernando Valley	Los Angeles	338-5535
(ABBS)	Canoga Park	340-0135
Day-Your-Match #6	NA	345-2047
PMS - OAC	Woodland Hills	346-1848
Rainbow Computing	Los Angeles	348-5728
RCPM	Granada Hills	360-5053
Northwest Valley (ABBS)	Los Angeles	360-6332
HBS MOG-UR	Granada Hills	365-1238
Culver City	Los Angeles	371-1680
Conference Tree	Culver City	371-8825
Redondo Beach (NW)	Los Angeles	372-4800
Magnific Fantasia (NW)	Redondo Beach	378-7088
MMMM444	San Jose	386-5198
San Jose PC-Net	San Jose	386-5198
Computer Store (ABBS)	San Jose	390-1505
BBS System	Los Angeles	394-5810
Kandy Shack #3	Anaheim	432-1615
Peripherals Unlimited	Signal Hill	424-3508
(ABBS)	NA	428-5206
Dragon's Game System	Los Alamitos	431-1443
Greene Machine	Arcade	445-3591
Freeze-Frame (GM)	Marina Del Rey	452-6111
MMMM444	Pacific Palisades	458-6430
ABBS	Los Angeles	473-2754
NetWorks Software	Los Angeles	477-4805
The Interface	Los Angeles	479-3189
RCPM	Los Angeles	479-3189

PASSBS

RCPM BBS OFFIN Dis	Torrance	518-7089
Each	Palmdale	531-1057
All Night BBS	Palmdale	541-2503
Forum-80	NA	564-7838
RCPM BBS	Los Angeles	566-8035
Greene Machine	Pasadena	577-9947
GroundStar System	Huntington Park	589-0372
Greene Machine	Long Beach	591-7238
LA Interchange	Seal Beach	594-8082
BBS IBM PC	Los Angeles	631-3186
RCPM BBS	Culver City	648-1489
Computer Connection	Hollywood	653-8388
Headline (ABBS)	NA	657-1799
Hughes (ABBS)	Pasadena	675-8803
Next Step	El Segundo	678-0581
Los Angeles RBS *	Los Angeles	680-4588
Day-Your-Match #4	Los Angeles	738-6382
Electric Line Connection	NA	783-2305
ABBS	Sherman Oaks	788-9512
Deltras (ABBS)	Pasadena	799-1832
MC Computer Store	Leimert	821-2257
(ABBS)	Marina Del Rey	821-7389
Computer Conspiracy	Los Angeles	828-0325
Day-Your-Match #1	Santa Monica	828-3400
San Fernando CBBS	NA	842-3322
Computer World Net-	Los Angeles	843-5390
Works	Los Angeles	858-0884
Jurand BBS (GM)	Bellflower	857-9541
Novation Co	Los Angeles	861-6880
Handicapper's Log (TC)	Los Angeles	934-8026
Kuge Computer	NA	947-8128
RCPM BBS	Hawthorne	973-2374
Oracle	North Hollywood	980-5643
Day-Your-Match #22	Van Nuys	980-6930
Datamate	Canoga Park	988-7992

California (408)

Net-Worlds	San Jose	227-0227
Computer Emporium (NW)	San Jose	227-5416
DataTech 007 SERVU	San Jose	238-9821
Bulet-80	San Jose	241-0789
CBBS	Santa Clara	241-1956
DataTech 008	San Jose	248-5014
RATS Nest	Santa Clara	247-0853
RCPM (RBS)	San Jose	248-4846
AMIS Grates	San Jose	253-3086
General Store	San Jose	253-5216
The Sphinx	San Jose	253-8528
Bulet-80	San Jose	255-6306
Computer Outpost	Cupertino	255-4919
Ampro Users	San Jose	258-3889
Billboard-80	San Jose	258-8128
Orgate 002	San Jose	263-0248
Computers at Law (NW)	Minneapolis	263-2588
Bricktop	San Jose	265-8070
PicoNet 004	San Jose	267-7389
Orgate 001	San Jose	267-7389
Modern Magazine	Santa Clara	267-5801
Ciao	San Jose	289-9151
PicoNet 003	San Jose	294-2000
ABBS	San Jose	296-5078
AMIS BBS	Santa Clara	296-5789
Stuart II	San Jose	296-8930
OnDate-008	Boulder Creek	338-9511
Future Positive	Los Gatos	354-5934
PMS	Los Gatos	356-0567
Living BBS	Campbell	370-9873
OnDate-012 Potpourri	Campbell	378-7713
RCPM BBS	San Jose	378-7474
Atlas Micro	San Jose	378-4733
Conference Tree	Campbell	379-8086
SAUG	NA	475-7101
Stynewave Systems	Santa Clara	554-0208
UNW Connection-80	San Jose	578-2390
MaxBBS	San Jose	578-6185
Comp-Net	NA	624-2971
Mines of Moris II (PMS)	San Jose	628-2277
SAUGS Bayler (RCPM) *	Sunnyvale	637-1401
Vanavon	Santa Cruz	688-8929
SAUGS 001 HQ	Aptos	730-8733
Master RCPM *	Sunnyvale	732-1079
Unknown	Sunnyvale	732-9180
Living BBS	Sunnyvale	733-1384
Omnibus	Sunnyvale	735-7190
CBBS	Sunnyvale	735-8181
Stuart BBS	Sunnyvale	736-6181
Software etc	Sunnyvale	737-7543
Spirit Infinity	NA	749-1872
AMIS	NA	886-4224
Milpitas TBS	Saratoga	887-4455
Oasis CBBS	San Jose	842-8975
Buccaneer's Harbor *	San Jose	842-8154
Unknown	NA	943-9152
Dragon's Lair	San Jose	952-2518
Computers for Christ	San Jose	960-0276
(TBS)	San Jose	966-2889
Buccaneer's Harbor II	San Jose	966-7464
Living BBS	San Jose	967-2790
San Jose	San Jose	967-3488
San Jose	San Jose	967-6148

California (415)

DataTech 005 RALPH I	El Sobrante	223-4578
Unknown	Richmond	232-6302
Golden Gate BBS	San Francisco	282-6138
ABBS	Lafayette	284-9524
Micro Design Systems	Palo Alto	322-9028
Program Land	Palo Alto	327-4197
BBS Systems	Menlo Park	327-8676
Conference Tree	San Jose	332-8115
Food (RBS)	Oakland	338-8457
Computers for Christ	San Mateo	341-2982
(RBS)	San Mateo	341-9336
DataTech 004 CrossHill	San Mateo	343-8278
Forbidden Realm *	San Mateo	343-8278

Forum-80

Dead Zone	San Francisco	348-2139
The Key System	East Bay	352-3275
Masterboard	San Leandro	352-5528
TI Lines BBS	NA	352-8442
CBBS Systems	Pacific	355-3082
Conference Tree	Berkeley	357-1130
Land of the Lost	Berkeley	364-4438
Schiffman BBS	Redwood City	364-8648
Bay City Electronics	Redwood City	364-8677
The Doctor's Office	Redwood City	364-8517
DataTech 012 Chain	Redwood City	365-9124
Reaction BBS	Redwood City	368-9171
RCPM BBS	Morgan	378-3632
RCPM	Morgan	383-0473
Bull Board	San Francisco	387-1241
Starship	San Francisco	387-2190
Trade-A-Board	San Francisco	392-6302
PMS	Palo Alto	393-7891
FOG #05	Palo Alto	424-1482
Freedom of Choice	Palo Alto	431-6261
Tele-Push	San Francisco	438-8530
Alpha-Omega 80	Livermore	447-2247
BBS	East Bay	448-4145
Survivor Omega 80	Oakland	452-0350
Tardis	San Rafael	453-3989
Livermore BBS	Livermore	455-5437
RCPM	Livermore	457-7728
PMS	Pleasanton	462-7419
Day-Your-Match #8	NA	467-2588
Micro Smut	San Francisco	468-8111
Crash-Net S.F. Apple	San Francisco	474-8808
Cone	San Francisco	474-8470
Earthlink	San Francisco	477-6051
BBS C-94	Marin County	479-7218
800-80 (TC)	San Francisco	481-0252
RBS	San Francisco	482-1550
Ciao	East Bay	489-8145
San Francisco	Forest Knolls	489-0388
San Francisco	Union City	489-0388
ZCPB BBS	Fremont	489-8006
Redington Group PMS	NA	490-7878
Noah's Ark (TBS)	NA	490-8083
PMS	Palo Alto	493-7891
Outwards Telecommuni-	Alameda	522-1986
The Dead Zone #2	Berkeley	523-6588
MBBS	East Bay	524-4427
Conference Tree #1	Berkeley	526-7733
Quantum (TC)	NA	534-4327
Conference Tree	Hayward	538-3289
Ralph Records	San Francisco	545-0881
Download 80	NA	547-4501
Kinky Computer	San Francisco	550-7377
Drummer	NA	552-7871
Kinky Komputer	San Francisco	552-6288
Shut & Crossbones	San Francisco	552-8925
Rich and Famous	San Francisco	552-8988
Living BBS	NA	555-3037
SFOUG *	San Francisco	567-5016
Nibble Works	East Bay	569-0448
Production World (RBS)	San Mateo	571-6180
On Broadway	San Mateo	571-7055
DataTech 015 North of 92	San Mateo	574-3583
DataTech 011 Leaseme-	Foster City	574-4427
ic	San Mateo	579-0442
Guardians HQ	Hayward	581-3019
Great American Dream	Hayward	581-3019
Melchior	San Francisco	584-0887
Roots BBS (RBS)	San Francisco	587-8082
Abacus BBS	San Francisco	588-1696
Boot Hi BBS	San Francisco	588-1696
FOG #04	Belmont	591-6256
The Institution	San Carlos	592-8411
DataTech 001	San Carlos	595-0541
Headquarters (RCPM)	Belmont	595-4788
Conair 84	NA	595-5462
P.C.U.G. *	San Carlos	595-8880
Land of the Lost	San Francisco	621-5485
Greenpeace	NA	626-8427
Conference Tree	San Francisco	647-3199
Unknown	San Francisco	648-3014
RCPM	Belmont	651-4147
Airhead Express (TBS)	Fremont	652-5472
Blue Box	Belmont	652-8088
Blue Caverns	NA	652-8088
CBBS	Berkeley	655-2919
Freemont FidoNet	Fremont	659-9188
S.F. ABBS	San Francisco	681-0705
Humor & Wisdom	Concord	684-0880
Micro Flash	Concord	688-1022
PC West (RBS)	Concord	689-3200
FOG #01	Daly City	755-3030
Comet AMIS BBS	San Francisco	756-3288
Horizon	Oakland	763-3212
Horizon (TC)	NA	763-3212
Prayer's Bay	San Francisco	775-2814
East Bay BBS	Berkeley	782-4402
Telegraph Road	Hayward	785-5387
Micro Age	Fremont	791-2017
ABBS	Fremont	792-8406
Aviation	Fremont	794-7900
Bulet-80	Fremont	794-8314
Chifon	NA	820-0711
Newbase	San Francisco	824-8787
Unknown	San Ramon	829-8981
Dev's BBS	Alamo	831-1881
Friend of Bill W	Alamo	832-1789
Screen Alamo	Alamo	837-8702
Denville	Denville	838-7887
Synapse BBS	Berkeley	843-0582
Networks: Winner's Circle	Berkeley	845-4812
Blue Box BBS	East Bay	845-9482
Rosita Valley	NA	851-3453
FOG #12	Woodside	851-7732
Unknown	Santa Clara	856-1110
Good Times BBS	Palo Alto	858-1078
DataTech 010	Palo Alto	858-2840
RBS	San Francisco	861-5733
Conference Tree	NA	861-5488
ABBS	San Francisco	863-4703
E-Tree-3	San Francisco	864-0774
Fido - IBM PC	San Francisco	864-1418

Computer Line (NW)

DataTech 018 South SF	San Francisco	877-5341
Police Dept		
ABBS Byte Shop	Hayward	881-5882
Kids and Trics	East Bay	888-2431
San Mateo Proto-Cards	San Mateo	887-5341
Unitel BBS	Hayward	887-5341
System80	NA	888-2431
Madnet/CompuNet	San Leandro	885-2431
The Wolves Den	East Bay	885-2431
Atom800	NA	885-2431
O! Systems, Inc. BBS	San Leandro	885-2431
RBBS5		
Pascomet	Novato	888-2431
Bullet-80	San Francisco	887-5341
Golden State BBS (GM)	NA	887-5341
Pirates Warehouse	Corte Madera	924-4431
PC Users Group	NA	887-5341
Conference Tree #4	San Francisco	887-5341
Conference Tree	San Francisco	887-5341
Inner Circle *	NA	887-5341
Walnut Creek RBBS	Walnut Creek	923-3341
Abacus Online	NA	888-2431
Montezuma's Revenge	NA	888-2431
Recess Rules	Los Altos	941-1141
Haunted House	San Francisco	941-1141
Breaking Away	Walnut Creek	941-1141
PCNET (ABBS)	San Francisco	941-1141
RCPM Metal	NA	941-1141
Metal RBBS	Palo Alto	941-1141
Computer Language BBS	San Francisco	941-1141
Baseville	San Francisco	941-1141
Dial-Year-Match	Mountain View	954-4431
Unknown	Mountain View	954-4431
RCPM Metal Pconet	NA	954-4431
Wellnet BBS	Mountain View	954-4431
Unknown	Mountain View	954-4431
MPC's System	San Francisco	954-4431
Dial-Year-Match #17	NA	954-4431
Franklin Mainframe	San Francisco	954-4431
FOG #03	Daly City	954-4431
California (519)		
RCPM RBBS SOCS	NA	236-0641
The Five O'Clock Whistle	Victorville	241-1141
TC	NA	241-1141
The Soccer Whistle (TC)	NA	256-0641
CPM	NA	256-0641
Ed Tech (PMS)	NA	265-0641
PMS	San Diego	271-8141
Greene Machine	San Diego	271-8141
RCPM	San Diego	271-8141
PCNet Systems	San Diego	271-8141
PMS	Mission Valley	285-0641
Dial-Year-Match #11	NA	294-0641
Online Systems	452-8241	
RCPM RBBS SOCS	NA	461-0141
HEC004 *		
Early CoCo Sig	San Diego	474-4431
RCPM	NA	531-8141
PMS	Lakeview	561-7141
PMS	Santee	561-7141
Online Systems	Santee	561-7141
Greene Machine	San Diego	561-7141
RC's Message System	NA	573-8141
Poppy House (PMS)	San Diego	582-8141
PMS	San Diego	582-8141
CVBBS	NA	601-8141
Online Sabe	NA	602-8141
PMS	NA	727-7141
PMS *	Escondido	746-8141
Connection-80	Escondido	746-8141
Dial-Year-Match #33	NA	748-8141
Greene Machine	Vista	758-5141
California (707)		
RCPM	Napa Valley	253-1141
RCPM RBBS	Napa Valley	253-1141
RCPM RBBS	Fairfield	423-8141
Hermist System	Fairfield	423-8141
Falcon Color BBS	Fairfield	437-8141
ABBS	Yacerville	448-8141
Net-Works	Santa Rosa	528-3141
Greene Machine	Santa Rosa	538-3141
Color-80 #01	Sunnyvale	738-3141
Sanicore BBS (RBBS)	Quakertown	745-8141
Critical Mass (RBBS)	Buella	864-4431
Info-Exchange	Vallejo	944-8141
Commodore Christian	NA	964-7141
Underground Computer	Vallejo	986-2141
California (714)		
The Color Corner	Fontana	350-2641
Fontana TBBS	Fontana	350-8141
Micro R & D	Fontana	350-8141
Kandy Shack #1	Riverside	354-8141
TBBS	Riverside	358-1141
Commnet-80	Riverside	358-3141
ASCII Artc	NA	361-2141
Kandy Shack #3	Artesia	402-1141
People's Message System (ABBS)	Santee	448-5641
Coc	Santa Ana	476-8141
ML Olympus	NA	481-8141
ABS	NA	485-8141
RACS V	Fullerton	524-1141
Orange County Comm-80	Fullerton	528-3641
CARS	NA	530-8141
Bulet-80	Ardenheim	532-8141
CTUG	Garden Grove	538-3141
Rippers #1	NA	532-4241
NCS	Newport	533-5641
The Roadhouse	NA	533-8141
RCPM Systems Laing	Garden Grove	534-1141
COCA Rite Shack CoCo	Fountain Valley	537-7141
Orange County Forum-80	Santa Ana	537-7141
IDBN Info-Net	Costa Mesa	545-7141
Varga 80	NA	547-8141
Irvine Line	Irvine	551-4141
The Pub (After 5:00)	NA	564-1141
PMS	Lakeview	561-7141
ABBS	Santee	561-7141

Legend

CN	Comnet-80
FN	FidoNet
GM	Greene Machine
HC	Hostcom
MN	Mouse-net
NW	NetWorks
TC	Towne Crier
*	Not a 24-hour board

CBBS	San Diego	571-5550
Computer Merchant (ABBS)	San Diego	552-6557
Adventure's Tavern	NA	553-3103
Beta Test RBBS	Chino	591-7002
N. Orange County Computer Club	Orange	553-5240
Bullet-80 Phase Place	NA	544-7942
Rabbit #1	NA	553-5553
The Computer Corner	NA	553-9429
The Gold Doubloon	NA	553-1335
Non-ABBS	NA	553-2818
Computer	NA	553-3058
Computer Forum (ABBS)	NA	735-0711
PMS	Escondido	746-0887
Computer World (ABBS)	NA	751-1422
RUG	NA	751-3579
Non-ABBS	NA	758-1448
Comnet-80	NA	760-4456
Standing Stone	NA	771-1451
RBBS	NA	772-8808
PMS	NA	774-7880
RCFPM Systems Analysis	NA	775-2224
Fountain Valley BBS	NA	780-2429
Computer Surf	NA	781-3767
Kinky Shack #2	NA	781-4774
AFAC	NA	788-4921
TBBS	NA	822-2718
RBBS	NA	824-1239
Palace Hotel	NA	825-2985
The Music Terminal	NA	832-8018
Modern Valley (GM)	NA	836-5827
Greene Machine	NA	841-5321
The Smartlink	NA	842-6348
RBBS	NA	843-3913
Non-ABBS	NA	857-3470
Dist-Your-Match	NA	874-6731
TBBS Systems	NA	877-2253
Comnet-80	NA	882-1559
DBBS	NA	883-8131
CBBS	NA	884-4922
San Bernardino Public Library	NA	887-8565
TBBS Systems	NA	888-5541
San Bernardino Valley College	NA	891-3334
Digital Dimension (Starcom)	NA	891-5943
Greene Machine	NA	895-1984
Computer World (ABBS)	NA	896-5834
DOG 3.0 (FN)	NA	921-2252
Mousehole	NA	921-2438
Castle Argonath	NA	924-2229
Freedom Line 88	NA	952-2110
Monrovia Valley (GM)	NA	951-1135
Bullet-80 Orange County	NA	952-7979
CBBS Systems NOCC	NA	957-2543
Konmeyer Electronics (ABBS)	NA	974-4294
Greene Machine	NA	974-4798
Prayer in Home BBS	NA	981-3767
Princeton-80	NA	983-6923
Orange County BBS (RBBS)	NA	992-1080
Computers for Christ	NA	
Bullet-80	NA	

California (805)

Coltana	NA	484-5491
Ventura Country Forum-80	NA	494-8504
RCFPM Technical	NA	492-5472
RCFPM Technical	NA	493-1495
Greene Machine	NA	496-0950
RBBS	NA	525-6147
Compu Center Host O-L (80)	NA	527-0524
RCFPM	NA	527-6321
DAM	NA	543-8980
Greene Machine	NA	546-3105
Kingdom BBS	NA	567-2754
Greene Machine	NA	587-6400
Kamcom (RBBS)	NA	593-8259
Bullet-80	NA	947-9925
Remote Northstar	NA	954-4115

California (818)

Blueprint BBS (RBBS)	Glendale	240-6008
PMS	Los Angeles	334-7814
Net-Works	Los Angeles	336-5535
ABBS	San Fernando	340-0125
ABBS	Encino	345-3670
PMS	Woodland Hills	346-1849
Greene Machine	Northridge	356-2278
RBBS	San Fernando Valley	356-4537
Greene Machine	Northridge	368-1681
L.A. Data System (TC)	El Monte	401-6884
Pasadena-80 (GM)	San Gabriel	440-1548
FastCom (TC)	Burbank	782-2637
No Name BBS (TC)	NA	783-3136
Greene Machine	Van Nuys	782-6031
RCFPM	Pasadena	799-1632
CBBS	Los Angeles	843-5390
ECANET RBBS	Sherman Oaks	866-7450

California (916)

San Francisco CCC	NA	381-4788
Aviators Bulletin Board	NA	383-4498
RCFPM	NA	453-8718
Bullet-80	NA	971-1395

Connecticut (203)

Bullet-80	Hartford	244-2404
Met-Chem BBS (FN)	Hartford	281-7267
Hostcom	Hartford	289-6321
Bullet-80	Bridgeport	372-1795
Hostcom	W. Hartford	521-1991

Bullet-80	Greenwich	859-4375
Bullet-80	Winchester	889-8487
Travelers RBBS	Hartford	724-0403

Bullet-80	Danbury	744-4544
Telcom 7	New Fairfield	746-5763
Northstar Reaches (FN)	New Haven	865-1794
Bullet-80	Seymour	886-7652

Colorado (303)

Collins TRS-80 (TC)	FT. Collins	225-5055
Color-80 #28	Montrose	249-7886
Golden RBBS	Golden	279-5657
Forum-80 #1	Denver	341-0036
Net-Works	Aurora	343-8401
Forum-80	Denver	359-8558
Greener BBS (TBBS)	Colorado Spr.	473-3837
PPCOMPAS (TBBS)	Colorado Spr.	475-8117
The Data Bank (RBBS)	Boulder	494-0187
RCFPM	Boulder	499-8168
Controller Board	Denver	569-0790
RCFPM	Colorado Spr.	634-1158
Denver RBBS	Denver	680-4568
Slits 'n' Stuff (TC)	Denver	733-8189
ABBS	Denver	759-2625
Greene Machine	Longmont	772-7229
RCFPM	Denver	777-4326
RCFPM	Denver	781-4937

Delaware (302)

PC Professionals (RBBS)	Wilmington	478-3483
Explo's Nest (RBBS)	Wilmington	655-7387

District of Columbia (202)

ARADJOC	Washington	278-8342
FidoNet	Washington	332-9512
PSBBS Systems	Washington	337-4864
Computer Conn. RCPM	Washington	547-2008

Florida (305)

Homestead BBS	Homestead	248-1111
Palms 80	Miami	251-7121
DAWG Host	Miami	252-1875
ABBS	Miami	261-3636
Teach-80	NA	268-1032
RBBS	Titusville	268-5578
USA RBBS	Miami	271-6988
Shining Sun BBS (RBBS)	Orlando	273-0020
Net-Works	Miami	274-3277
SFBOA	Miami	274-3394
Unknown (MN)	Orlando	277-0473
Computer Connection	NA	441-1453
Software Centrum	NA	441-2983
Habitat	Miami	445-7928
ABBS	FL. Lauderdale	486-2983
ABBS	FL. Lauderdale	524-2237
Trade-80	FL. Lauderdale	525-1182
Nervous System	NA	554-8332
Alvans	NA	557-3024
ACES (ABBS)	FL. Lauderdale	565-0805
XT MicroLink	NA	573-8808
Greene Machine	West Palm Beach	588-0487
South Miami	NA	625-3181
Connetion-80	Orlando	844-8327
Piggy BBS (TBBS)	Winter Park	871-5813
CoCo Corner #2	Hialeah	881-8480
Dist-Your-Match	Miami	888-5283
West Palm Beach	NA	899-3234
CIC	NA	751-4809
Computer Science	NA	754-5342
Forum-80	FL. Lauderdale	772-4444
ABBS	Miami	821-7401
Forum-80	Orlando	830-8194
Menas BBS	Orlando	842-1881
CoCo Shop	Orlando	886-8352
Connetion-80	Winter Garden	877-2829
TEN	N. Miami	931-9620
Trade-80	NA	947-7930
Net-Works	Miami	948-8200
GLTC.DVI (ABBS)	Hollywood	959-5947
RBBS	Boca Raton	994-8926

Florida (813)

For-Net	Tampa	223-7988
Alpha	NA	251-4095
CompuNet BBS	St. Petersburg	321-0387
Remote Northstar	NA	381-2934
Apollon's Chariot	NA	645-3959
The Synapse BBS (RBBS)	Lakeland	686-7238
Bradley Computer BBS	NA	734-7103
RCFPM RBBS	NA	831-7278
RCFPM	Tampa	839-6748
CBBS	NA	859-8945
Micro Informer	NA	865-2031
Access-80	NA	884-1508
RBBS	NA	885-6187
RBBS	Tampa	867-3884
Color-80 #41	Sarasota	924-2826
Forum-80	NA	935-8428
RBBS	Tampa	950-0362
Connetion-80	Tampa	977-0889

Florida (904)

Fort Walton Beach (ABBS)	Destin	243-1257
Color-80	NA	264-0335
Connetion-80 JACS	NA	353-5227
BNH1 #001 (FB)	Genevieve	371-1300
PMS Systems	Pensacola	477-4783
RCFPM RBBS AUG	NA	725-4995
PMS - SEB Computer	NA	743-7050
Net-Works	Pensacola	932-8271

Georgia (404)

IBM BBS (HC)	Atlanta	252-4146
Healthline BBS-CPM	Atlanta	252-4345
IBM PC BBS	Atlanta	255-1549
ABBS	Atlanta	294-1103
Jordan #7	Atlanta	294-4510
The Dragon	Atlanta	294-8879
IBM PC BBS	Atlanta	298-2463
Clariton BBS	Atlanta	298-4511
Crystal Palace	Atlanta	346-7549
Discom Express	Atlanta	351-4757
Atlanta Medical Forum	Atlanta	352-3231
CoCo	Atlanta	378-4410
CBBS	Atlanta	384-4220
The TARDIS	Atlanta	386-8429
Marlette BBS	Atlanta	425-3584

TBBS #1	Atlanta	425-5254
Atlanta ABBS	Atlanta	426-0238
Cumberland Match-80	Atlanta	432-8471
Duluth GPBBS	Atlanta	447-6535
Orwell's BBS	Atlanta	448-3548
MLBBS	Atlanta	451-7180
PC Connection (RBBS)	Atlanta	457-4794
Info-Ex-80	Atlanta	457-4842
PC Junction	Atlanta	457-8002
Appletree	Atlanta	459-5082
Paytonville Bullet-80	Atlanta	461-2011
AAA-BBS	Atlanta	471-0471
Super System BBS	Atlanta	471-1283
TBBS	Atlanta	471-8824
Duluth GPBBS	Atlanta	477-6535
Neckage	Atlanta	527-4198
RCFPM	Atlanta	627-7127
PCUG-BBS	Atlanta	634-5731
Atlanta Computer Society (CBBS)	Atlanta	636-6130

Atlanta Net-Works	Atlanta	733-3481
Third World	Atlanta	758-9488
PC-Forum (RBBS)	Atlanta	761-3535
PC-Forum (RBBS)	Atlanta	760-8614
ABBS	Atlanta	843-8380
Norcross RCPM	Atlanta	921-1116
RAM-Pages	Atlanta	923-8222
Northstar	Atlanta	926-4318
Great Southeastern	Atlanta	928-1878
'C'Board	Atlanta	929-0800
Atlanta Connection	Atlanta	934-8817
Looneland	Atlanta	936-0351
Wolves Den	Atlanta	936-4808
Pico #1 (FN)	Atlanta	936-6818
PC Atlanta (RBBS)	Atlanta	936-1520
Remote Northstar	Atlanta	939-8429
Cybernet Systems (ABBS)	Atlanta	941-0158
Star Page BBS	Atlanta	943-3241
RBBS	Atlanta	953-0723
ABBS	NA	962-0616
Telemage-80	Atlanta	964-3043
nAdHoLse	Atlanta	972-7947
Greene Machine	Atlanta	977-6886
PC Exchange	Atlanta	980-9857
Coniferance Tree	Atlanta	980-8837
CBBS	Atlanta	986-4048
Crookshank (RBBS)	Atlanta	

Georgia (912)

Dist-Your-Match #3	NA	233-0883
IBM AT (RBBS)	NA	236-3047
Trade-80	NA	438-7440
The Towne Crier Shop	NA	888-5917

Hawaii (808)

Hawaii Connection (NW)	NA	423-1593
Coniferance Tree	NA	467-2001
Computer Store (NW)	NA	488-7756
Net-Works	NA	521-7312
Computer Market (NW)	NA	524-8888
Strictly Software (CBBS)	NA	944-0582

Illinois (217)

Crossroads of America	Effingham	347-5884
Net-Works	Decatur	426-5541
Bullet-80	Springfield	529-1113
Sullivan's Radio Shack (TC)	Carlinville	854-6131

Illinois (309)

Net-Works	Galesburg	342-7178
Illinois State U BBS (RBBS)	NA	545-8099
Connetion (TC)	NA	862-4188
War Zone SIG (TC)	Peoria	692-6502
RCFPM	East Peoria	699-6359
RCFPM	Geneseo	944-5455

Illinois (312)

Harvey Towne Crier	Harvey	210-1087
CPM	Lake Forest	234-6257
Chicago Public Library	Chicago	235-3200
RCFPM	Chicago	252-2136
Net-Works	Arlington Hts.	250-6488
MCMS	Chicago	260-0640
CompuShop (HC)	Chicago	267-2088
Net-Works	Chicago	288-1198
PMS	Lake Forest	295-4808
Forum-80	Chicago	298-8083
Chumpunk (NW)	Chicago	323-3741
Personal Computers	Chicago	337-6631
Chicago (ABBS)	Chicago	338-8827
Net-Works	Chicago	347-7638
MCMS	Chicago	351-4374
The Wild West (TC)	Palatine	356-0634
RCFPM	Palatine	358-2553
PMS	Chicago	373-8057
CPM	Chicago	384-4782
IBM Microcomputer	Chicago	426-7965
State Online (TC)	NA	422-3328
Dist M for Modern (TC)	NA	442-0527
ABBS	Chicago	475-4884
CBBS	Chicago	526-7141
ABBS	Chicago	545-8098
The Chicago Greene Machine System	Chicago	577-7053
MCMS	Chicago	622-4442
Chicago (ABBS)	Chicago	622-8608
RCFPM	Chicago	647-4692
RCFPM (HUG)	Chicago	740-9128
MCMS	Chicago	747-7568
CompuShop (RBBS)	Chicago	767-0202
CAMS	Chicago	773-3308
Nessey (ABBS)	Chicago	782-8180
Forum-80	Chicago	788-0499
RCFPM	Chicago	788-3610
AMIS	Arlington Hts.	870

TRS-80®

✓ CHECK OUR PRICES

ALWAYS AT
SALE PRICES

WITH MANUFACTURERS
WARRANTY (IN USA).

MODEL 4

MODEL 2000

CALL TOLL FREE

To get YOUR
SALE PRICE-DIAL

1-800-433-SALE

(9am - 5pm C.S.T.)

**WE SHIP
FAST!**

DFW COMPUTER CENTER
326 MAIN ST., GRAPEVINE
TEXAS 76051 (817)481-7283

REGD. TANDY CORPORATION

MODEL 4-P

NEW

MODEL 1200

Legend

CN	Comnet-80
FN	FidoNet
GM	Greene Machine
HC	Hostcomm
MN	Mouse-net
NW	NetWorks
TC	Towne Crier
*	Not a 24-hour board

ABBS	St. Louis	442-6502
Fort Dimension (NW)	NA	532-4852
PET BBS	St. Louis	625-4578
Comnet-80	NA	638-0564
EMC-80	NA	645-1047
Net-Works	St. Louis	781-1308
Forum-80	St. Louis	836-7784
Columbia Forum-80	Columbia	874-1230
Greene Machine	Florissant	921-0111

Missouri (417)

ABBS	Springfield	862-7852
DGS Express (TC)	Springfield	864-8546

Missouri (816)

The Silver Tongue (NW)	NA	232-3153
Apple Bits (PMS)	NA	252-0232
ESF	Belton	331-5888
PET BBS KCPUG	NA	356-2382
LAWENF	Raytown	356-8538
MACC-Net	Kansas City	356-6222
Net-Works	Kansas City	483-2526
BBS Alan (AMIS)	NA	567-9543
CompCrate BBS (TC)	Sedalia	827-2749
IBMPC	Independence	833-3427
Forum-80	Kansas City	861-7040
Mania-80	Kansas City	931-3135
Forum-80	Kansas City	931-8316

Montana (406)

The MSB (GM)	Billings	256-3813
Magic City (RBS)	Billings	256-8717
Robber Roost/M80 (GM)	Varina	353-4977
RCPM (RBS)	NA	443-2768
BBS Systems	Billings	656-9524

Nebraska (308)

Alliance Towne Crier	Alliance	782-5054
----------------------	----------	----------

Nebraska (402)

Trade-80	NA	292-6184
Trade-80	NA	292-9598
Omaha ABBS	NA	339-7009
ABBS	Lincoln	423-8086
Lincoln BBS (TC)	Lincoln	435-8891
ABBS LINX	NA	476-1177
Dial-Your-Match #23	NA	571-8942
The Images BBS	NA	734-4748

Nevada (702)

Forum-80	NA	362-3809
ABBS	Las Vegas	454-3417
TBS	Las Vegas	454-8229
Signon Reno	NA	826-7234
Signon Reno	NA	826-7277
Comnet-80	Las Vegas	870-8668
Comnet-80	NA	870-8668
Forum-80	Las Vegas	873-9491
PMS	Las Vegas	878-6106

New Hampshire (603)

On-line Adventure (RBS)	Merrimack	424-5497
Access 80	Londonderry	434-8225
Net-Works	Portsmouth	436-3481
Software Rental Service	Portsmouth	436-3481
Primus One Club (TC)	Manchester	645-8559
Mouse-Net	Nashua	673-9476
Forum-80	Nashua	882-5041
The Outpost	NA	886-1371
Connection-80	Peterborough	924-8085
80 Micro's BBS Express (TC)	Peterborough	924-8585
Connection-80	Peterborough	924-7920

New Jersey (201)

Fort Monmouth BBS (TC)	Manasquan	223-8286
RCPM BBS	Cranford	272-1874
Dial-Your-Match #14	NA	272-3886
Zeus (RBS)	Summit	277-6522
Sandy Hook (RBS)	Summit	291-4004
RBS	Malver	327-6973
Connection-80	Bloomfield	429-1097
Dial-Your-Match #21	Freehold	482-0435
Seaboard (FN)	Clifton	478-1833
Forum-80	Linden	486-2556
Hampton (RBS)	Monmouth	528-6523
The Metuchen Towne Crier	Metuchen	537-4931
The Boss (RBS)	Hampton	568-7293
The Endix Network System (TC)	Cliffwood Beach	583-6078
RCPM	Flinders	584-8227
RCPM	NA	625-1797
Conference Tree	Denville	627-5151
Ed Galt's Data Base	Union City	686-7117
PMS	Strawburg	677-4788
RCPM BBS	Ocean	747-7301
RCPM	Ocean	775-6705
Aphrodite-E	NA	790-5910
Photo-80	Haledon	790-6795
Surf & Sand (TC)	Lavettville	793-5405
ABBS	Cumtlet	835-7228
The Radical Board (GM)	Tenack	837-5054
ABBS	Saddlebrook	843-4563
Digital Technologies (RBS)	NA	858-2742
Forum-80	Princeton	874-8533
RBS	Whispery	887-3874
Access	Wyckoff	891-7441
RCPM BBS Rutgers	New Brunswick	932-3879
PMS	Piscataway	932-3887
The Police Station	Hoboken	963-3115

New Jersey (609)

ABBS	Turnersville	228-1148
RBS	Wenonah	468-3844
RBS	Wenonah	468-5293
The Bronxville BBS (TC)	Creem Ridge	758-6708
Gardell BBS (GM)	Plainboro	759-4843
Dial Connection (T-Net)	NA	886-2436
NJABC (ABBS)	Marlton	983-5970

New Mexico (505)

Bullet-80	
El Paso Towne Crier	
TBC BBS	
Chatham Towne Crier *	

New York (212)

Connection-80	New York	245-4363
MSG-80	Manhattan	245-4363
RCPM BBS	Manhattan	255-7240
Primus BBS (TC)	Brooklyn	336-3072
The Machine BBS (RBS)	New York	340-9998
TCBBS BAMS	New York	362-1040
Net-Works	Brooklyn	410-0948
Coco's Nest	Queens	423-4523
RBS	New York	431-1184
Connection-80	Woodhaven	441-3755
Station Island BBS (ABBS)	New York	448-6576
Bullet-80	New York	740-5880
Friends BBS (RBS)	New York	781-4723
RCPM	New York	787-5520
ABBS	New York	799-9577
The Loveline (TBS)	Brooklyn	823-8232
Medical BBS (RBS)	New York	886-7022
Comm-80	Queens	897-3392
Connection-80	Brooklyn	933-9459
RBS	New York	975-0048
Connection-80	Manhattan	991-1864
ABBS	New York	997-2186
PMS	New York	997-2488

New York (315)

Greene Machine	NA	337-7720
Black River Valley	Brownville	788-9131

New York (516)

Jencho-80 (CBBS)	Long Island	334-3134
Connection-80	Great Neck	462-8491
CBBS Systems	Long Island	581-5580
Connection-80	Centersuch	588-5836
Adventure BBS	NA	621-9296
Prime's Trek (NW)	NA	627-8048
ABBS	Long Island	688-4028
CPM	Long Island	688-8619
RCPM	NA	751-5638
CPM	New York	791-1767
33M (RBS)	Long Island	944-6712

New York (518)

Cohoes Forum	NA	235-9073
Capital City BBS	NA	346-3596
Nibble One	NA	370-8343

New York (607)

TCBS	Endicott	754-5571
CPM	Johnston City	797-6416

New York (716)

RCP/M	
RBBS	
Bullet-80 Business	
CBBS	
RCP/M RBBS	
Forum-80	
Bullet-80	
Towne Crier	
City Gates BBS	

New York (718)

Zap's Corner (RBS)	Brooklyn	645-0640
--------------------	----------	----------

New York (914)

Sports (RBS)	Hopewell Junction	221-0774
Color Graphics (RBS)	Hopewell Junction	221-2248
RBS	Somers	277-8030
Bullet-80	Brewster	278-2375
CPM	Brewster	279-5893
Bullet-80	Poughkeepsie	297-0695
PC-Rockland (RBS)	South Nyack	358-8879
Bullet-80	Poughkeepsie	485-3393
Hydrex-80	NA	582-5385
Pirate's Lodge (NW)	NA	634-1288
D.A.T.A. BBS	Rockland County	834-8385
RBS	Beaureville	879-8559
RCPM BBS	NA	878-8734
CSUNY	NA	725-4060
Monroe Camera Shop (STRO-PBS)	NA	782-7605
Greene Machine	Chester	783-0343

North Carolina (704)

RBS	Charlotte	332-5439
ABBS	NA	384-5245
Charlotte BBS	Charlotte	385-4311
WVA-BBS	Charlotte	373-7998
Stateville BBS	Stateville	873-5140

North Carolina (919)

The Doctor's Office (RBS)	Bayley	235-3652
Dial-Your-Match #20	NA	362-0676
The Towne Crier	NA	536-2333
Fisheries & Wildlife SIG (RBS)	Raleigh	737-3990
Tri-Comm BBS #1	Greenville	758-5281
Raleigh BBS	Raleigh	782-0629
RBS	Raleigh	847-4825

North Dakota (701)

Piscataway	968-1074
Keeney	977-5280
Livingston	992-4847
Livingston	994-9620

Ohio (216)

TAP	NA	228-7335
The Stetch II	Chagrin Falls	247-4803
NEOCUG #4	Cleveland	252-8960
Buzzard BBS	NA	273-1340
North Coast Xenix System	Cleveland	281-8006

North Coast TI-COMM	Euclid	288-7311
Hackers Unlimited	NA	292-0578
HBS	NA	292-7554
Over's Nest	Cleveland Hts.	321-5715
RBS	Cleveland	331-0510
Clotel	Painesville	352-8410
Stellar Caller	NA	357-7889
Amateur BBS	NA	371-0721
McIntosh's BBS	Cleveland Hts.	371-5299
MECHET II	Alton	375-4443
High Stalker	Alton	375-4443
NEOCUG #3	University Hts.	473-7596
Forum-80	Cleveland	486-4178
OCPCUG (RBS)	NA	491-4232
Potion Dagger II	Shaker Hts.	561-0451
Dial Erie Express	Marion	862-3893
Licence	Willoughby	585-0027
TBS of Talmadge	Alton	633-7483
Under the Rainbow	Alton	844-5771
Comnet-80	Alton	845-0827
Pincom	Alton	886-0306
Real Delight	Alton	872-7580
Comm Chip	Alton	878-5033
Mega-force BBS	Alton	889-8055
TBS of South Summit	Alton	724-1963
TBS of Akron	Alton	724-2125
Bullet-80	Cherwelland	729-2789
CALTEX (CPM)	Alton	884-7454
Alton Digital Group (ABBS)	Alton	745-7855

New York	245-4363
Manhattan	245-4363
Manhattan	255-7240
Brooklyn	336-3072
New York	340-9998

New York	362-1040
Brooklyn	410-0948
Queens	423-4523
New York	431-1184
Woodhaven	441-3755
New York	448-6576
New York	740-5880
New York	781-4723
New York	787-5520
New York	799-9577
Brooklyn	823-8232
New York	886-7022
Queens	897-3392
Brooklyn	933-9459
New York	975-0048
Manhattan	991-1864
New York	997-2186
New York	997-2488

New York	245-4363
Manhattan	245-4363
Manhattan	255-7240
Brooklyn	336-3072
New York	340-9998

New York	362-1040
Brooklyn	410-0948
Queens	423-4523
New York	431-1184
Woodhaven	441-3755
New York	448-6576
New York	740-5880
New York	781-4723
New York	787-5520
New York	799-9577
Brooklyn	823-8232
New York	886-7022
Queens	897-3392
Brooklyn	933-9459
New York	975-0048
Manhattan	991-1864
New York	997-2186
New York	997-2488

New York	245-4363
Manhattan	245-4363
Manhattan	255-7240
Brooklyn	336-3072
New York	340-9998

New York	362-1040
Brooklyn	410-0948
Queens	423-4523
New York	431-1184
Woodhaven	441-3755
New York	448-6576
New York	740-5880
New York	781-4723
New York	787-5520
New York	799-9577
Brooklyn	823-8232
New York	886-7022
Queens	897-3392
Brooklyn	933-9459
New York	975-0048
Manhattan	991-1864
New York	997-2186
New York	997-2488

New York	245-4363
Manhattan	245-4363
Manhattan	255-7240
Brooklyn	336-3072
New York	340-9998

New York	362-1040
Brooklyn	410-0948
Queens	423-4523
New York	431-1184
Woodhaven	441-3755
New York	448-6576
New York	740-5880
New York	781-4723
New York	787-5520
New York	799-9577
Brooklyn	823-8232
New York	886-7022
Queens	897-3392
Brooklyn	933-9459
New York	975-0048
Manhattan	991-1864
New York	997-2186
New York	997-2488

New York	245-4363
Manhattan	245-4363
Manhattan	255-7240
Brooklyn	336-3072
New York	340-9998

Introducing Super Utility 4/4P.

The indispensable first-aid kit for TRS-80 users only from PowerSoft.

Even the healthiest computer needs occasional "doctoring". And that's precisely what Super Utility 4/4P is for. To help you handle routine check-ups, take care of minor emergencies and perform major surgery with relative ease. **So effective it mends everything but a broken heart.**

The latest generation of PowerSoft's highly-rated program contains over 60 different utilities. So you can examine file locations.

Reformat without erasing data. Test or manipulate memory. Save valuable data and disks. Revive dead files. And much, much more.

So easy you can perform near miracles in no time.

Version Four enhancements make Super Utility 4/4P easier, faster and more efficient than ever. It boots and loads 50% faster. Utilizes 64K for faster file

copies and backups. It's configurable with most Model I/III/4 operating systems for fast, easy transfer of files. And introduces three function keys, including a user-definable key, for easy, single-stroke operations.

So economical you can't afford to be without it. At only \$79.95, SU4/4P can be yours. And that includes both a master and backup disk, 148 page manual, binder and full support. The more you know about your TRS-80, the more you'll want SU4/4P. The less you know about your TRS-80, the more you'll need SU4/4P.

So place your order today by calling or writing:

PowerSoft Products
17060 Dallas Parkway
Suite 114
Dallas, Texas 75248
214/733-4475

Coming Soon For MS-DOS

POWERSOFT

VISA and MasterCard welcome.

SU 4/4P \$79.95

SU + 3.2 Model I/III/4 \$79.95

Please add \$3.00 S/H in USA & Canada;
\$10.00 Foreign (airmail)

(SOBBS)					
Guild of Elven Lords (RBBS)	Houston	463-0939	Utah (801)		
Outland BBS *	Houston	463-4621	RBBS	Provo	224-4048
New Age RCPM	Houston	464-2300	U. of Utah (RBBS)	Salt Lake City	561-4005
Commercial Energy (RBBS)	Houston	464-8814			
U.S.S. Enterprise (NW)	Houston	466-0701	Vermont (802)		
Hacker's Haven (NW)	Houston	467-7113	InfoEx-80	Bennington	447-2455
Jolly Roger (NW)	NA	468-0174	Lance Mickus, Inc. (ST80-CC)	NA	862-7023
Apple Crunch	NA	468-3122	ABBS	Essex Junction	879-4961
RCPM Satsuma *	NA	468-6863			
Access-Net *	Houston	471-2854	Virginia (703)		
DOC Board (NW)	Houston	471-4131	Cryptography (RBBS)	McLean	237-4322
64 Exchange	Houston	471-7458	ABBS	Washington	255-2192
Cyriscope (TBBS)	Houston	477-7475	CBBS	Washington	281-2125
Micro Computer Exchange (Legion)	Houston	479-5754	RBBS	Springfield	321-7441
Deer Park CoCo	Houston	479-7006	ORBS (RBBS) *	Burke	323-0041
The Last Resort (RBBS)	Houston	481-0455	C-HUG Bulletin Board	NA	360-3812
The Connection (TBBS)	Houston	481-6203	Future Tech	NA	360-5439
Great Britain #2	Houston	482-4834	Hostcomm *	Orlando	370-8893
Sasbrook Micro's BBS (RBBS)	Houston	482-5526	Potomac Micro Magic Inc.	NA	379-0303
S.S.P.C. (NW)	Houston	484-8090	BBS IBM Hostcomm	NA	425-7229
PC Almanac (RBBS)	Houston	486-8900	BBS IBM Hostcomm	NA	425-8452
Freelancer (TBBS)	Houston	486-2003	Tech Connect (B-80)	Great Falls	430-0091
Bay Area RCPM	Houston	486-5619	Tech Mail Engrs/Pgmrs (RBBS) *	Herndon	430-2535
PC's Palace (RBBS)	Houston	486-7179	TechMail - Engrs/Pgmrs (RBBS) *	Herndon	437-7871
Fantasy Voyage (NW)	NA	486-8778	Software Sorcery (ABBS)	NA	471-0610
The Weekender (NW)	NA	482-8700	Magus	NA	471-0611
XIO	Houston	495-1422	MBBS	Renton	478-9459
Free for All (NW)	Houston	495-5020	RCPM	MacLean	524-2549
Bullet-80	Houston	495-8550	RCPM *	Arlington	538-3788
Commodore Exchange (Revlon)	Houston	496-7161	RBBS *	Culpeper	547-2066
Digital Dimension (NW)	Houston	497-4633	Capitol PC Message Center (CN)	Annandale	560-0979
RBBS (RBBS)	Houston	497-5433	ABBS	Vienna	560-7803
Houston Message Board (SOBBS)	Houston	521-3584	RBBS	Date City	580-8813
RCPM Technical	NA	522-3805	BBS IBM Hostcomm	NA	581-6120
Test Mode (SOBBS)	NA	523-5516	The Disk Connection	Washington	844-2299
CPM/Houston RCPM	Houston	523-5000	Forum 80 (TBBS)	Prince William	670-5881
Citizens Forum (RBBS)	Houston	526-3646	BBS IBM PC	NA	680-5220
Apple Astronomy (NW)	Houston	526-5671	Terry Fox (CBBS)	Washington	734-1387
ACOM	Houston	530-0164	Potomac Micro Magic Inc.	Falls Church	759-0930
Packet Board (RBBS)	Houston	530-6696	RBBS	Great Falls	759-5049
Epson TFM BBS (RBBS)	Houston	546-3346	Capital PC UNIX SIG (RBBS)	Vienna	759-8941
Arturus (NW)	Houston	550-4202	RBBS	Great Falls	759-9659
Powerhouse BBS (Powercor)	Houston	552-1638	Switchboard	NA	765-2161
Dial-Your-Match #12	NA	556-1531	Carrier 2	NA	825-5210
64th Dimension	Houston	568-8453	TCUG BBS	NA	836-0384
NEC Dellapong (RBBS)	Houston	583-0001	Amrad (ABBS)	McLean	863-9474
Info-Net Commodore	Houston	583-0403	RBBS	Springfield	971-5381
HUG Bulletin Board (RBBS)	Houston	583-1287	BBS IBM Hostcomm	NA	978-0921
H.A.C.E. BBS	Houston	644-8400	Bullet-80	Annandale	978-5656
MS Cougar Network (NW)	Houston	646-5305	Family Historians (Forum-80)	Fairfax	978-7561
SOBBS Test Board	Houston	660-8252	Capitol PC Basic SIG (HC)	Fairfax	978-8692
Test Mode (SOBBS)	Houston	660-8252	BBS Systems	Annandale	978-9754
Friendly Bulletin Board (RBBS)	Houston	661-2786			
BBS MCAU	Houston	661-5428	Virginia (804)		
Compu-Net (Legion) *	Houston	667-4787	Byelines BBS (RBBS) *	Charlottesville	296-7591
Warrior's Guild (NW)	Houston	681-4939	Remote Northstar	NA	340-4626
College Station	Houston	683-3452	NBS Norfolk	NA	444-3392
H.U.G. (TBBS)	Houston	699-2073	Computer Connection (RBBS)	Virginia Beach	481-1824
J.L. Christian BBS (TBBS)	Houston	721-0888	Talk-80 ROBB	NA	484-9636
Sultan's Chambers (NW)	Houston	723-9481	Atari BBS	NA	491-1437
Technical BBS (RBBS)	Houston	726-0106	RCPM	Grafton	866-7493
Pro Match (HC)	Houston	728-1257			
Dragon's Lair (RBBS)	Houston	729-9026			
Med-Quip (NW)	Houston	747-1232			
Ouja Board (RBBS)	Houston	772-5259			
Hal PC-Network (RBBS)	Houston	772-5809			
Vox Populi (GABBS)	Houston	772-8096			
NHA (RBBS) *	Houston	774-4483			
Brainbusters (RBBS)	Houston	776-8043			
The Shadow World (NW)	NA	777-8606			
BMBBS 1984	Houston	778-9356			
Magic Circle (RBBS) *	Houston	780-2586			
Brian-Net	NA	782-5706			
Dial-Your-Match #24	NA	783-4136			
The System (NW) *	NA	785-7996			
American Connection (FN)	Houston	831-3788			
Genes 8 (RBBS)	Houston	859-2750			
RAMS (SOBBS)	Houston	859-4009			
RCPM RBBS Pegasus	NA	862-1824			
Micro Design (NW) *	NA	864-4672			
Mines of Moria (NW)	NA	871-8577			
Compaq Computer Corp. (HC)	Houston	890-0310			
Jolly Roger #2	NA	932-1124			
ZacharyNet (NW)	Houston	933-7353			
Pseudonym (TBBS)	Houston	937-8779			
Golden CoCo	Houston	941-1542			
Vc-20 Online	NA	944-6597			
Wizzardry (NW)	Houston	952-3210			
PC Eve (RBBS)	Houston	955-7564			
Generic Board *	Houston	955-9531			
Pirate's Palace (NW)	NA	974-5258			
Houston ABBS	Houston	977-7019			
Legion of Strangers *	Houston	981-9657			
Flagship Frodo (NW)	Houston	987-4163			
Hottline BBS	Houston	997-2461			
Texas (806)					
RBBS *	Amarillo	353-7484			
Horn Board (TC)	Amarillo	355-2520			
ABBS	Amarillo	355-5610			
GL System (RBBS)	Lubbock	763-3375			
Bullet-80	Lubbock	792-0899			
Texas (817)					
IBM PC-AT (RBBS)	Grapevine	481-6334			
Good News	Arlington	483-1264			
Omni BBS (TC)	NA	485-2986			
Computer Pro (NW)	NA	732-1787			
Cosmic Connection (TC)	Waco	756-1545			
Commet-80	Wichita Falls	767-5847			
CBBS	Waco	776-1375			
Forum-80	Wichita Falls	855-3916			
Forum-80	Fort Worth	923-0099			
Texas (915)					
RCPM	El Paso	533-2202			
ABBS	El Paso	533-6255			
RBBS	El Paso	533-7039			
Bullet-80	Midland	561-9157			
Bullet-80	El Paso	562-3677			
Bullet-80	El Paso	565-9903			
Hobbit Hole	NA	581-2552			
HBBS	El Paso	592-1910			
RCPM	El Paso	598-1668			
Forum-80	El Paso	755-1000			

T/Maker

Integrated Software

Word Processing
Spread Sheet Analysis
Relational Data Base Management
Spelling Checker
Bar Chart Graphics
Data Encryption

Available for:

IBM PC, Tandy 1000, 1200, 2000
Requires 128K, Retail \$450

Kaypro, Epson, Montezuma CP/M
Requires 64K, Retail \$450

NEW! Model 4-4P (TRS-DOS 6.2)
Requires 64K, Retail \$299

T/Maker Company
2115 Landings Drive
Mountain View, CA 94043
415/962-0195

InfoWorld quote from "Review Responses," V6 N51, © 1985, InfoWorld.
Reprinted by permission. All rights reserved. © 1985, T/Maker Company

Now Available for
MODEL 4/4P (64K)
and
TANDY 1000 (128K)

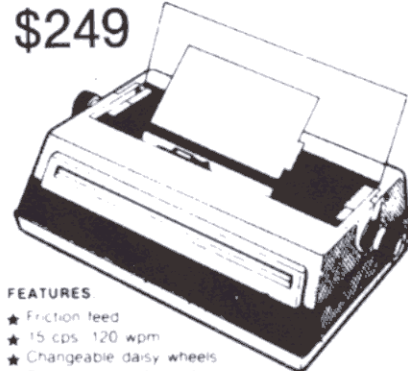


SCM DAISY WHEEL New Smith Corona L-1000

True letter quality printer for less than the cost of an office typewriter! Priced \$500 less than other popular daisy wheel printers!

SALE PRICE:

\$249



FEATURES

- ★ Friction feed
- ★ 15 cps, 120 wpm
- ★ Changeable daisy wheels
- ★ Parallel or serial interface
- ★ Compatible with R/S Apple, etc.



SUNLOCK SYSTEMS

210 Conner Rd.
Mechanicsville, VA 23111
(804)-746-1600

ADDITIONAL PRINTER SPECIALS

Epson	Okidata	ComrexCR11	\$359	Citoh 7500	\$239
RX80	\$229	ML92	\$369	Comrex III	599
LX80	249	ML192	369	Star SG10	239
RX100	399	ML84	649	Star PwrTp.	329
FX80+	369	Ok120	149	Str.Radxl0	519
FX100+499	ML93	579	Gemini 15x	349	Sv.Reed 500
JX 80	499	ML182	239	Delta 10	359
				Epson 1500	899

TO ORDER CALL TOLL FREE 800-368-9191
In Virginia call 804-321-9191

We accept MasterCard, Visa and CODs

ANNOUNCING: By far the most powerful BULLETIN BOARD SYSTEM for TRS-80 Models I, III and 4(III). "The French Connection" by Phil French

TFC FEATURES:

- You can select either an "open access" or a secure private-password system.
- Separate private mail and general bulletin sections.
- Easy to use but advanced "layered menu" system, with an "expert mode" also.
- An Information Section including a modifiable Information Directory, and the ability to remotely edit or create Information files.
- Special user privileges may be individually assigned, from Upload/Download access to remote sysop status.
- Features of the system can be tailored to each individual user, such as screen width for word wrap, linefeed enable/disable, upload prompts, special characters, and more.
- Plus endless other goodies such as free-format text entry; also all the regular stuff like upload/download, mail read/scan options, caller log, and lots, lots, more.
- TFC is written in 100% Z-80 assembly language for efficiency and security.

INTRODUCTORY OFFER \$99.50

Bulletin Boards Systems are popping up all over these days for special groups, commercial use, or just general access. All you need to run one off your own computer is a modem and the right software, and that's where TFC comes in. There are many other BBS programs available for the TRS-80, but once you check out the features of TFC you'll see that there is really no comparison. Many of the features TFC assumes to be essential are either "special features" or non-existent on other systems. Such as TFC's "free format text entry", which allows text input without an [ENTER] after each screen line, unlike many other systems. TFC will then format and word-wrap the display to any screen width from 32 to 80 characters. As well, TFC has personal "mailboxes", completely separate from the general bulleting file. Even if you already run a BBS system, you should look into the advanced features that TFC can provide. After all, when you can get the best why settle for anything less...

AVAILABLE FROM:

JMG SOFTWARE
INTERNATIONAL

VOICE: (416) 575-2867
Computer: (416) 575-0515
3235 Lockport Road
Niagara Falls, NY 14305

FINE PRINT:

Visa, MasterCard, check, M.O. and COD accepted.
Shipping in the U.S. and Canada is FREE.
COD orders add \$2.50 for COD charges.
Special shipping and Overseas orders are charged actual shipping costs.

Legend

CN	Comnet-80
FN	FidoNet
GM	Greene Machine
HC	Hostcomm
MN	Mouse-net
NW	NetWorks
TC	Towne Crier
*	Not a 24-hour board

Data Jockey Fido	Seattle	643-0909
TUG BBS	Seattle	643-5723
Arcade	Seattle	644-2338
Health RIBBS	Seattle	682-5215
Seattle (RIBBS)	Seattle	723-2452
Forum-80	Seattle	723-3282
CEL-COMM-1	Seattle	725-9413
Puget Sound RIBBS	Seattle	743-0182
The Mystic Plains	Seattle	743-0293
NWCCUG Edmunds	Seattle	743-6021
Inform	Seattle	745-6950
Final Frontier	Seattle	747-6735
Minibin 5.2 IWS	Seattle	762-5141
Seacom-80	Seattle	763-8879
Kingdom of Seven	Seattle	767-7777
Nibble	Seattle	771-9315
CBBS/BECS	Seattle	772-3134
PC Board	Seattle	778-1940
Pirates of Puget Sound	Seattle	783-9798
Invincible Seattle	Seattle	784-7885
Second System PPS	Seattle	784-9776
Lost City of Atlantis	Seattle	821-2902
The Classifieds	Seattle	821-3186
Tale-Travel	Seattle	823-6091
Nocturnal Night	Seattle	824-5215
Wayne's Mail	Seattle	824-7277
Unnamed BBS	Seattle	824-8358
System 80	Seattle	827-0346
Adam's Ribbs	Seattle	828-3077
Aristo Super 8	Seattle	828-3185
Nightmare	Seattle	838-3832
Dial-Your-Match	Seattle	839-3415
Space	Seattle	839-4759
Terminal Connection	Seattle	839-4759
Bongoland	Seattle	852-8588
Underground	Seattle	852-9375
Access	Seattle	866-9043
Lost Citadel	Seattle	874-3792
Tiger's Lair	Seattle	874-4115
Amerron	Seattle	874-5551
Exodus	Seattle	878-2885
Bandit's Harbor	Seattle	881-0749
Sundance I	Seattle	881-1215
JCTS	Redmond	883-0403
Eagles Nest	Seattle	883-2709
Expert Systems	Seattle	883-4403
Shuttle Express	Seattle	885-4636
PC Match	Seattle	935-5416
Pirates Northwest	Seattle	935-7530
ABBS	Tacoma	937-0444
The Intrepid	Seattle	941-0740

Washington (509)		
ABBS	Spokane	456-8900
ABBS	Spokane	534-2419
ABBS	Yakima	575-7704
Magazine Bibliography (RIBBS)	Seah	897-7298
PMS	Richland	943-6502

West Virginia (304)		
UserBoard (RIBBS)	Charleston	344-8088
RIBBS	Charleston	345-1436
Bullet-80	Ravenswood	372-9654
Color-80 #09	Morgan Towne	599-0780

Wisconsin (414)		
CBBS	Milwaukee	241-8364
Big-Top Games System	NA	259-9475
Connection-80	Milwaukee	271-7580
Connection-80	Milwaukee	281-0545
Beer City TBBS	NA	355-8639
BBS Systems	Milwaukee	483-4578
PET BBS	Racine	554-9520
Colortron Computer (ABBS)	NA	637-9990
CP/M	Milwaukee	774-2683
Exec-PC	Milwaukee	964-5180

Wisconsin (608)		
Magic Lantern (AMIS)	NA	251-8538
AMIS	Madison	251-8538
The Aburd	NA	256-3006
BBS IBM PC	NA	262-4939
NCBUL BBS (RIBBS)	Madison	273-5037

CANADA

Alberta (403)		
Lethbridge Game System	NA	320-6923
Towne Center (TC)	Red Deer	347-3482
RCPI/M	Edmonton	454-8063
RCPI/M	Edmonton	482-8654

British Columbia (604)		
ABBS	NA	437-7001
CBBS Systems	NA	562-9515
RCPI/M RIBBS Surrey	Surrey	584-2643
CBBS	Vancouver	687-2640
Forum-80	Vancouver	873-4007
RCPI/M BBS Frog Hol-	NA	937-0906
low		

Ontario (416)		
RCPI/M System Two	NA	231-1262
RCPI/M System One	NA	231-4638
RCPI/M Mississauga HUG	NA	232-2644
RCPI/M	Hamilton	335-8620
The Bull BBS	NA	423-3265
Net-Works	NA	445-8996
Logic Inc. (PMS)	NA	447-8458
IBM Hostcomm	NA	499-7023
PCanada/E-Mail (HC)	Toronto	731-0538
PCanada/E-Mail (HC)	Toronto	751-8337
RCPI/M	Toronto	826-6394
Network 80 (TC)	St. Catharines	934-6116

Ontario (519)		
EMJ Online (RIBBS)	London	837-2469
Windsor Footnote	Windsor	969-9949

Ontario (613)		
ABBS	Ottawa	725-2243


Ontario (705)		
TBBS Collingwood	Collingwood	445-9614

Quebec (514)		
Diana-Soft	NA	327-5764
Leval BELE (CN)	NA	822-1274
Connection-80	Leval	822-1274
Online Computerland	NA	931-0458

Quebec (819)		
Club Techno-Science (TC)	Drummondville	474-1044

Saskatchewan (306)		
Yorktown Crier (TC)	Yorktown	783-1944

Summer Specials from Jameco... Compare our prices!



MPI 5 1/4" Disk Drive TRS-80 Owners!

• Use as a second disk drive • Single-sided • Single/double density • Full height drive • 48 TPI • Documentation incl. • Wt.: 3.7 lbs.

\$89.95 ea.

Part No. MPI51S. or 2 for \$159.95

Enclose your second disk drive with JMR 5 1/4" disk drive enclosures.

• Houses one full ht. 5 1/4" disk drive • Unit complete w/power supply, switch, power cord, fuseholder & connectors • Size: 5 7/8" W x 3 3/4" H x 1 1/4" D • 5.2 lbs.

DDE-1FH. \$69.95

RID Disk Drive Analyzer

• Accommodates TRS-80 Model III, IV and 4P • Evaluates 7 critical steps.

5S1-3. \$37.95

EXPAND TRS-80 MEMORY

TRS-80 to 16K, 32K, or 48K

****Model 1 = From 4K-16K Requires (1) One Kit**
Model 3 = From 4K-48K Requires (3) Three Kits
Color = From 4K-16K Requires (1) Kit

****Model 1 equipped with Expansion Board up to 48K Two Kits Required**
- One Kit Required for each 16K of Expansion -

TRS-16K3 200ns for Color & Model III. . . \$6.29

TRS-16K4 250ns for Model I. \$5.49

TRS-80 Color 32K or 64K Conversion Kit

Easy to install kits come complete with 8 ea. 4164-2 (200ns) 64K dynamic RAMs and conversion documentation. Converts TRS-80 color computers with D, E, ET, F and NC circuit boards to 32K. Also converts TRS-80 color computer II to 64K. Flex DOS or OS-9 required to utilize full 64K RAM on all computers.

TRS-64K2. \$17.95

NEW! TRS-80 Model IV 64K or 128K Conversion Kit

Easy to install kit comes complete with 8 ea. 4164 (200ns) 64K dynamic RAMs and conversion documentation. Converts TRS-80 Model IV computers from 16K to 64K. Also expands Model 4P from 64K to 128K.

TRS-64K2. \$17.95

(Converts the Model IV from 16K to 64K or will expand the Model 4P from 64K to 128K)

TRS-16K2PAL (Model IV only). \$38.95

(8-4164's with PAL Chip to expand from 64K to 128K)

TRS-80 Model 100

Easy to install module plugs right into the socket increasing memory in 8K increments. Complete with module and documentation for conversion.

M1008K (TRS-80 Model 100 Expansion). \$49.95

ULTRA MAGNETICS 5 1/4" DISKETTES

All diskettes are soft-sectored w/hub rings. Bulk prices available on request. SSDD=Single Sided Double Density • DSDD=Double Sided Double Density

Part No.	Description	Boxed	Price
UM51401	SSDD with Hub Ring	10	\$14.95
UM52401	DSDD with Hub Ring	10	\$22.95

Disk Minder — DM75 Stores 75 (5 1/4") Diskettes. . . \$19.95

We also specialize in integrated circuits, custom cables, power supplies, keyboards, and much, much more!
Give us a call today!

\$10.00 Minimum Order — U.S. Funds Only
California Residents Add 6 1/2% Sales Tax
Shipping — Add 5% plus \$1.50 Insurance
Send S.A.S.E. for Monthly Sales Flyer!

Spec Sheets — 30¢ each
Send \$1.00 Postage for your
FREE 1985 JAMECO CATALOG
Prices Subject to Change


1355 SHOREWAY ROAD, BELMONT, CA 94002
7/85 Phone Orders Welcome (415) 592-8097 Telex: 176043




Language Arts

by Hardin Brothers

A comparison of
three commercial Basic
authoring systems for
the Model I/III/4 programmer.





Ask any three programmers what they think of Microsoft Basic and you're likely to get three different answers, ranging from happy acceptance to complete revulsion. Some programmers like Basic's interactive nature. Some complain about its reliance on line numbers, lack of local variables, and poor control structures, all of which make structured Basic programming harder than it should be.

If you're a Model I/III/4 owner who wants more out of Basic, you can choose from several products designed to overcome some of the language's inherent flaws and simplify structured Basic programming. In this article, I'll examine three of those products, known as Basic authoring systems, and describe what I see as their strengths and weaknesses.

The DOSPLUS System

Every independent Model I/III DOS manufacturer added extensions to Disk

Basic to make it more powerful than the Radio Shack and Microsoft standards. However, the only independent company to provide an alternative DOS and Basic for the Model 4/4P is Micro-Systems Software Inc., the manufacturer of DOSPLUS.

Micro-Systems' enhanced version of Basic is available in three forms: as part of DOSPLUS 3.5 for the Model I/III, as part of DOSPLUS IVA for the Model 4, or as a product called 6.2 PLUS for Model 4 TRSDOS users (which I'll refer to as 6.X PLUS, since the 6.2 version was not yet available when I prepared this article). For product information, see the Table.

Micro-Systems' Basic is unique in recognizing that line numbers more often hinder than help programmers. It lets you define routines by name, as in NAME HELP, so you don't have to remember specific line numbers. Then, elsewhere in your program, you can refer to the routine's name, as in GOTO HELP and GOSUB HELP.

In short programs, this feature may not

be too important, but it's valuable when you're writing long programs. You no longer have to keep a list of routines' line numbers, or scroll through a program to find the beginning of a special routine. Also, your programs become much easier to read and debug when you can use a command like GOSUB CREATE.KEYS instead of GOSUB 12550.

Programs containing named subroutines work only under DOSPLUS Basic, however. If you're developing software for users of other versions, you have to remove the names and change the references before distributing the program. All DOSPLUS Basics include a command called Resolve that does just that.

DOSPLUS and 6.X PLUS Basic have other Basic enhancements that aid program development, including shorthand commands, an excellent sort routine, a cross-reference utility, and a global search-and-replace function for programs in memory. Also, 6.X PLUS includes sev-



eral enhancements for TRSDOS 6.X at the DOS level. (See the Related Articles box at the end of this article for references to reviews of DOSPLUS 3.5 and 6.X PLUS.)

DOSPLUS Basic is one step closer to a more structured and easier-to-use Basic. Its advantage is that it's an enhancement to Basic, retaining Basic's full interactive flavor. However, this is also its biggest disadvantage: You're still faced with Basic's rather clumsy program editor and you must still use line numbers, even if all your GOTO and GOSUB commands branch to labeled lines.

The Basic Answer

The Basic Answer (TBA) from Logical Systems brings a totally different feel to writing Basic programs. It lets you forget about line numbers, supports global and pseudo-local variable names, and adds several processor directives to Basic's normal syntax.

Creating a program with TBA is a two-step process. First, you write the program's source code following TBA's conventions. You can use a word processor or text editor if you want, giving you the luxury of full-screen editing, or you can use Basic's editor. In either case, you save the program in ASCII format and then run TBA to convert the source code into a functioning Basic program. Finally, you run the resulting program.

If you've never written in a compiled language such as C, Pascal, or Assembly-language, the two-step process might sound awkward. But in my opinion, the advantages of using a word processor's editing facilities far outweigh forsaking Basic's interactive environment.

TBA forces you to use reference labels instead of line numbers, while the DOSPLUS Basics give you the option of doing so. In general, labeling will probably make your programs more structured and easier to read, debug, and maintain. Using labels will also accustom you to thinking of program sections as independent procedures.

TBA has several other interesting features. It requires that you make all variable names between two and 13 characters long, and you must follow them with a type flag (% , ! , # , or \$). Variable names may in-

clude Basic reserved words such as OR and may also include periods or underline characters to improve readability. This means you can use variable names like "Record.Number%" and "Last__Name\$", forbidden under most other TRS-80-compatible Basics.

Particularly interesting and helpful is TBA's use of global and pseudo-local variables. TBA demands that you define all variables as either global or local before you use them. You can use global variables throughout a program; local variables are confined to a specific procedure or subroutine. You can also use the same variable name as a local variable in several different subroutines without the possible conflicts or side effects you'd normally get in Basic.

TBA has two other important features. First, it lets you embed compiler directives in your source code. For example, you can

DOSPLUS and 6.2 PLUS
Micro-Systems Software Inc.
4301-18 Oak Circle
Boca Raton, FL 33431
800-327-8724
DOSPLUS 3.5 \$69.95
DOSPLUS IVA \$169.95
6.2 PLUS \$49.95

The Basic Answer
Logical Systems Inc.
8970 N. 55th St.
P.O. Box 23956
Milwaukee, WI 53223
800-248-3535
\$29.00

The Alternate Basic
704 N. Pennsylvania
Lansing, MI 48906
517-482-8270
\$69.95

Table. Basic authoring systems' product information.

tell TBA how many lines of source code to print per page, how to title each page, when to skip to the next page, and when to turn the source code listing on or off.

The last of these directives is important if you write program modules and save them separately to disk. Say you've written a section of code that flashes a message on the screen until the user responds by pressing a key. You can insert this routine any time you write a program simply by loading it from disk. However, you probably don't want or need a printout of that procedure every time you list your program.

Once you've finished writing a program, you save it to disk from your word processor and return to DOS. Then you run TBA, telling it the names of your source code file and finished program, and sit back to watch the action. TBA scans all your program's variables and substitutes for each

a unique two-character variable name that satisfies Basic's requirements. TBA generates Basic code, deleting all label names, all comments that begin with an apostrophe, and all directives.

If you want, TBA sends the source code to your screen or to a printer. You can also display each line as TBA translates it into Basic. At the end of the listing, TBA displays a cross-reference list of label names and variables.

The label list shows the line in which you defined each label along with a list of all line numbers that refer to that label. The variables list does the same, and also displays the two-character variable name TBA created for that label. You'll find both lists useful for debugging the final program.

The Alternate Basic

TBA excels at handling variables, but it doesn't add any new control structures to Basic. The Alternate Basic does just the opposite: It adds a number of new and powerful control structures, but leaves control of variables up to the programmer.

The Alternate Source distributes The Alternate Basic (ABasic) in versions for the Models I, III, 4, 1000, 1200, and 2000, most CP/M computers, and all PC-DOS/MS-DOS machines. I used the Model 4 version while researching this article.

As with TBA, you write source code with a word processor and ABasic converts that code to a Basic program. You can display a list of labels and their corresponding line numbers during conversion but, unlike TBA, ABasic doesn't create a list of variables at the same time. However, ABasic comes with several utility programs you can use to create many types of cross-reference listings.

ABasic requires label variables instead of absolute line numbers for GOTO and GOSUB commands. ABasic also can search libraries of subroutines and pull the appropriate routines out of a file without copying the entire library file into the new program.

ABasic's greatest strength is the control structures it adds to standard Basic. With them, I find I can write complex programs much more quickly and with very few logical bugs. Programmers who've used structured languages will find most of the same major control structures in ABasic.



TRS-80™ – Tandy – IBM Personal Computer – MS-DOS – CP/M

SMALL BUSINESS ACCOUNTING WITH PAYROLL \$79.95

Based on the **Dome Bookkeeping Record #612**, this program handles income, expenditures, and payroll for a small business. Complete ledgers are maintained for income and expenses on a monthly basis. The program computes monthly, through last month, and year-to-date summaries. The payroll section can handle up to 99 employees. Paychecks with up to six deductions can be entered whenever desired (weekly, monthly, etc.). The program can print both payroll and expense checks. Quarterly and year-to-date payroll summaries can be computed for one or all employees.

HOME BUDGET and CHECKBOOK ANALYST \$59.95

A complete checkbook program together with budgeting, income and expense analysis, comparisons, and projections. First, it is a complete checking program: enter and print checks, enter deposits, and compute your current checking balance. The program also handles non-check expenses and income. It computes monthly and year-to-date income and expense summaries, and projections for the year based on data through a known month. Monthly expenses can be compared to a pre-established budget.

MAILING LIST \$69.95

Maintain mailing lists of up to as many names as you can fit on a standard diskette (1,250 for TRSDOS, 2,500 for MS-DOS). Add, change, delete, or find names. Sort according to data in **any** field. Print labels in 1, 2, 3, or 4 columns with adjustable tabs.

TRS-80™ Models 1, 3, and 4

TYPITALL Word Processor \$129.95 TYPITALL with Spelling Checker \$179.95

The most powerful word processor for the TRS-80s. TYPITALL is upward compatible with SCRIPSIT — it reads your old SCRIPSIT files and uses the formatting and cursor movement commands you are already familiar with. But it is a completely new word processor with so many advanced features that we can't even mention all of them here. You'll wonder why other word processors don't have some of these features.

- Send **any** control or graphic/special character to the printer.
- Print the formatted text **on the screen** before going to the printer.
- Send formatted text to a **disk file** for later printing.
- **Merge** data from a file during printing. Names, addresses, and other text can be inserted during printing. No need for a separate program for "mail merge" capabilities!
- Print while editing (spooling).
- Assign **any sequence of keystrokes** to a **single** control key.
- Call up to 16 **help screens** at any time.
- **Move cursor** forwards or backwards by character, word, line, or page.
- **Reenter** the program with **all text intact if you accidentally exit** without saving the text.
- Optional spelling checker comes with 29,500 word dictionary. Verify a 3,500 word document in **less than two minutes**.
- True Model 4 (80 x 24 display, TRSDOS 6) and Model I/III versions.

SYSTEM DIAGNOSTIC \$99.95

Is your computer working correctly? **Are you sure?** Find out for certain with System Diagnostic, which has complete tests for every component of your TRS-80 Model 1, 3, or 4.

ROM: checksum test. **RAM:** three tests including every location and data value. **Video display:** character generator, video RAM, video signal. **Keyboard:** every key contact tested. **Line printer:** character tests with adjustable platen length. **Cassette recorder:** read, write, verify data. **Disk drives:** disk controller, drive select, track seek, read sectors, formatting, read/write/verify data with or without erasing, disk drive timer, disk head cleaner. Single or double density, 1-99 tracks. **RS-232-C Interface:** connector fault, data transmission, framing, data loop, baud rate generator.

SMART TERMINAL \$74.95

The **Intelligent** communication program. Use your TRS-80 to communicate with other computers, bulletin boards, information services, time sharing, or for data transmission. **Memory buffer** holds data to be transmitted or received. **Automatic transmission** of data from buffer. **Automatic storage** of incoming data. **Character translations.** Data files compatible with word processors and BASIC programs. True BREAK key.

TRS-80™ MODEL III ASSEMBLY LANGUAGE book \$16.95

A complete course on assembly language, written for the **beginner**. Contents include: the Z80 instruction set; TRS-80™ Model III ROM and RAM; Using the Editor/Assembler; Reading, printing and moving data; arithmetic operations; floating-point and BCD numbers; logical and bit operations; cassette input and output, USR subroutines in BASIC, RS-232-C data communication; disk input and output; the TRSDOS 1.3 disk operating system.

ASSEMBLY LANGUAGE MONITOR #5 \$22.95

TRS-80™ MODEL III ASSEMBLY LANGUAGE book and MONITOR #5 \$29.95

A comprehensive machine language monitor and debugging program. **Display** memory in ASCII or hexadecimal format. **Disassemble** memory to show machine language commands. **Move and compare** blocks. **Search** through memory for different values. **Modify** memory in different ways. **Relocate** machine language programs. **Read and write** cassette tapes of machine language programs. **Unload** programs in low RAM on disk. **Print** output optionally on video display or line printer. **Save and load** disk files. **Input and output of disk sectors**, bypassing disk operating system. **Complete debugging package**, including setting and displaying registers, single stepping through machine instructions, setting breakpoints, and executing machine language operations.

Circle 175 on Reader Service card

HOWE SOFTWARE

14 Lexington Road
New City, NY 10956

Developing software for TRS-80™
computers since 1979.

24-Hour TOLL-FREE Order Number:

Outside California call:

(800) 428-7825, ext. 169

Inside California call:

(800) 428-7824, ext. 169

Visa, Master Card, or COD orders only.

For information call (914) 634-1821

Add \$3.00 shipping and handling
(\$6.00 for Canada, Alaska, Hawaii,
\$17.00 air mail postage overseas.)
New York residents add sales tax.

*TRS-80 is a trademark of Tandy Corp.



One ABasic extension is an enhanced form of If...Then...Else. The expression If evaluates must fit on one line, but you can include as many lines of code as you want in your Then and Else structures. Because you don't have to squeeze an If...Then...Else construction into a single line, you can often avoid GOTO jumps out of the Then or Else section of code.

ABasic also adds a Do Until loop that lets you write a section of code (as long as you want) that executes at least once. At the end of the loop, the program tests an expression, similar to an If expression, and repeats the loop unless the expression is false. For example, if you want to pause a program until the user presses a key, you could code it this way:

```
PRINT "Press any key"
DO UNTIL A$ < > ""
A$ = INKEY$
END DO
```

Here's an even more efficient way:

```
PRINT "Press any key"
DO UNTIL INKEY$ < > ""
END DO
```

Similar to the Do Until loop is ABasic's Do While loop. This is of little use to Model 4 or MS-DOS users, whose Basics already include While...Wend, but it can be a great help to Model I/III owners.

A Do While loop checks for a condition at the beginning of the loop. If that condition is true, the loop executes and then the program checks the condition again. When the condition is false, control passes to the next command after the end of the loop. You could write the routine above using a Do While loop:

```
A$ = ""
PRINT "Press any key"
DO WHILE A$ = ""
A$ = INKEY$
END DO
```

ABasic's final extension to standard Basic is a complete case structure, which bases program action on a given variable's value. For example, you might prompt the user to select a menu option by pressing the 1, 2, or 3 key. If you collect the key's value in A\$ using an INPUT\$ command (on the Model 4), the program can branch to the appropriate routine depending on A\$'s value.

Unlike standard Basic's On...GOSUB

command, the Case command lets you direct execution to an unlimited number of lines of code for each choice. Case also offers an optional Else statement to trap unwanted user input.

ABasic's conversion process is similar to TBA's. After you write a program with your word processor, you save it in ASCII format and run ABasic from DOS Ready. You type in the names of your input and output files and set a number of optional compiling parameters.

As ABasic works on your input file, it collects a list of the errors it finds and indicates the output file's line number for each error. Possible errors include invalid label references, a Do statement without an End Do, multiple Else statements, and so on.

ABasic has several utilities designed to make some kinds of debugging and program documentation easier. One is CREF, which creates and displays (or prints) a complete alphabetical list of a program's variables, with the line numbers of every occurrence of each variable.

Another utility, LVAR, produces a list of all procedures in an ABasic source file and the variables in each procedure. This utility assumes that a procedure starts with a label name and ends on the line before the next label name. If you have several labels inside a single procedure or subroutine, you'll find the variables list slightly less useful than it would otherwise be. However, the LVAR display can be extremely helpful in finding conflicts between variables.

A third ABasic utility is XVAR, which translates variables names in an ABasic or standard Basic file. To use XVAR, you specify your input and output files and type in the original and new names of each variable you want to change. I found XVAR a little clumsy; I wish you could refer XVAR to a disk file for the translation table. In many cases, XVAR is no more convenient than a word processor's search-and-replace function.

ABasic's XLATE utility translates characters in an ASCII file to any other set of characters. You can also use it to add or strip line numbers; when adding line numbers to a file, you can specify any values you want for the beginning number and the increment.

The last ABasic utility is a help program; its source code comes on the A disk, so you can add it to your prog. The manual tells you how to convert text files to work with the help prog.

The Bottom Line

How to choose among these three authoring systems? All support lab routines, so you can forget about numbers. All can help you write cl more structured programs that are to debug and maintain, and more likely run correctly the first time, than standard Basic programs.

The DOSPLUS Basics are the eas

use, especially for shorter programs, since you never have to leave the Basic interpreter. Unlike the other two programs, the DOSPLUS Basics don't require that you write a source code file and translate it into standard TRS-80 Basic.

The Basic Answer has by far the strongest variable-handling capabilities. It frees you from worry about possible variables conflicts. Model I/III users should enjoy being able to use variables longer than two characters regardless of embedded reserved words.

The Alternate Basic's added control structures are its strongest feature, and I also like its ability to pick a specific routine out of a library file. However, ABasic doesn't check for variable conflicts, so you must keep careful records of the variable names you use in library routines.

Because I find that I write fastest in a structured language, I prefer using ABasic for major programming projects. I also enjoy using 6.X PLUS to write "quick and dirty" programs directly in Basic. I'd like to have TBA's support of local and global variables, but I haven't found a practical way to run the same source file through ABasic and TBA.

A combination of TBA and ABasic would be ideal, but unfortunately, such a program doesn't exist, at least not for TRS-80 users. ■

Hardin Brothers, an 80 Micro associate editor, writes about programming; his column on Assembly language, The Next Step, appears every month. You can contact him at 280 N. Campus Ave., Upland, CA 91786. Please enclose a stamped, addressed envelope for a reply.

Related Articles

Harrell, John B. III, "DOSPLUS 3.5," October 1983, p. 160. A review of Micro-Systems' Model III DOS.

Harrell, John B. III, "More Model 4: 6.0 PLUS," February 1984, p. 44. A review of Micro-Systems' TRSDOS 6.X/Basic enhancements package.

Vose, G. Michael, "The Basic Answer," February 1983, p. 48. A review of Logical Systems' Basic authoring program.



Super Spring Sale

C compiler

for the model 1 or 3 using
TRSDOS, LDOS, NEWDOS,
DOSPLUS, or MULTIDOS;
includes full screen text editor and
advanced development package

List Price ~~\$250.00~~

Sale Price \$89.95

This is a full K & R standard implementation of C that includes a Unix compatible function library. The package also includes a 450 page manual with a tutorial on using the C language. If you've been wanting to learn C, this is the package you need.

Features Include

char	8 bits	initializers
short	8 bits	typedef
int	16 bits	static
unsigned	16 bits	auto
long	32 bits	extern
float	32 bits	struct/bit fields
double	64 bits	union

Execution speed on the Model 3 for 10 iterations of the prime number program published in Byte, Jan 83, page 284.

LC Compiler	105 secs.
Alcor C	78 secs.

Special Bonus

Buy one version for \$89.95 and get the version for the other model for only \$21.

Multi-Basic compiler

for the model 1 or 3, or 4 using
TRSDOS, LOOS, NEWDOS,
DOSPLUS, or MULTIDOS;
includes full screen text editor and
advanced development package

List Price ~~\$250.00~~

Sale Price \$89.95

Multi-Basic is a TRS-80 BASIC compatible compiler. The Model 4 version supports everything in the TRSDOS 6 BASIC interpreter except the COMMON statement. The same support is provided in the Model 1 and 3 versions so programs are portable. The CMD statement is the only statement from the Model 1 and 3 BASIC interpreters that is not supported.

Multi-Basic also supports advanced language features like multi-line procedures and functions, recursion, and dynamic string management (no long pauses for garbage collection).

Execution speed on the model 3 for 10 iterations of the prime number program published in Byte, Jan 83, page 286.

BASIC Interpreter	4570 secs.
Multi-Basic	89 secs.

Special Bonus

Buy one version for \$89.95 and get versions for the other two models for only \$21 each.

Get Yours Today - Sale Ends June 30th

C Compiler

Circle version(s) _____
 One version (\$89.95) _____
 Both versions (\$110.95) _____
 Add 6% sales tax (Texas only) _____
 Shipping \$6 USA/\$28 foreign) _____
 Total _____



1132 Commerce Systems
 Richardson, TX 75081
 (214) 238-8554

Name _____
 Street _____
 City _____
 State _____
 Zip _____
 Country _____
 Phone _____

Also available for CP/M & MSDOS

MC ☐ Visa ☐ Money Order ☐ Check ☐ COD ☐
 Card # _____ exp _____

Multi-Basic Compiler

Circle version(s) _____
 One version (\$89.95) _____
 Two versions (\$110.95) _____
 Three versions (\$131.95) _____
 Add 6% sales tax (Texas only) _____
 Shipping \$6 USA/\$28 foreign) _____
 Total _____

Multi-Basic is a trademark of Alcor Systems.
 TRS-80 is a registered trademark of Tandy Corp.
 MSDOS is a trademark of MicroSoft
 CP/M is a trademark of Digital Research
 Unix is a trademark of Bell Laboratories
 LC is a trademark of Mimosys



TOTAL RECALL

by John D. Wolfskill

Get help any time you need it with pop-up screens that display program commands, instructions, or hints.

If you're like me, you probably waded through an applications manual every time you run a program, looking for a particular command sequence—the one you always seem to forget. With Helper, you can display frequently needed commands, instructions, or tips on your Model 4 any time you need them—even in the middle of an applications program (including Basic). Helper superimposes its six-line help screens over your program display; you can view a series of help screens without losing your active display.

Helper lets you create, edit, and manipulate up to 16 of these text or graphics screens (see Photo 1). Its machine-language control routine becomes a transparent part of your TRSDOS 6.X operating system, giving you universal access to the help screens.

Preliminary Screening

To build a file of help screens, type in

the Program Listing and save it to disk. Then run the program; after a title screen, you'll see the prompt "Create new file?" Type in Y. At the file name prompt, type in HELP1/BAS:0. Helper will create a file of 16 blank records on drive zero and display its main menu (see Table 1 for a description of the options).

Press the E key to invoke the Edit option (Table 2 describes the edit menu's options). You'll see a blinking cursor in the screen's upper left-hand corner. Now type in your help screen text, using any or all of screen rows 0–5. Helper accepts all text, graphics, or special characters available from the keyboard, except reverse video characters (see Photo 2).

When you finish, press control-T for the Title option. Type in a descriptive title of up to 29 characters. Now press the enter key. Helper writes record 1 to a temporary storage area and returns control to the main menu.

Press E again to reenter the Edit mode. You're still on record 1. To page forward, press the shift and up-arrow keys simultaneously. The screen tells you you're on record 2; you can now type in your second help screen. To page backward through the file, press the shift and down-arrow keys. If you edit a record, you must update it by pressing control-U before you move to the next record. Updating isn't necessary if you're just browsing through the file.

Add a few more help screens to the file and you're ready to install your records.



System Requirements

Model 4
64K RAM
Disk Basic

Record Selection

From the main menu, press S to select the records you want Helper to install and have ready for immediate display. You may select any or all of the 16 available records. A fast-blinking cursor appears next to record 1. If you want to install this record, press the enter key. A solid graphics block marks the records you select.

To bypass a record, press the down-arrow key. As you mark each record, the bottom right of the screen displays the amount of random-access memory available (in a 64K machine) after you install the Helper records. Continue until you've selected or bypassed all records.

At this point make sure you've saved Listing 1 to disk. If so, type in Y at the prompt "Install selected records?". Helper saves the resident file to disk and begins installing the selected records in high memory. Each record appears on the video screen as it's written. When you've got the last record in place, a short tone and message inform you that you've installed Helper. Helper then invokes a New command in Basic and returns control to TRSDOS.

Help for the Asking

Move the cursor to the center of the screen. Now press control-A. Your first help record opens as a window from the top of the display. Each time you press the control-A combination, Helper displays the next record in sequence. After it displays the last record, Helper rewinds its buffer to the beginning. You can't reverse this action, but the buffer cycles so rapidly you don't really need to.

Now put Helper through its paces. Call up a directory, or invoke any other DOS library command that fills the screen with text. Note that Helper's text area is scroll-protected. In most cases, screen output works around Helper's display.

To remove the scroll protection, press

control-B. Now call up a directory again. This time, Helper scrolls off the display. Fill the screen with text once more and press control-A. Helper overwrites part of your text. Press control-B and Helper restores the screen to its original condition. By alternating between control-A and control-B, you can cycle through Helper's buffer without destroying your active screen display.

Instant Pictures

Helper can also take a "snapshot" of the display's top six lines to temporarily save part of any screen in which you're interested. To see how, call a directory again. From TRSDOS Ready, press the enter key until the information you want to capture is on the screen's top six rows. Press control-C. A short tone tells you Helper has snapped its camera shutter.

Now get into Basic and run any program you want. Press control-B and your snapshot will appear. To save the snapshot for future use, press control-C again. Alternating between control-C and control-B retains the information in the snapshot buffer.

Reruns

The Helper menu's CONFIG option is a short-cut way to install a file with records you selected in a previous session. To use CONFIG, reload and run Listing 1. At the "Create new file?" prompt, you may opt to look at your current disk directories by typing in DIR. Now reload HELP1/BAS:0. When the main menu appears, press the C key. CONFIG immediately installs the file's previously selected records and returns control to TRSDOS Ready.

Some Basic Pointers

You can deactivate Helper from Basic without resetting your computer. Make sure you turn off scroll protection by pressing control-B. Then, in the immedi-

ate mode, type in POKE &H0089,201. Helper remains in memory but won't function. You can reactivate it whenever you want by typing in POKE &H0089,195. However, to remove Helper and reclaim its memory area you must reboot the computer.

To assign Helper commands to the Model 4's unused function keys, type in:

```
POKE &HFE28,129:POKE &HFE38,130:POKE &HFE42,131
```

in the immediate mode. This assigns the control-A command to function key F1, control-B to F2, and control-C to F3.

Key reassignments remain in effect at all operating levels until you change them or turn off the computer. To assign the function keys different values, change the character codes that follow the commas in the Listing's POKE statements.

Auto Assembly

You can easily prepare your disks so that a specific Helper file automatically loads each time you boot up. Your options are to build a job control language (JCL) file or to configure (SYSGEN) the disk itself.

JCL files, often used for automatic execution of DOS commands, can also supply prerecorded input to a Basic program such as Helper. To set Helper for JCL installation, make the changes shown in the Figure. Save the updated listing to disk as Helper/BAS and return to TRSDOS Ready.

Now build a simple JCL file using the command BUILD HELP/JCL. Type in the following, using the name of your help record file where HELP1/BAS occurs. Press the enter key after each command line, leaving no extra spaces:

```
BASIC
LOAD"HELPER/BAS:0",R
N
HELP1/BAS:0*
//STOP
```

Press control/shift-@ to write Help/JCL to drive zero. Type in AUTO DO HELP/

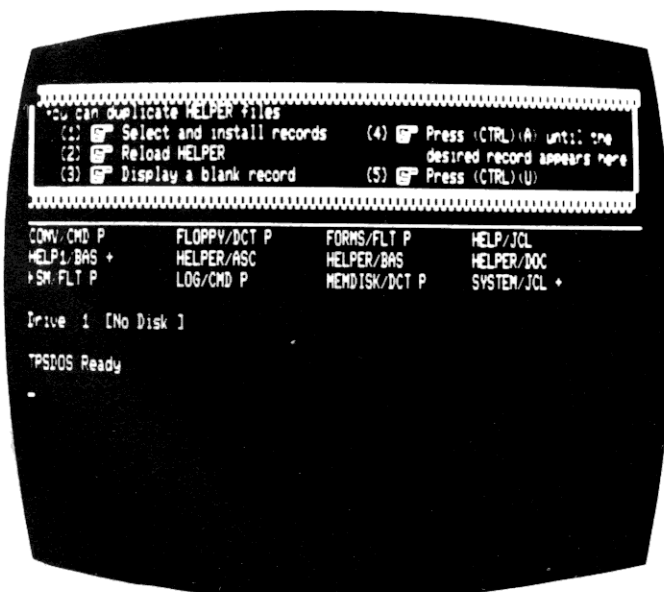


Photo 1. A help screen display.

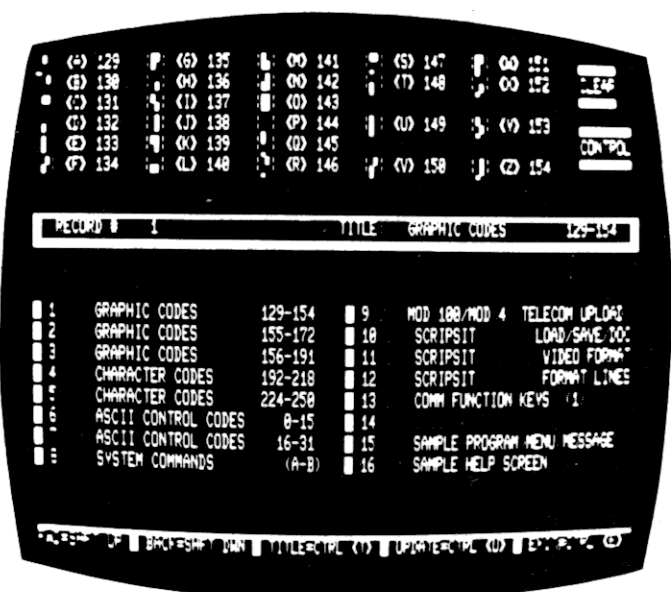


Photo 2. Creating a help screen.

Command Key Description

Edit	E	Creates or edits a record file.
File	F	Updates resident Helper disk file. Lets you write or edit text records without installing them in memory.
Select	S	Selects records for installation.
CONFIG	C	Installs selected record configuration. Loads all previously marked records.

Table 1. Helper's main menu.

Command	Key(s)	Description
Forward	Shift-Up	Displays next higher record.
Back	Shift-Down	Displays next lower record.
Title	Control-T	Normal exit from the Edit option; automatically updates record.
Update	Control-U	Updates current record; saves additions or editing changes.
Exit	Control-E	Alternate exit from the Edit option; doesn't save editing changes.

Table 2. Helper's edit menu.

Variable Description

HP\$(2,16)	Text records. Each record consists of two strings of 240 characters each.
RN\$(16)	Directory records titles. Each title is 29 characters in length.
HPI\$, RNI\$	Pre-allocates Helper file space in memory and on disk. Used to create a help file.
SR(16)	Selected record status. 1 = selected; 0 = not selected.
AD,WP,BC	General purpose counter variables.
B,C,H,L,AA	Register values returned from supervisor calls.
MS	Memory available after Helper and records are installed.

Table 4. Key variables.

Line Description


80	Reserves memory for use by the video control routine (SCRN).
100-120	Variable initialization area.
120	Sets code 21 toggle for special characters; after a break, issue PRINT CHR\$(21) before restarting the program.
140-160	POKEs video control handling routine (SCRN) into high memory.
170-220	Prints title.
230-290	File initialization area; creates new file by writing HPI\$, RNI\$ arrays to disk.
300	Displays disk directory using SVC #34.
310-340	Reads Helper file from disk to memory.
350-430	Main menu.
440-450	Edit menu.
460-610	Text entry routine. Line 480 uses SVC # 15 to get the current cursor position following each keystroke. Variable E holds result.
620-680	Directory title entry routine.
690-720	Displays requested record. The last screen print position in the text area can't be written. Line 1410 uses this byte to add a carriage return (ASCII 13) that serves as a record delimiter for the control routine.
730-800	Record update routine. Line 750 transfers the screen to a 2K buffer area using SVC #15. Text/title information extracted by first PEEKing the buffer, then POKEing the values into string array variables HP\$ and RN\$.
810-880	Directory title display routine. Line 840 flags previously selected records with a graphics block character.
890-990	Record select routine. Line 910 removes marker blocks from previously selected records.
1000-1100	CONFIG record check. Used by the CONFIG option to determine if any records have been previously selected for installation. If no records have been selected, CONFIG returns control to the main menu, otherwise it asks for verification to install selected records.
1100-1140	Updates resident file to disk. Saves all editing changes.
1150-1200	Record installation routine. Line 1180 checks for selected records.
1210	Clear test line.
1220-1290	Pre-allocates memory space for Helper records.
1300-1360	Determines number of selected records for installation via the CONFIG option.
1370-1420	Main record installation routine. Text buffer size is allocated according to the number of selected records.
1380	Assigns buffer starting and ending addresses.
1390	Transfers records to the video screen.
1400	Uses SVC #15 to read the screen contents into a temporary buffer area.
1410	Transfers the records to their execution location in high memory.
1430-1570	Record control routine.
1520	Preloads text buffer start address to control routine. HST = most significant byte; LST = least significant byte.
1530	Preloads text buffer end address to control routine. HED = most significant byte.
1540	Preloads record counter address to control routine. HCTR = most significant byte; LCTR = least significant byte.
1550	Adjusts system HIGH\$ marker to protect control routine and text records from being overwritten.
1560	Sets @KITSK jump vector to start address of control routine.

Table 3. Key program lines.

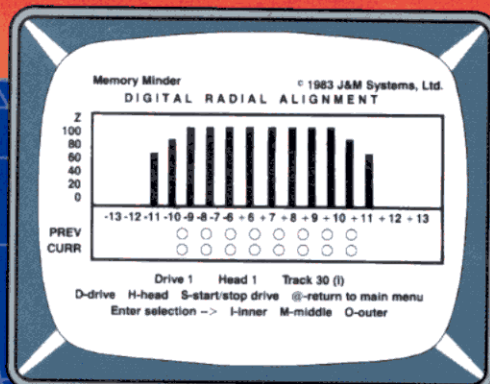
MEMORY MINDER

T.M.

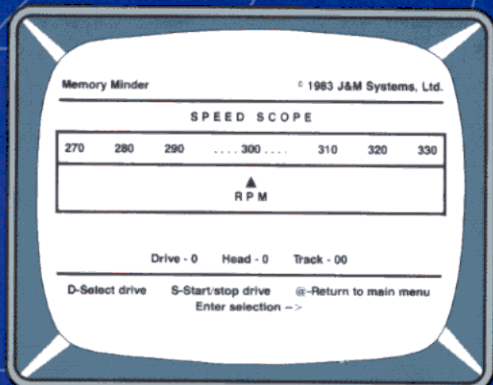
... A UNIQUE APPROACH TO DISK RELIABILITY!



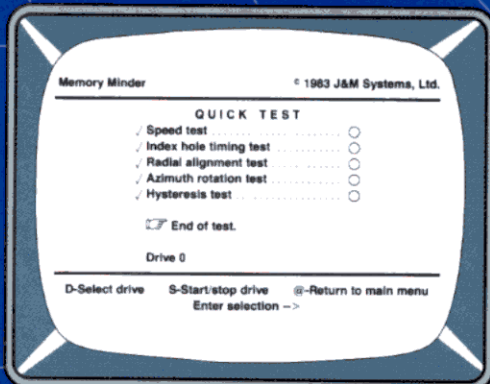
Select any one of seven tests to perform preventive maintenance or to isolate problems. Simple, single-letter commands make MM easy to use! Use MM to align the head, adjust the index hole detector, or adjust the speed.



Use the MM Radial Alignment Test to check the head alignment of your drives. No need for an oscilloscope or other expensive test equipment!



Check the motor speed of your drives. Or, you can even use the Speed Test to adjust the drive speed. No need for any test equipment!



Use the Quick Test to quickly and automatically test five of the most important performance parameters of your drive. Monitor your drives for long term drift. Isolate problems quickly and automatically!

PROTECT YOUR DATA.

Now you can make sure your data is being recorded properly by the use of the revolutionary **Memory Minder**.

The Memory Minder from J & M Systems, tests your disk's performance and calibration without any additional equipment! It measures your disk's performance and displays it on your screen.

This is the most comprehensive disk diagnostic program available for your TRS-80 microcomputer. You can even adjust drive alignment while watching the display!

Spot problems *before* they endanger your data! If you own a disk drive, you *need* the **Memory Minder**!

	Price #
TRS-80 Model III/4	
1 - 48 tpi Single Side (Standard)	\$79
2 - 48 tpi Double Side	\$89
3 - 96 tpi Double Side	\$129
Includes 48 tpi & 96 tpi program diskettes	
TRS-80 Model -I	
1 - 48 tpi Single Side Single Density	\$89
TRS-80 Color Computer and TDP-100	
1 - 48 tpi Single Side (Standard)	\$79
2 - 48 tpi Double Side	\$99

MM also available for other models
J & M SYSTEMS IS THE DRIVING FORCE!



J & M SYSTEMS, LTD.
15100-A CENTRAL SE
ALBUQUERQUE, NEW MEXICO 87123
505/292-4182



Rose

You've Got

TOTAL ACCESS

(specializing in TRS80 *)

TO YOUR COMPUTER HARDWARE & SOFTWARE NEEDS. CALL ROSE TODAY!

QUALITY DISK DRIVES

These drives are complete with power supply, cover and external drive connector. For TRS-80 Model I, III, 4, IBM PC and others. All drives are Double Density and step at 6ms or less. SS means single head, DS is double head. Specify white or silver color cover. Add \$5 per drive shipping unless otherwise specified. All drives have a one year warranty on parts and labor.

COMPLETE FULL SIZE 5.25" DISK DRIVES

40tk Single Side Tandon TM100-1.....	\$ 167
40tk Dual Side Tandon TM100-2.....	197
80tk Dual Side Tandon TM101-4.....	297

COMPLETE HALF-HIGH 5.25" DISK DRIVES

1ea. 40tk SS TEAC FD-55A in dual case.....	\$ 167
2ea. 40tk SS TEAC FD-55A in dual case.....	317
1ea. 40tk DS TEAC FD-55B in dual case.....	167
2ea. 40tk DS TEAC FD-55B in dual case.....	357
1ea. 80tk DS TEAC FD-55F in dual case.....	217
2ea. 80tk DS TEAC FD-55F in dual case.....	387

COMPLETE 8" DRIVES

Add \$10 shipping

2ea. SS TM848-1E's in dual case with fan...	\$ 647
2ea. DS TM848-2E's in dual case with fan...	697

BARE 5.25" & 8" DRIVES

Add \$4 shipping

40tk SS, Full Size, Tandon TM100-1.....	\$ 127
40tk DS, Full Size, Tandon TM100-2.....	167
80tk DS, Full Size, Tandon TM101-4.....	267
40tk SS, Half-High, TEAC FD55-A.....	147
40tk DS, Half-High, TEAC FD55-B.....	187
80tk DS, Half-High, TEAC FD55-F.....	237
8" SS, Thinline, Tandon TM848-1E.....	259
8" DS, Thinline, Tandon TM848-2E.....	333

TRS-80 MODEL III/4 DISK KITS

Internal drive kit complete with disk controller, power supply, mounting brackets, cables and all hardware plus step-by-step instructions. This kit contains everything you need (except the Disk Operating System, drive and a screwdriver) to convert your cassette Model III or 4 to fast reliable disk operation. Don't confuse this quality kit with the high-priced ripoffs. Thousands of satisfied customers cannot be wrong. You can join them for only.....

Add \$6 shipping per kit

Same as above with 1-40tk SS drive.....	299
Same as above with 2-40tk SS drives.....	419

TRS-80 MODEL I DOUBLE DENSITY CONTROLLERS

Add \$3 shipping

Aerocomp "DDC" Really the best by test.....	\$ 99
Aerocomp "DDC" with LDOS.....	159
Aerocomp "DDC" with NEWDOS 80 v2.0.....	179

OTHER DRIVE GOODIES

Add \$2 shipping

TRSDOS 1.3 Disk & Manual for Model III.....	\$ 24
TRSDOS 2.3 Disk & Manual for Model I.....	24
TRSDOS 6.x Disk & Manual for Model 4.....	19
LDOS for the Model I or III.....	69
NEWDOS 80 v2.0 for the Model I or III.....	99
2-drive cable for Model I/III/4.....	24
2-drive external cable for IBM PC.....	48
4-drive cable for Model I.....	34
Extender cable, 7' long.....	9
5.25" power supply & encl., white or silver.....	59
8" power supply, fan & enclosure, beige.....	149

TRS-80 SPECIAL EQUIPMENT

12" Green Phosphor Monitor.....	79
12" Amber Phosphor Monitor.....	84
16K 200 nsec RAM Guaranteed 1 year (8 chips).....	9
64K 200 nsec RAM Guaranteed 1 year (8 chips).....	34
64K RAM plus Genuine PAL for Model 4 upgrade.....	44

MEDIA & SUPPLIES

5" Diskettes SSDD, Lifetime Guar. Pk of 10.....	\$ 16
5" Diskettes DSD, Lifetime Guar. Pack of 10.....	19
5" Flipsort, holds 75 Diskettes.....	19
8" Diskettes SSDD, Lifetime Guar. Pack of 10.....	29
8" Diskettes DSD, Lifetime Guar. Pack of 10.....	34
8" Flipsort, holds 50 Diskettes.....	24
5.25" or 8" Head Cleaning Kit.....	9
Letter Size 20 lb. Tractor Paper, 2900 sheets.....	25

ROSE GETS RIGHT! NOW---ROSE'S MOD 4 CP/M \$ 69

Complete with Manual

Rose has latched onto this slick version of CP/M 2.2 that allows you to run most of your favorite CP/M programs with ease. It even lets you read and write other manufacturers' disk formats. What could be nicer? They are in stock ready for you to use and enjoy.

PRINTERS & ACCESSORIES

PROWRITER 120cps, 10" Wide Friction/Tractor.....	319
PROWRITER 2, 120cps, 15" Wide Frict/Trac.....	595
STARWRITER F10-40cps Daisy Wheel.....	895
LPRINTMASTER F10-55cps Fast Daisy Wheel.....	995
Rutishauser Bidirectional Tractor.....	150
Rutishauser Sheet Feeder, A Best One.....	495

CP/M & 80 COLUMN for your MODEL III

No need to buy a new computer when you can use the Holmes VID-80 modification and get CP/M 2.2, 64K RAM and 80 column video. This kit is easy to install and requires no soldering. Even a dolt like you can end up with a complete 64K CP/M computer with an 80 column screen that is still able to run all your existing Model III software. For the first time you will be able to use CP/M programs that normal people do, such as dBASE II and WordStar. The regular price of this kit is \$524. Now Rose will get you going for only.....

\$ 299

Add \$5 shipping

SUPER SALE

I'll ship you the Holmes deal above PLUS WordStar 3.3 installed and ready to run for only.....

\$ 399

SPECIAL SOFTWARE DEALS

Add \$4 shipping

WordStar 3.3 (Specify MM or R/S format).....	\$ 195
MailMerge, SpellStar, Starindex, all 3 for just.....	99
WordStar Professional (Above 4 Programs).....	275
DataStar Data Entry & Retrieval.....	125
ReportStar Report Generator.....	105
InfoStar Advanced DBMS (Above 2 Programs).....	195
dBASE II Complete With Disk Tutorial.....	345
Super Utility Plus 3.2 by Kim Watt.....	59
CP/M 2.2 for Model 4 by Monte Zuma.....	169
Turbo PASCAL by Bor Land. Requires CP/M.....	44
Turbo Toolbox by Bor Land.....	45
Turbo TUTOR by Bor Land.....	35
Pickles & Trout CP/M 2.2m for the Model.....	
2-12-16. Floppy Version.....	179
Same thing but the Radio Shack Hard Disk.....	219

ORDER NOW! TOLL-FREE

800-527-3582

Orders Only Please

Call in your order or write to us at the address below. Texas residents call us at 214-337-4346 and deduct \$2.00 from your order but you should remind me 'cause sometimes I forget. If you need technical information or service please call the Texas number as the Toll Free lines are just for orders only. Prices are subject to change without notice and are mail order only. I accept AMERICAN EXPRESS, MASTERCARD and VISA and I will not charge your card until I ship your goodies. You can send a check or a money order. I also accept COD orders but they require cash or a cashier's check upon delivery. If shipping charges are not shown please call for the correct amount. Add \$5.00 handling charge if your order is less than \$50.00. Shipping charges quoted in this ad are for the lower 48 states only. Orders to Canadian address add \$20.00 to pay for doing all those papers for customs. Texans add State Sales tax. No tax collected on shipments outside of Texas. Be sure you know what you are buying. SOFTWARE IS SOLD ON A REPLACEMENT BASIS ONLY - NO REFUNDS. If it is defective call us for instructions. Please order from me now—I need the money and I will not jack you around. I reserve the right to charge up to a ten percent restocking charge if you jack me around. All merchandise carries the original manufacturers' warranty and all repairs or adjustments will be made by the manufacturer or his designated representative.

NEXT DAY SHIPMENT of Goods in Stock.

TOTAL ACCESS

**P.O. Box 790276
Dallas, Texas 75379
214-337-4346**

If JCL files aren't your cup of tea, you can load Helper files automatically a second and much faster way. You can SYSGEN the system configuration in which a Helper file is currently installed. At TRSDOS Ready type in SYSGEN (YES).

```

260 IF F$="Y" OR F$="y" THEN GOSUB 1230:GOSUB 1110:GOTO 310
ELSE 305
305 IF RIGHT$(FL$,1)="" THEN AM$="C":
FL$=LEFT$(FL$,LEN(FL$)-1)
382 IF AM$="C" THEN GOSUB 1300:GOTO 370

```

Figure. Modifications to the Program Listing for JCL loading.

```

10 REM *****
20 REM *      HELPER SERVICE      *
30 REM *          BY              *
40 REM *    JOHN D. WOLFSKILL    *
50 REM *       201 PURITAN DRIVE *
60 REM *   MIDDLETOWN, RI 02840  *
70 REM *****
80 CLEAR, 547671
90 ON ERROR GOTO 1500
100 DEFINAT A-Z:DIM SR(16),AD,W,P,BC,B,C,H,L,AA,HPS(2,16),RNS(16)
110 UL$=STRING$(79,176):HPIS=STRING$(240,32):RNIS=STRING$(29,95):LW$="##":CO$=CH
RS$(14):CF$=CHR$(15):W$=CHR$(143):MS=28886:A=1:PRINT CHR$(21);
120 PR$=W$+ " EDIT "+W$+SPACE$(14)+W$+" FILE "+W$+SPACE$(14)+W$+" SELECT "+W$+SPA
CE$(15)+W$+" CONFIG "+W$:H$="HELPER"+STRING$(2,144)+"SERVICE":GR$=STRING$(33,179
)
130 REM **** VIDEO CONTROL ROUTINE : SCRN ****
140 B=&HFF2C:C=&HFF2E:H=&HFF30:L=&HFF32:AA=&HFF34:SCRN=&HFF11:ZZ=&HFF07
150 FOR AD=&HFFF1 TO &HFFF37:READ JB:POKE AD,JB:NEXT
160 DATA 58,44,255,71,58,46,255,79,58,48,255,103,58,50,255,111,58,52,255,239,34,
54,255,50,52,255,201,0,0,0,0,0,0,0,0,0,0,0,0,0,0,0,0
170 PRINT CF$:CLS:PRINT@004,CHR$(191):PRINT@870,STRING$(4,191);CHR$(23):PRINT
@724,CHR$(191);GR$:CHR$(191):PRINT@084,CHR$(191);GR$:CHR$(191);
180 N=810:PRINT@N-4,STRING$(2,191);
190 FOR DP=1 TO 15
200 FOR RD=1 TO 250:NEXT
210 PRINT@N,MID$(H$,DP,1)+CHR$(171);
220 N=N+4:NEXT
230 GOSUB 270:PRINT@1686,"CREATE NEW FILE ";INPUT F$
240 IF F$="DIR" OR F$="dir" THEN 280
250 GOSUB 270:PRINT@1684,"FILESPEC ";INPUT FL$
260 IF F$="Y" OR F$="y" THEN GOSUB 1230:GOSUB 1110:GOTO 310 ELSE 310
270 PRINT @1684.SPACE$(40):RETURN

```

Listing continued

ALPS
23 Angus Road
Warren, New Jersey 07060
201-647-7230

- Available "medium decay "European Phosphor" (the standard in Europe).
- Made with Lead/Strontium impregnated glass that stops X-ray emission.
- High-contrast double dark face glass that also cuts U.V. radiation.
- Face of tube is etched to stop glare.
- Easily installed...comes with pre-mounted hardware.
- Ideal for word processing and programming, yet fast enough for games and graphics.
- Warranted for one full year against manufacturing defects or tube failure.
- Comes with a 30 day money back guarantee.



ALSO IN GREEN



800 221-7070

800 221-7070
In New York call 212 989-6876

Please specify computer and model number when ordering. Dealer inquiries invited.

TRS-80, TeleVideo, KayPro, Heath, DEC, Zenith, IBM PC and Apple III are registered trademarks of Tandy Corp., TeleVideo Corp., NonLinear Systems, Inc., Heath Co., Digital Equipment Corp., IBM, and Apple Computer, Inc. Soft-View is a trademark of Landlev-St. Clair Instrumentation Systems, Inc.

 **Langley-St. Clair**
Instrumentation Systems, Inc.
100 W. 21st St., New York, NY 10011

Listing continued

```

280 GOSUB 270:PRINT@1684,"WHICH DRIVE";:INPUT DD
290 IF DD<0 OR DD>1 THEN GOSUB 270:GOTO 280
300 CLS:POKE AA,34:POKE B,0:POKE C,DD:CALL SCRIN:PRINT:GOTO 230
310 OPEN "I",1,FLS
320 FOR AD=1 TO 16
330 INPUT #1,HP$(1,AD),HP$(2,AD),RN$(AD),SR(AD)
340 NEXT:CLOSE 1
350 REM **** TEXT EDITOR ****
360 CLS:PRINT CFS;:PRINT@0,"";:PRINT@560,UL$;:PRINT@640,CHR$(191);" RECORD # ";
SPACES(27);"TITLE:";SPACES(33);CHR$(191);:PRINT@700,STRINGS(79,131);
370 GOSUB 820:PRINT@1760,UL$;PR$;
380 X$=INKEY$:IF X$="" THEN 380
390 IF X$="E" OR X$="e" THEN GOSUB 440
400 IF X$="C" OR X$="c" THEN GOSUB 1300:GOTO 370
410 IF X$="S" OR X$="s" THEN GOSUB 900
420 IF X$="P" OR X$="p" THEN GOSUB 1100:GOTO 370
430 GOTO 380
440 GOSUB 1210:PRINT@1840,"FWD=SHFT UP ";W$;" BACK=SHFT DWN ";W$;" TITLE=CTRL <T
> ";W$;" UPDATE=CTRL <U> ";W$;" EXIT=CTRL <E> ";:PRINT@0,CO$;
450 GOSUB 710
460 REM **** TEXT INPUT ROUTINE ****
470 X$=INKEY$
480 POKE AA,15:POKE B,4:CALL SCRIN
490 AE=PEEK(&HFF37)*80+PEEK(&HFF36)
500 IF AE>478 OR PEEK(&HFF37)>6 THEN PRINT CFS;:PRINT@0,CO$;
510 IF X$=CHR$(5) THEN GOSUB 710:GOTO 370
520 IF X$=CHR$(27) THEN A=A+1:GOSUB 700
530 IF X$=CHR$(26) THEN A=A-1:GOSUB 700
540 IF X$=CHR$(8) THEN PRINT CHR$(24);
550 IF X$=CHR$(9) THEN PRINT CHR$(25);
560 IF X$=CHR$(10) THEN PRINT CHR$(26);
570 IF X$=CHR$(11) THEN PRINT CHR$(27);
580 IF X$=CHR$(20) THEN PRINT CFS;:PRINT@608,CO$;:GOTO 610
590 IF X$=CHR$(21) THEN GOSUB 740:GOTO 370
600 IF X$="" OR X$< CHR$(32) THEN 470 ELSE PRINT X$;:GOTO 470
610 GOSUB 1210:PRINT W$;" ENTER ";W$;" when complete..";
620 REM **** TITLE INPUT ROUTINE ****
630 X$=INKEY$
640 IF POS(0)<47 OR POS(0)>77 THEN PRINT CFS;:PRINT@688,CO$;
650 IF X$=CHR$(13) THEN GOSUB 740:GOTO 370
660 IF X$=CHR$(8) THEN PRINT CHR$(24);
670 IF X$=CHR$(9) THEN PRINT CHR$(25);
680 IF X$="" OR X$< CHR$(32) THEN 630 ELSE PRINT X$;:GOTO 630
690 REM **** RECORD DISPLAY ROUTINE ****
700 IF A=17 THEN A=1 ELSE IF A<1 THEN A=16
710 PRINT@0,CFS; HP$(1,A);MID$(HP$(2,A),1,239)+CHR$(32);:PRINT@688,RN$(A);
720 PRINT CHR$(28);:PRINT@654,USING LW$;A;:RETURN
730 REM **** RECORD UPDATE ROUTINE ****

```

Listing continued

This command writes your system's current configuration to a file called CONFIG/SYS. It saves all background tasks (Helper is one) as well as all code above the HIGH\$ marker (where Helper records reside). Each time you cold start or reboot your computer, CONFIG/SYS restores the file exactly as it was the last time you used it. You don't have to reload the Basic program or install Helper records.

You should make sure the disk you SYSGEN has enough free space to hold the entire Helper file. CONFIG/SYS is an invisible system file and won't appear in your disk directory.

Using SYSGEN does have a drawback. Should you decide to load or change Helper files on a disk you've SYSGENed, press the reset button while holding down the clear key. This bypasses CONFIG/SYS so the configured Helper file (along with your system configuration) won't load. Trying to load Helper manually into a system in which it's already SYSGENed will cause a hang accompanied by a head-on system disk crash.

Routine Matters

Tables 3 and 4 describe Helper's key variables and program lines. Helper uses a machine-language background task to control display of its text records. TRSDOS 6.X's keyboard driver invokes the routine.

Address 2338, 0922 hex (hexadecimal), within the driver provides a call to a 3-byte

ACCOUNTING FOR MICROS

\$325 Set of Three

ACCOUNTING FOR MICROS is a set of integrated accounting programs which meet professional standards. They're fast and easy to use, with complete instructions. Our manual (shown above) also includes helpful information on bookkeeping and computers.

GENERAL LEDGER **\$125**
Allows up to 1,000 accounts & 1,000 transactions/month. Retains mo/end balances for Last Year, This Year and Forecast. Includes Cash Disbursements, Cash Receipts and General Journals. Reports include Balance Sheet, Income Statement, Annual Summaries and Journal Report.

ACCOUNTS RECEIVABLE **\$125**
Allows up to 2,500 customers and 1,000 invoices per month. Invoicing can access Inventory Module. Keeps customer names and addresses. Invoice prints on plain paper or any pre-printed form. Statements can be printed at any time.

INVENTORY **\$125**
Allows up to 4,000 parts. Keeps 3 month history of unit sales as well as year to date. With AR, can

be used as point of sale system (prints invoices, handles cash). Reports include Inventory Value and Stock Report, Internal and Customer Price List.

ACCOUNTS PAYABLE **\$125**
Allows up to 500 vendors and 600 invoices/mo. Records invoices and handwritten checks. Prints computer checks on any pre-printed form. Keeps vendor names and addresses.

PAYROLL **\$125**
Will handle up to 100 employees with six deductions per employee. Deductions may be determined as fixed dollar amounts or percentages, or referred to a table for automatic look-up. Tax tables are easily entered, or purchased separately.

RUN ON MOST CPM AND MSDOS

Apple CPM	IBM PC,XT,PC AT	Sanyo (all)
Columbia	Kaypro (all)	Tandy (all)
Compaq	Morrow (all)	TeleVideo
Coloma	Osborne (all)	Zenith 100 & 150
Eagle (all)	Panasonic	8" CPM
Epson QX-10	Radio Shack CPM	Other compatibles

James River Group
INCORPORATED



(612) 339-2521

\$395 Set of Four

\$465 Set of Five

DEMO DISK
\$18.00



Try all 5 programs above (GL, AR, AP, IN, PR). Order our DEMO DISK for \$18.00 (includes shipping). Condensed versions of the programs give you the "feel" of data entry and access. Includes sample reports and instructions. Specify machine.

SET OF FIVE **\$465**
SET OF FOUR **\$395**
SET OF THREE **\$325**

HOW TO ORDER: Please specify machine and disk format. You can pay by check, by VISA or MasterCard (we need your expiration date and card number), or by UPS COD (add \$2.50 COD charge). Our price includes shipping. Minnesota residents, add 6% sales tax. We ship most orders the same day.
or **ORDER BY PHONE: 612-339-2521**

125 North First Street
Minneapolis, MN 55401

FREE FREE FREE

PUBLIC DOMAIN SOFTWARE

1700 programs available for the IBM PC

Public Domain programs are available to anyone. Programmers have placed them there to be used after deciding not to go the expensive marketing route.

CATALOG (Disk #0) - This disk contains not only the latest information on all disks available - but also a search, sort and update capability. So, if you're looking for spreadsheet models, games, etc., it can quickly tell you which disks they're on. **Disk - \$7.00 each**

SPECIAL #S1 - An introductory sample of 5 selected disks plus the disk catalog all for \$35! These disks include sorted directory, games, communications, spreadsheet models, music, etc.

Interested in LISP or PROLOG? Order Disk #109.

ORDERING: Minimum order - 2 disks, except catalog

All software runs on IBM PC and compatibles. DOS 1.1, 2.0, 2.1, 3.0 or 3.1 and double-sided drives required. Programs are added monthly.

Name _____ Disk # _____
 Address _____ Special _____
 City _____ Calif. Res., Add _____
 State _____ Zip _____ 7.0% Tax _____
 Phone _____ Payment _____
 CC # _____ Enclosed _____
 Exp. Date _____ (\$30.00 Min. Credit Card Order) **NO COD's**
 Signature _____ **OR PO's**

For Traceable Shipments: UPS \$5. per 10 disks - U.S. Mail \$10. per 10 disks
 Canada & Overseas: Add \$10. Shipping

PUBLIC DOMAIN SW

3080 Olcott St. B 130, Santa Clara, CA 95054
(Phone Orders) 408-988-0230

IBM is a registered trademark of International Business Machines.

CONVERT MOD III BASIC MOD 4 IBM PC TANDY 2000

If you own a TRS-80 Mod III and have resisted upgrading to the TRS-80 Mod 4, IBM PC, or Tandy 2000 because your software would not be compatible, good news has finally arrived. EMSI offers 3 powerful utilities for converting your Mod III BASIC programs to run on any of these new machines.

The programs are menu driven, very easy to use and automatically translate 95% or more of even your largest BASIC programs in just a few minutes. They insert all required spaces between keywords, recalculate PRINT@ addresses (or replace them with LOCATES), adjust TAB addresses, correct exponentiation symbols, eliminate unnecessary spaces, remove down arrows, optionally remove REM's, and flag and list unresolved line numbers. User guides explain program operation in complete detail, offer alternatives for revising lines that need manual intervention and numerous hints for easier, more thorough conversions.

CONV3TO4 Converts TRS-80 Mod III BASIC to TRS-80 Mod 4 **\$ 49.95**

Hundreds of satisfied users. Ask to see program review (three stars) at your local Radio Shack Computer Center.

CONV3TOPC NEW! Converts TRS-80 Mod III BASIC to IBM PC* **\$139.95**

CONV3TO2000 NEW! Converts TRS-80 Mod III BASIC to Tandy 2000* **\$139.95**

*Includes convenient diskette formatter and file transfer program so that programs and files may be exchanged between machines without modems.

Diskettes and guides are packaged in deluxe three ring binders. User Guides available separately for those who want complete details before ordering entire package (\$5.00 cash or MO only, credited to subsequent package order).

TO ORDER, CALL NOW - TOLL FREE (Except NJ)
800-922-0786

NJ residents, and local dealers: 201-879-5982

EDUCATIONAL MICRO SYSTEMS, Inc.

P.O. Box 471, Chester, New Jersey 07930

DEALER INQUIRIES INVITED

Terms: VISA, Mastercard, MO, check, or COD. Orders shipped within 24 hrs. Add \$3.00 shipping/handling. Add \$1.65 for COD. Foreign or first class, add first class postage (package wt. 2 1/4 lbs.). NJ residents add 6% sales tax.

IBM Compatible (OR) WILL YOU BUY COMPATIBLE? WILL YOU PAY TOO MUCH?

SERVICE AND WARRANTY NATIONWIDE

**SAVE SALES TAX*
PLUS DISCOUNT**

*Texas Residents Add Only 4.1%

**Ask About Our
"30 Days
Buy - Back - Policy"**



SERVICE AND WARRANTY NATIONWIDE

FORT WORTH COMPUTERS

WE ARE SERIOUS ABOUT SAVING YOU MONEY

(Located 30 miles from Fort Worth)

377 PLAZA • GRANBURY • NR FORT WORTH, TEXAS 76048

CALL FREE NUMBER: 1-800-433-S-A-V-E

Monday thru Friday - 9:00 a.m. to 5:00 p.m. Texas Time

(Order Inquires/Customer Service) IN TEXAS: 817-573-4111



For
Prices
Call




TM: INTERNATIONAL BUSINESS MACHINES INC.

Mac Inker

Re-ink any fabric ribbon **AUTOMATICALLY** for less than 5¢. Extremely simple operation with built-in electric motor. We have a **MAC INKER** for any printer: cartridge/spool/harmonica/zip pack. Lubricant ink safe for dot matrix printheads. Multicolored inks, uninked cartridges available. Ask for brochure. Thousands of satisfied customers.

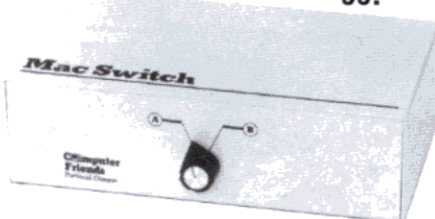
\$54.95 +



Mac Switch

Mac Switch lets you share your computer with any two peripherals (serial or parallel). Ideal for word processors—never type an address twice. Ask us for brochure with tips on how to share two peripherals (or two computers) with **MAC SWITCH**. Total satisfaction or full refund.

\$99.00



Order toll free 1-800-547-3303

Computer Friends

6415 SW Canyon Court
Suite #10
Portland, Oregon 97221
(503) 297-2321
Dealer inquiries welcome

Listing continued

```

740 PRINT CF$;:GOSUB 1210:PRINT"Updating Record .. ";A;
750 POKE B,6:POKE H,213:POKE L,240:POKE AA,15:CALL SCRIN
760 FOR WP=0 TO 239:MID$(HP$(1,A),WP+1,1)=CHR$(PEEK(&HD5F0+WP)):NEXT:WL=1
770 FOR WP=240 TO 478:MID$(HP$(2,A),WL,1)=CHR$(PEEK(&HD5F0+WP)):WL=WL+1:NEXT
780 WL=1
790 FOR AD=688 TO 716:MID$(RN$(A),WL,1)=CHR$(PEEK(&HD5F0+AD)):WL=WL+1:NEXT
800 RETURN
810 REM **** TITLE DISPLAY ROUTINE ****
820 PRINT CF$;:AL=960
830 FOR AD=1 TO 16
840 IF SR(AD)=1 THEN PRINT @AL,CHR$(143);AD;". "; ELSE PRINT@AL," ";AD;". ";

850 PRINT RN$(AD);:AL=AL+80
860 IF AD=8 THEN AL=1000
870 NEXT
880 IF FL=1 THEN FL=0:GOTO 920 ELSE RETURN
890 REM **** RECORD SELECTION ROUTINE ****
900 AD=1:GOSUB 1210:PRINT W$;" ENTER ";W$;" to Select";SPACE$(5);W$;" DOWN ARROW
";W$;" to PASS";SPACE$(3);" Memory Available = ";MS;
910 FOR AD=1 TO 16:SR(AD)=0:NEXT:FL=1:GOTO 820
920 AD=1:AL=960
930 X$=INKEY$
940 IF AD=9 THEN AL=1000
950 IF AD=16 THEN X$="":GOSUB 1210:GOSUB 1010:GOTO 370
960 IF X$=CHR$(13) THEN M=M+1:PRINT@AL, CHR$(143);:SR(AD)=1:PRINT@1909,MS-(M*400);:AD=AD+1:AL=AL+80
970 IF X$="" THEN PRINT@AL, CHR$(32);:FOR TD=1 TO 30:NEXT:PRINT@AL, CHR$(143);
980 IF X$=CHR$(10) THEN PRINT@AL,CHR$(32);:AD=AD+1:AL=AL+80:GOTO 930
990 GOTO 930
1000 REM **** <C>ONFIG RECORD CHECK ****
1010 FOR AD=1 TO 16
1020 IF SR(AD)=1 THEN 1060
1030 NEXT
1040 GOSUB 1050:RETURN
1050 GOSUB 1210:PRINT"No Records Selected..";:SOUND 5,5:CF=1:GOSUB 1210:RETURN
1060 GOSUB 1210:PRINT"INSTALL SELECTED RECORDS (Y/N) ?";
1070 X$=INKEY$:IF X$="" THEN 1070
1080 IF X$="Y" OR X$="y" THEN GOSUB 1210:PRINT PR$;:M=0:AD=0:GOSUB 820:GOTO 370
1090 IF X$="N" OR X$="n" THEN GOSUB 1100:GOTO 1160 ELSE 1070
1100 GOSUB 1210:PRINT"SAVING : ";FL$;
1110 OPEN "O",1,FL$
1120 FOR AD=1 TO 16
1130 WRITE #1, HP$(1,AD),HP$(2,AD),RN$(AD),SR(AD)
1140 NEXT:CLOSE 1:RETURN
1150 REM **** RECORD INSTALLATION ROUTINE ****
1160 GOSUB 1210:PRINT"INSTALLING RECORDS..";
1170 WP=0:FOR AD=1 TO 16
1180 IF SR(AD)=1 THEN GOSUB 1380
1190 NEXT
1200 CS=0:CST=0:GOTO 1440
1210 PRINT@1840,SPACE$(79);:PRINT@1839," ";:RETURN
1220 REM **** NEW FILE CREATOR ****
1230 FOR W=1 TO 2
1240 FOR Y=1 TO 16
1250 HP$(W,Y)=HPI$
1260 NEXT:NEXT
1270 FOR Y=1 TO 16
1280 RN$(Y)=RNI$
1290 NEXT:RETURN
1300 M=0
1310 REM **** <C>ONFIG RECORD CHECKER ****
1320 FOR AD=1 TO 16
1330 IF SR(AD)=1 THEN M=M+1
1340 NEXT
1350 IF M=0 THEN GOSUB 1050:RETURN
1360 GOTO 1160
1370 REM **** RECORD INSTALLATION ROUTINE ****
1380 START=&HBF2-(400*M):ED=START+(M*400):CTR=START
1390 PRINT@0,HP$(1,AD);HP$(2,AD);:PRINT@654,USING LW$;AD;:PRINT@688,RN$(AD);
1400 POKE B,6:POKE AA,15:POKE H,213:POKE L,240:CALL SCRIN
1410 FOR BC=0 TO 478:POKE START+WP,PEEK(&HD5F0+BC):WP=WP+1:NEXT:POKE START+WP,13
:WP=WP+1
1420 RETURN
1430 REM **** RECORD CONTROL ROUTINE ****
1440 FOR AD=&HFE24 TO &HFF10
1450 READ JB:CS=CS+JB:CST=CST+1:POKE AD,JB:NEXT
1460 DATA 58,249,8,14,1,185,194,55,254,205,78,254,205,138,254,205,120,254,201,14
,2,185,194,65,254,205,203,254,201,14,3,185,192,0,0,205,78,254,205,0,255,201
1470 DATA 17,243,251,46,0,38,0,6,1,213,62,15,239,209,18,19,44,62,80,189,194,85,2
54,46,0,62,6,188,200,36,195,85,254,0,0,0,0,0,0,0
1480 DATA 58,249,254,42,253,254,188,202,131,254,201,42,245,254,34,253,254,201
1490 DATA 62,15,6,7,14,7,239,62,15,6,4,239,229,6,3,33,0,0,62,15,239,62,10,42,253
,254,239,225,62,15,6,3,239,17,224,1,42,253,254,25,34,253,254,6,2,38,6,46,0,14,95
,85,62,80,186,200,62,15,239,44,6,2,195,189,254
1500 DATA 62,15,6,7,14,0,239,1,243,251,38,0,46,0,197,10,79,6,2,62,15,239,193,3,4
,62,80,189,194,217,254,46,0,62,6,188,200,36,195,217,254,0,0,0,0,0,0,0,0,0,0,0
,0,62,104,6,31,239,201,62,100,6,0,42,245,254,43,239,201
1510 IF CS>24490 OR CST>237 THEN GOSUB 1210:PRINT W$;"CHECKSUM ERROR.. Check
DATA Statements";W$;:SOUND 5,2:GOSUB 1210: GOTO 370
1520 HST=INT((START+655361)/256):LST=(START+655361)-(HST*256):POKE &HFEF5,LST:PO
KE &HFEF6,HST
1530 HED=INT((ED+655361)/256):LED=(ED+655361)-(HED*256):POKE &HFEF9,HED:POKE &HF
EFA,LED
1540 HCTR=INT((CTR+655361)/256):LCTR=(CTR+655361)-(HCTR*256):POKE &HFEFD,LCTR:PO
KE &HFEFE,HCTR
1550 Z=PEEK(108):POKE 108,0:CALL ZZ:POKE 108,Z:REM ** ADJUST HIGH$ MARKER **
1560 POKE 138,36:POKE 139,254:POKE 137,195:REM ** SETUP @KI TASK VECTOR **
1570 GOSUB 1210:PRINT"HELPER SERVICE .. Installed";:SOUND 7,2:CLS:PRINT CO$;:SYS
TEM
1580 REM **** ERROR HANDLER ****
1581 IF ERR=61 THEN GOSUB 270:PRINT@ 1684, "DISK SPACE FULL, INSERT NEW DISK":SO
UND 5,2:INPUT XX$:RESUME 250
1590 IF ERR=64 OR ERR=53 THEN GOSUB 270:PRINT@1684,"File not Found..":SOUND 5,2
:RESUME 250
1600 GOSUB 1210:PRINT W$;"Program Error $";ERR;"in line ";ERL;W$;:SOUND 5,2:RESU
ME 370

```

End

jump vector (@KITSK) starting at address 137, 0089 hex. @KITSK is a design feature of the TRSDOS operating system that lets you chain an independent task with the keyboard driver.

At start-up, TRSDOS puts a Z80 return code in the first @KITSK address. Calls to @KITSK send execution right back to the driver. Helper modifies @KITSK to provide a jump to its own control routine whenever the keyboard driver is active. Helper monitors key closures as the driver monitors them. For an explanation of keyboard background task interfacing and the use of TRSDOS supervisor calls, see the *Model 4 Technical Reference Manual*.

Hints and Cautions

Model 4 Scripsit 1.0.1 doesn't particularly like Helper's encroaching on its territory and tries to overwrite the message as it appears. You can fool Scripsit by pressing the break key to move the cursor to the command line. While Scripsit waits for input, Helper has free access to the display.

Applications that use double-width characters also make the Helper record double-width. The record jumps outside its normal area on a double-width screen. It's a good idea to load Helper before activating driver/filter modules that the DOS puts in high memory. This ensures that Helper or its text records won't overwrite them. Also, you can't install Helper if you have Memdisk resident in a 64K machine. ■

John D. Wolfskill, an engineering instructor at the Naval Education and Training Center in Newport, RI, has been a TRS-80 hobbyist since the early Model I days. You can write to him at 201 Puritan Drive, Middletown, RI 02840.



Circle 242 on Reader Service card.

NEW! HARD DISK FOR TANDY® 1000*

Introducing **The Rose®** by OSICOM, Inc.

\$974

**10 MB
External**

Controller, Drive in
enclosure with fan
and power supply
Cables, & Manual

\$899

**20 MB
Internal**

Controller, Drive
Cables, & Manual

**10 MB
Internal**

Controller, Drive
Cables, & Manual

**20 MB
External**

Controller, Drive
in enclosure with
fan and power supply,
Cables, & Manual

\$699

**Tape
Backup**

\$1199

\$1195

Easily user-installed—fully documented instructions.



System "boots" from hard disk without floppy diskette. Runs Lotus, DBASE II—and Tandy 1000 software. One year warranty on all equipment.

TOLL-FREE technical support hot-line.

Orders and Information Call:
1-800-922-0881 TOLL FREE
201-540-0144 IN NEW JERSEY
or Write:



18 Bank Street
Morristown, N.J.
07960



COD no Surcharge: Visa & MC 3%, Amex 5%.

* Requires Memory Expansion Board with DMA Controller (25-1004).
Tandy is a registered trademark of Tandy Corporation.

Now you and your TRS-80 can team up for **HASSLE-FREE PROGRAMMING** with LOAD 80

**UTILITIES
TUTORIALS, HOME &
HOBBY APPLICATIONS**

It's true

More TRS-80* pleasure and fewer programming headaches can be yours all year with **Load 80**.

Load 80 comes in your choice of cassette or disk, and is filled with more than a dozen "ready to run" programs listed in **80 Micro**.

It's ready

"Ready to run" means the hard work has been done ahead of time! All you do is load and enjoy. No keyboarding hassles. No debugging.

Every *Load 80* features the high-quality tutorials, utilities, games, and word-processing programs you've come to expect from *80 Micro*. It has everything you need for enjoyable, practical, easy TRS-80 computing.

A subscription to *Load 80* is more than just a wise purchase. It's an investment! You'll be building your software library for a fraction of the cost of comparable programs sold in retail stores!

FREE assistance

Should you need assistance, the technical editors at *Load 80* and *80 Micro* will be ready to lend a hand. Hassle-free programming for you and your TRS-80 can begin right now with a year's subscription to *Load 80*. Simply return the postage-paid order card next to this ad, or call **TOLL FREE 1-800-258-5473**. In NH, dial 1-924-9471.

* TRS-80 is a registered trademark of Radio Shack, a division of Tandy Corp.

Yes! Save me time and money with **LOAD 80. Send me:**

- ☐ 1 year of LOAD 80 on disk for \$199.97
- ☐ 1 year of LOAD 80 on cassette for \$99.97
- ☐ This month's LOAD 80 disk for \$21.47
- ☐ This month's LOAD 80 on cassette for only \$11.47

Prices include postage and handling. Foreign airmail please add \$1.90 per item or \$25.00 per subscription. U.S. funds drawn on U.S. banks only.

☐ Check/MO ☐ MC ☐ Visa ☐ AE

L8507

Card # _____ Exp. Date _____

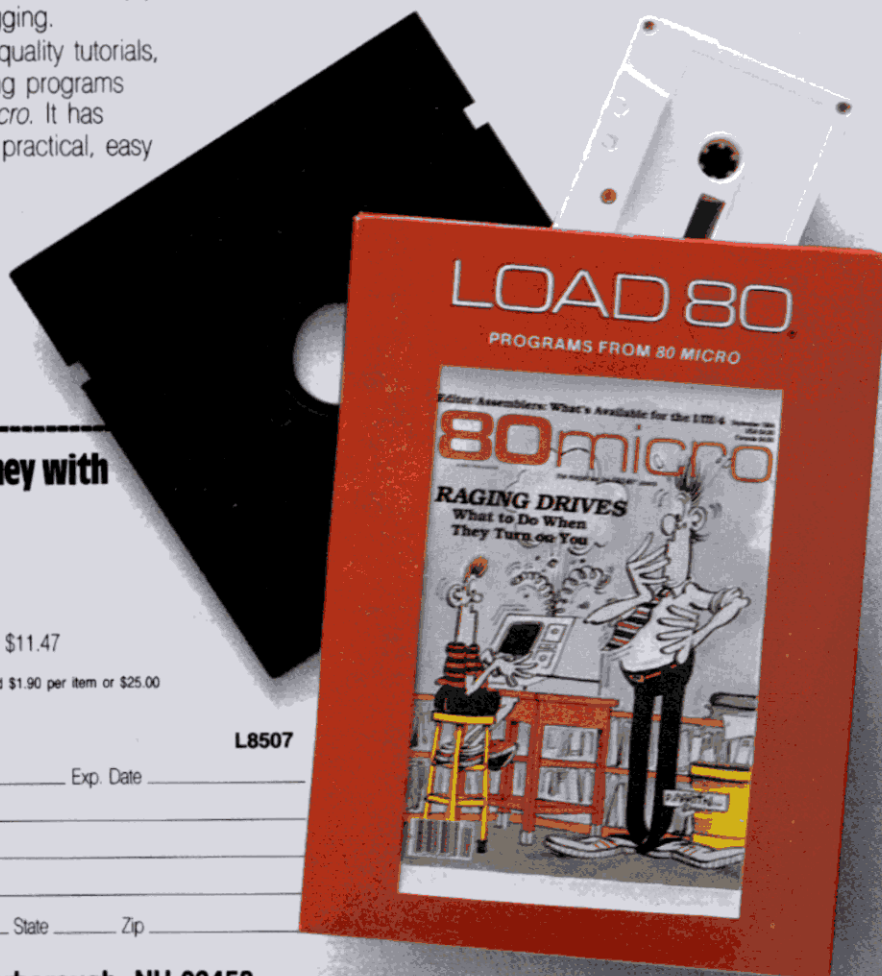
Signature _____

Name _____

Address _____

City _____ State _____ Zip _____

Load 80 • 80 Pine Street • Peterborough, NH 03458



Getting Ahead

Speed up prompt-driven Model III programs
by answering queries ahead of time.

Keyboard type-ahead is one of TRSDOS 6.X's features I like best. Once I've memorized a program's menus, prompts, and required responses, I can type them in ahead of time to speed up program execution. I find this much more satisfying than waiting for each prompt to appear on-screen.

I wish the Model III provided this feature, but it comes only with LDOS 5.1. I wrote a program, TypeAhead, that gives me type-ahead on my TRSDOS 1.3 disks (see the Program Listing). With a few changes, you can make the program run on a Model III cassette system as well (see below).

The Benefits of TypeAhead

A type-ahead feature is great because it lets you "store" data in the computer in anticipation of questions and prompts. Say, for example, you have a menu-driven data base management program. The first screen prompt looks like this:

- 1) Add entries
- 2) Search
- 3) Sort
- 4) Print

You select option 3. The second screen asks you if you want to sort by:

- 1) Name
- 2) Address
- 3) City

You choose option 1. Next, the program asks at what letter you want the sort to begin. You need only the last half of the alphabet, so you type in N and press the enter key. Then the program asks if you want the sort to include a second field. You do, so you type in 3. Finally, the sort begins.



System Requirements

Model III

TRSDOS 1.3 or Cassette Basic

Assembly language

Editor/assembler

Program Listing. TypeAhead.

```

00100 ;
00110 ; Model III Type Ahead Utility 01.00.00
00120 ; Copyright (c) 1984 By Mark D. Goodwin
00130 ;
00140 ; Disk EQUates ; Cassette EQUates
00150 ;
41FF 00160 DELAY EQU 41FFH ;DELAY EQU 41FFH
021B 00170 DSPLY EQU 021BH ;DSPLY EQU 021BH
402D 00180 EXIT EQU 402DH ;EXIT EQU 1A19H
4411 00190 HIGH EQU 4411H ;HIGH EQU 40B1H
4016 00200 KEYV EQU 4016H ;KEYV EQU 4016H
4201 00210 REPEAT EQU 4201H ;REPEAT EQU 4201H
4047 00220 RTCV EQU 4047H ;RTCV EQU 4047H
5200 00230 START EQU 5200H ;START EQU 43E9H
00240 ;CLEAR EQU 1E83H
00250 ;RSTPTR EQU 1B4DH
5200 00260 ORG START
00270 ;
00280 ; Initialization and Relocation Routine
00290 ;
5200 F3 00300 INIT DI ;Disable the interrupts
5201 2A1144 00310 LD HL,(HIGH) ;HL=High memory pointer
5204 11F453 00320 LD DE,PEND ;DE=End of program pointer
5207 B7 00330 OR A ;Figure the
5208 ED52 00340 SBC HL,DE ; relocation offset
520A EB 00350 DE,HL ;DE=Relocation offset
520B 215152 00360 LD HL,RTAB ;HL=Relocation address pointer
520E 4E 00370 LD C,(HL) ;Get the
520F 23 00380 INC HL ; relocation
5210 46 00390 LD B,(HL) ; address
5211 23 00400 INC HL ; into HL
5212 78 00410 LD A,B ;Jump if
5213 B1 00420 OR C ; it's the end
5214 2809 00430 JR Z,INIT1 ; of the table
5216 0A 00440 LD A,(BC) ;A=LSB of relocation address
5217 83 00450 ADD A,E ;Add in the offset
5218 02 00460 LD (BC),A ;Save the new LSB
5219 03 00470 INC BC ;Bump the address pointer
521A 0A 00480 LD A,(BC) ;A=MSB of relocation address
521B 8A 00490 ADC A,D ;Add in the offset
521C 02 00500 LD (BC),A ;Save the new MSB
521D 18EF 00510 JR INIT0 ;Loop
521F 2A4740 00520 LD HL,(RTCV) ;Save the old
5222 222953 00530 LD (ORTC),HL ; RTC routine's address
5225 21CA52 00540 LD HL,RTC ;Set the new
5226 00550 EQU $-2
5228 224740 00560 LD (RTCV),HL ; RTC routine's address
522B 2A1640 00570 LD HL,(KEYV) ;Save the old
522E 22D152 00580 LD (OKEY),HL ; keyboard driver address
5231 212B53 00590 LD HL,KEY ;Set the new
5232 00600 EQU $-2
5234 221640 00610 LD (KEYV),HL ; keyboard driver address
5237 21F453 00620 LD HL,PEND ;HL=Current end of program
523A ED5B1144 00630 LD DE,(HIGH) ;DE=New end of program
523E 812B01 00640 LD BC,PLEN ;BC=Program length
5241 EDB8 00650 LD DDH ;Move it to high memory
5243 ED531144 00660 LD (HIGH),DE ;Save new high memory pointer
00670 ;
00680 ; Insert the following three lines for non-disk only:
00690 ;
00700 ; LD DE,50 ;Set string
00710 ; CALL CLEAR ; string space pointers
00720 ; CALL RSTPTR ;Reset Basic pointers
00730 ;
5247 FB 00740 EI ;Enable the interrupts
5248 217B52 00750 LD HL,MESS ;Display
524B CD1B02 00760 CALL DSPLY ; a message
524E C32D40 00770 JP EXIT ;Return to TRSDOS/Basic
00780 ;
00790 ; Relocation Address Pointers Table
00800 ;
5251 2652 00810 RTAB DEFW RL00
5253 3252 00820 DEFW RL01
5255 FF52 00830 DEFW RL02

```

Listing continued

Listing continued

```

5257 0253 00840 DEFW RL03
5259 0553 00850 DEFW RL04
525B 0853 00860 DEFW RL05
525D 1253 00870 DEFW RL06
525F 1C53 00880 DEFW RL07
5261 1F53 00890 DEFW RL08
5263 2253 00900 DEFW RL09
5265 2653 00910 DEFW RL10
5267 4053 00920 DEFW RL11
5269 4653 00930 DEFW RL12
526B 5553 00940 DEFW RL13
526D 5C53 00950 DEFW RL14
526F 6453 00960 DEFW RL15
5271 6E53 00970 DEFW RL16
5273 7153 00980 DEFW RL17
5275 0D53 00990 DEFW EPTR
5277 5F53 01000 DEFW CPTR
5279 0000 01010 DEFW 0
      01020 ;
      01030 ; Sign On Message
      01040 ;
527B 1C 01050 MESS DEFB 1CH
527C 1F 01060 DEFB 1FH
527D 4D 01070 DEFB 'Model III Type Ahead Utility 01.00.00'
      6F 64 65 6C 20 49 49 49
      20 54 79 70 65 20 41 68
      65 61 64 20 55 74 69 6C
      69 74 79 20 30 31 2E 30
      30 2E 30 30
52A2 0A 01080 DEFB 10
52A3 43 01090 DEFB 'Copyright (c) 1984 By Mark D. Goodwin'
      6F 70 79 72 69 67 68 74
      20 28 63 29 20 31 39 38
      34 20 42 79 20 4D 61 72
      6B 20 44 2E 20 47 6F 6F
      64 77 69 6E
52C8 0A 01100 DEFB 10
52C9 0D 01110 DEFB 13
      01120 ;
      01130 ; New Real-Time Clock Routine
      01140 ;
52CA 3E00 01150 RTC LD A,0 ;A=Buffer length
52CB 01160 KLEN EQU $-1 ;$-1
52CC FE00 01170 CP 128 ;Jump if
52CE 2858 01180 JR 2,RTC4 ; it's full
52D0 CD0000 01190 CALL 0 ;Scan the keyboard
52D1 01200 OKEY EQU $-2
52D3 F5 01210 PUSH AF ;Save the key
52D4 2A0142 01220 LD HL,(REPEAT) ;HL=Number of repeats
52D7 7C 01230 LD A,H ;Jump if
52D8 B5 01240 OR L ; it isn't
52D9 201A 01250 JR NZ,RTC1 ; a new delay
52DB 2AFF41 01260 LD HL,(DELAY) ;HL=Delay count
52DE 11F00 01270 LD DE,31 ;Jump if
52E1 ED52 01280 SBC HL,DE ; it's already
52E3 3810 01290 JR C,RTC1 ; been set
52E5 119700 01300 LD DE,97H ;Is it a
52E8 ED52 01310 SBC HL,DE ; new key?
52EA 210300 01320 LD HL,3 ;HL=Same key delay count
52ED 3803 01330 JR C,RTC0 ;Jump if same key
52EF 211400 01340 LD HL,20 ;HL=New key delay count
52F2 22FF41 01350 RTC0 LD (DELAY),HL ;Save the delay count
52F5 F1 01360 RTC1 POP AF ;Restore the key
52F6 B7 01370 OR A ;Jump if
52F7 282F 01380 JR 2,RTC4 ; no key pressed
52F9 FE01 01390 CP 1 ;Jump if it
52FB 200F 01400 JR NZ,RTC2 ; isn't BREAK
52FD AF 01410 XOR A ;Zero the
52FE 32CB52 01420 LD (KLEN),A ; buffer length
52FF 01430 RL02 EQU $-2 ;Reset
5301 217553 01440 LD HL,KBUF ; the buffer
5302 01450 RL03 EQU $-2 ; pointers
5304 225F53 01460 LD (CPTR),HL ; pointers
5305 01470 RL04 EQU $-2 ; pointers
5307 220D53 01480 LD (EPTR),HL ; pointers
5308 01490 RL05 EQU $-2 ; pointers
530A 3E01 01500 LD A,1 ;A=BREAK value
530C 217553 01510 RTC2 LD HL,KBUF ;HL=Next location pointer
530D 01520 EPTR EQU $-2
530F 77 01530 LD (HL),A ;Save the key
5310 23 01540 INC HL ;Bump the pointer
5311 11F553 01550 LD DE,KBUF+128 ;DE=End of buffer pointer
5312 01560 RL06 EQU $-2
5314 EB 01570 EX DE,HL ;Swap the pointers
5315 B7 01580 OR A ;Wrap around
5316 ED52 01590 SBC HL,DE ; the buffer?
5318 EB 01600 EX DE,HL ;Swap the pointers
5319 2003 01610 JR NZ,RTC3 ;Jump if no wrap around
531B 217553 01620 LD HL,KBUF ;HL=New pointer
531C 01630 RL07 EQU $-2
531E 220D53 01640 RTC3 LD (EPTR),HL ;Save the pointer
531F 01650 RL08 EQU $-2
5321 3ACB52 01660 LD A,(KLEN) ;A=Buffer length
5322 01670 RL09 EQU $-2
5324 3C 01680 INC A ;Bump it
5325 32CB52 01690 LD (KLEN),A ;Save it
5326 01700 RL10 EQU $-2
5328 C30000 01710 RTC4 JP 0 ;Go to old RTC routine
5329 01720 ORTC EQU $-2
      01730 ;
      01740 ; New Keyboard Driver Routine
      01750 ;
532B F3 01760 KEY DI ;Disable the interrupts
532C 210E00 01770 LD HL,14 ;Figure the

```

Listing continued

If your system had a type-ahead buffer, you could load the data base manager and type in 3, 1, N, press the enter key, and type in 3. As the program encountered each question, it would automatically find the answers waiting for it. You could perform another task or sit back and wait for the finished sort, which is a lot less frustrating than waiting for the computer to ask questions you know by heart.

Assembling and Using TypeAhead

You can easily assemble TypeAhead with any EDTASM-compatible editor/assembler. Disk system owners should type in the source code exactly as it appears in the Listing. Cassette owners must make the following changes: In lines 130-250 use cassette equates instead of disk equates, and enter lines 700-730 as standard source code, not as comments.

Because TypeAhead initializes and relocates itself automatically, running the program is easy. Disk system owners can execute TypeAhead like any other /CMD file. Cassette users can execute TypeAhead using the Basic System command.

Once you load TypeAhead in memory, it becomes a resident system program. Everything you do after that gives you the type-ahead feature, even if you enter Basic. You can only break out of it by resetting the computer.

How TypeAhead Works

I've fully commented TypeAhead's source code, so you don't really need a line-by-line description. However, I'll mention some of TypeAhead's highlights.

After you load TypeAhead, it executes its initialization and relocation routine. It relocates itself by adjusting any memory-dependent addresses and moving the program to protected high memory. Before moving to high memory, TypeAhead links with the Basic ROM's real-time clock and keyboard driver vectors, thereby gaining full control over the real-time clock interrupt and keyboard routines.

Once TypeAhead sets itself up, all real-time clock interrupts pass control to TypeAhead's real-time clock routine. This routine handles all keyboard scanning. Whenever a real-time clock interrupt occurs, the clock routine scans the keyboard to see if you're pressing a key. If you are, the routine puts the key's value in a high memory buffer.

Because real-time clock interrupts occur 30 times a second, you're limited to a maximum typing speed of 30 characters a second. Also, TypeAhead provides only 128 characters of buffer space. Whenever the buffer becomes full, TypeAhead stops scanning the keyboard. When buffer space again becomes available, TypeAhead resumes the keyboard scan.

TypeAhead's keyboard driver extracts buffered keys and returns them to the

Listing continued.

```

532F 39      01780      ADD      HL,SP      ; return address pointer
5330 7E      01790      LD       A,(HL)      ;A=LSB of return address
5331 FE9E     01800      CP       9EH      ;Jump if called
5333 2804     01810      JR       Z,KEY0     ; from 1D9EH possible
5335 FE21     01820      CP       21H      ;Jump if not
5337 281B     01830      JR       NZ,KEY1    ; called from 1D21H
5339 23      01840 KEY0  INC       HL      ;Bump the pointer
533A 7E      01850      LD       A,(HL)      ;A=MSB of return address
533B FEDD     01860      CP       1DH      ;Jump if not called
533D 2815     01870      JR       NZ,KEY1    ; from 1D21H or 1D9EH
533F 3ACB52   01880      LD       A,(KLEN)   ;A=Buffer length
5340          01890 RL11  EQU      $-2
5342 B7      01900      OR       A      ;Jump if
5343 282E     01910      JR       Z,KEY3     ; buffer empty
5345 2A5F53   01920      LD       HL,(CPTR)   ;HL=Character pointer
5346          01930 RL12  EQU      $-2
5348 7E      01940      LD       A,(HL)      ;A=Key value
5349 FE01     01950      CP       1      ;Jump if
534B 2807     01960      JR       Z,KEY1     ; it's a BREAK
534D FE60     01970      CP       60H      ;Jump if
534F 2803     01980      JR       Z,KEY1     ; it's a SHIFT @
5351 AF       01990      XOR      A      ;Flag no key
5352 181F     02000      JR       KEY3     ;Jump
5354 3ACB52   02010 KEY1  LD       A,(KLEN)   ;A=Buffer length
5355          02020 RL13  EQU      $-2
5357 B7      02030      OR       A      ;Jump if
5358 2819     02040      JR       Z,KEY3     ; buffer empty
535A 3D       02050      DEC      A      ;Dec the length
535B 32CB52   02060      LD       (KLEN),A   ;Save it
535C          02070 RL14  EQU      $-2
535E 217553   02080      LD       HL,KBUF     ;HL=Character pointer
535F          02090 CPTR  EQU      $-2
5361 7E      02100      LD       A,(HL)      ;A=Key value
5362 23      02110      INC      HL      ;Bump pointer
5363 11F553   02120      LD       DE,KBUF+128 ;DE=End of buffer pointer
5364          02130 RL15  EQU      $-2
5366 EB       02140      EX       DE,HL     ;Swap the pointers
5367 B7      02150      OR       A      ;Wrap around
5368 ED52     02160      SBC      HL,DE     ; the buffer?
536A EB       02170      EX       DE,HL     ;Swap the pointers
536B 2803     02180      JR       NZ,KEY2    ;Jump if no wrap around
536D 217553   02190      LD       HL,KBUF     ;HL=New pointer
536E          02200 RL16  EQU      $-2
5370 225F53   02210 KEY2  LD       (CPTR),HL ;Save the pointer
5371          02220 RL17  EQU      $-2
5373 FB       02230 KEY3  EI       ;Enable the interrupts
5374 C9       02240      RET      ;Return
          02250 ;
          02260 ; Type Ahead Buffer
          02270 ;
0080          02280 KBUF  DEFS     128
53F4          02290 PEND  EQU      $-1
012B          02300 PLEN  EQU      PEND-RTC+1
5200          02310      END      INIT

```

End

ROM. Whenever the program calls the keyboard driver, it checks the calling routine's return address. If the routine is the Basic interpreter loop, TypeAhead only returns buffered break and SHIFT@ values. Whenever the Basic interpreter loop isn't the calling routine, TypeAhead releases any buffered key value.

An Additional Feature

Besides providing the type-ahead feature, my program adds an auto-repeat function to the Basic INKEY string. It enables this feature by releasing only buffered break and SHIFT@ values. One application for this utility is in games where you use the arrow keys to move an object across the screen. With normal INKEY\$, you have to tap the key repeatedly to move the object. My program eliminates the tapping. You just press the key, and the character moves until you lift your finger.

However, if you run a program that has an INKEY\$ command that requires an alphanumeric response, be sure you don't press the key too long. You could end up storing responses in the buffer, and the next INKEY\$ in the program reads the buffer for its response. Thus, you could accidentally answer future prompts incor-

rectly. But, as long as you don't have lead fingers, this shouldn't be a problem.

TypeAhead's Limitations

Because I designed TypeAhead around the Model III ROM, it works fine with Basic. Regrettably, it might not work with all machine-language programs. TypeAhead should work with any machine-language program that recognizes high memory and performs keyboard input through Model III ROM routines. The only way to find out if TypeAhead works with a particular program is to try it. Simply put, it will either work or crash the system.

Also, TypeAhead scans the keyboard only during real-time clock interrupts, so you'll probably lose characters any time you disable interrupts or make disk or cassette input/output. Instructing the computer to RUN APROGRAM/BAS while you're still loading Basic, for example, results in lost characters and a syntax error.

If you keep TypeAhead's limitations in mind, I think you'll find the program a welcome addition to TRSDOS 1.3 or Model III Cassette Basic. ■

Write to Mark D. Goodwin at HCR 79, Box 103, Orland, ME 04472.

The Master Handicapper™

Series by Professor Jones



EVALUATES FROM RACING FORM!

Age 5 Consistency 15 Speed 10
Class 15 Jockey 15 Workouts 0
Condition 10 Trainer 15 Time of Year 0
Earnings 5 Post 10 Consistency 5
100% Is Everything OK (Y/N)

PROGRAM

GLD. Thoroughbred "Gold" Edition™

A "Full" featured thoroughbred analysis designed for the professional and serious novice. **\$159.95 complete**

EGLD. Enhanced "Gold" Edition™

"Gold" Edition with complete Master Bettor™ system integrated onto the same disk. This powerful program will transfer all horses and scores to the bet analysis with a "single keystroke".

(Master Bettor™ included) **\$199.95 complete**

GLTD. Limited "Gold"™

Enables Professional Handicappers to assign specific values to the racing variables "they" feel are important.

PROFESSIONAL HANDICAPPING SYSTEMS

Age 5 Consistency 15 Speed 10
Class 15 Jockey 15 Workouts 0
Condition 10 Trainer 15 Time of Year 0
Earnings 5 Post 10 Consistency 5
100% Is Everything OK (Y/N)

Create program weight based on a particular track and fine tune it for maximum win percentage. This program is designed for "ease of use". The user needs no programming experience.

(contains integrated Bettor™) **\$299.95 complete**

GD. Gold Dog Analysis™

The only professional dog handicapper on the market. includes

- 1) Speed
- 2) Post Today
- 3) Kennel
- 4) Post Last
- 5) Distance
- 6) Condition
- 7) Running Style
- 8) Weight
- 9) All new internal weighting
- 10) NEW class indicator

If you are near a greyhound track, you can't afford not to use this program.

(with integrated Master Bettor™) **\$149.95 complete**

Limited Dog™ \$299.95

MHH. Master Harness Handicapper™

Professional software designed to provide a thorough analysis of all trotter and pacer races in North America and Canada. Features:

Class	Post Positions	Time Finish
Driver	Track Conditions	Time Last Quarter
Days Since Last	Trainer	Track Rating
Gender	Time 1/4	Temp Allowance

\$159.95 complete w/integrated Master Bettor™ **\$199.95**

PPX. Professor Jones' Football Predictor, Prof. Pix™

Complete Football Analysis with Data-Base.

- 1) Overlays
- 2) Point Spreads
- 3) "Super Plays"
- 4) "Over/Under" bets
- 5) Data Base Stats
- 6) Holds "100" teams

Highest percentage of winners 1983 **\$39.95 complete**

\$99.95 with Data Base Management

NBA. Basketball™

This data base managed analysis will provide the user with "ALL" betting situations while storing relevant information on the disk.

\$99.95 complete w/Manual **\$129.95 NBA/College Version**

LOT. LOTTERY ANALYSIS™

Statistical comparison program designed to detect subtle patterns in winning lottery numbers.

\$79.95 complete w/Manual **\$99.95 with Lotto**

BROCHURE AVAILABLE

Send check / money order / VISA / Mastercharge (Include expiration date) to:



TELEPHONE
(208) 342-6939

Prof. Jones
1940 W. State St.
Boise, ID 83702



TERMS: FREE SHIPPING ALL SOFTWARE. Add \$6.00 hardware / \$6.00 C.O.D. / UPS Blue \$6.00 / Out of Country \$9.00 / ID Residents 4% / 3 weeks personal checks / Cash price only, add 2% Visa, MC / Prices subject to change.

IBM, APPLE, TRS-80,
C-64 AND OTHERS

\$777

NEW!

Comes complete with cable
and choice of software driver*
(CPM, LDOS, TRSDOS)

5 MEG HARD DRIVE

10 Megabyte Hard Drive.....	\$899
15 Megabyte Hard Drive.....	1095
30 Megabyte Hard Drive.....	1495

SYSTEM FEATURES

- For TRS-80 Model 3-4-4P
- One Year Parts & Labor Warranty
- Size Rated After Format
- Continuous Duty Power Supply
- Error Checking & Correcting
- Continuous Duty Fan
- Size 11.5" x 12.5" x 5.0"
- All Contacts Gold Plated

*Model 3 requires LDOS

Model 4 requires TRSDOS 6.2 or Montezuma Micro CP/M 2.2

There are firms which offer benefits, experience or products seemingly too good to be true. Now why would you want to expose yourself to unhappiness when Aerocomp has a proven record of thousands of happy, satisfied TRS-80 customers. Just take a minute to look through back issues of this magazine. You won't find many companies that have been around as long as Aerocomp. We fully support TRS-80 computers and most all operating systems including CP/M 2.2. Aerocomp leads the way to low hard disk prices so you can afford to enjoy the benefits of increased storage and faster disk I/O. These units are precision engineered, tested and delivered complete and ready to use, right from our stock. Each unit is guaranteed for one year parts and labor. You can count on us to be here if you should ever need us. As always, your satisfaction is assured with our 14 day free trial offer. If, for some reason, you are dissatisfied with our drive merely return it for a full refund (less shipping). How can you go wrong? Specify the software driver of your choice and start enjoying your computer's real capability. Do it today! Call our toll-free number now!

See opposite page ▶▶▶▶▶

MODEL I DOUBLE DENSITY BOARD


Add 80% more capacity to your disk system with the Double Density Controller (DDC) from Aerocomp.

The Story

Some products have what it takes to seem to last forever. Our "DDC" is one of those products. What it does is allow you to operate your TRS-80 Model I disk system in double density. In this case double density means almost doubling the storage capacity of your diskettes. Single density, that's the way Radio Shack designed your Model I expansion interface, organizes your disk into 10 sectors per track. Each sector contains 256 bytes of data for a total storage capacity of 2,560 bytes or 2.5K per track times the number of tracks your drive is capable of addressing. Double density, on the other hand, writes 18 sectors per track each containing 256 bytes for a total of 4,608 bytes or 4.5K. That is 80% more data in the same space. Why didn't Radio Shack do that in the beginning, you ask? Well it costs money to do double density because it is more difficult to do than single density and the data is harder to capture reliably. That means more cost and the Model I was meant to be a low-cost computer for the masses. Therefore, no double density for the original Model I.

The Facts

Other companies introduced double density controllers for the Model I but they were not so good. We waited and waited but, even new models failed to correct problems with data separation that kept cropping up. So we went to work and came up with a new design to cure the old problem. At last! A double density controller for the Model I with a higher probability of data recovery than with any other double density controller on the market then or since. Our analog design phase lock loop data separator has a wider capture window than the digital types the others use. This allows high resolution data centering. Our "DDC" analog circuit allows infinitely variable tuning. The attack and settling times are optimum for 5.25" diskettes. The oft-stated fears of adjustment problems rumored by digital dilettantes have been proved groundless by thousands of satisfied users the world over. The bottom line here is state-of-the-art performance and reliability.



Copyright 1985

ORDER YOURS TODAY

TRS-80 Model I disk system owners who are ready for reliable double density operation will get 80% more storage per diskette; single and double density data separation with far fewer disk I/O errors; single density compatibility; simple plug-in operation. You will need a disk operating system that has the necessary double density software. All the popular DOS's (except TRSDOS) have the drivers. We have put together two special packages in the event you don't already have one of the more popular DOS's.

Please add \$4 handling & shipping

"DDC" by itself.....	\$ 99
"DDC" and LDOS	159
"DDC" and NEWDOS 80 2.0	179

- ☞ 40 Track
- ☞ 80 Track
- ☞ Single Head
- ☞ Dual Head
- ☞ Bare
- ☞ Complete
- ☞ Full Size
- ☞ Half Size

DISK DRIVES

Aerocomp leads the way to the BEST value in disk drives and related peripheral products on the market today. Sound engineering, high performance, quality construction, no-risk free trial, outstanding warranty service and a reputation for doing the right thing make your decision to buy Aerocomp the correct one. Please look over our offerings and make your selection. When you have made your choice call our toll-free number and place your order. If you need assistance in making your selection, please call our information number. It's listed in the box at the bottom of this ad along with the technical assistance number for those of you who want to get right to the nitty-gritty. Thanks, we all appreciate your business and will continue to do our very best to support you.

BARE DRIVES Add \$4 S&H

These drives are completely burned-in and tested for your ultimate satisfaction. Add that extra drive today! These are new factory drives. No blemes, seconds or closeouts. Instruction manual included at no extra cost. Service manuals are available. See "Miscellaneous Goodies" for info.

40tk SS full size Tandon TM100-1	\$129
40tk DS full size Tandon TM100-2	169
40tk SS half high TEAC FD55-A	129
40tk DS half high TEAC FD55-B	169
80tk DS full size Tandon TM101-4	289
80tk DS half high TEAC FD55-F	239
8" SS Thinline Tandon TM848-1E	260
8" DS Thinline Tandon TM848-2E	335

8" FLOPPY DRIVES Add \$12 S&H

These 8" Thinline drives work with the Model 2 and 16 plus others that use standard drives. The rugged all-steel cabinet has an extra heavy duty power supply rated for continuous operation. A removable air filter allows only clean air to circulate. Cabinets with single drives are supplied with a blank panel to cover the unused space. A second drive can be added at any time. Service manuals are available. See "Miscellaneous Goodies" for info.

1-8" SS Tandon TM848-1E & case	\$389
2-8" SS Tandon TM848-1E's & case	649
1-8" DS Tandon TM848-1E & case	439
2-8" DS Tandon TM848-2E's & case	699

MISCELLANEOUS GOODIES \$2 S&H

Model 1 TRSDOS 2.3 disk & manual	\$25
Model 3 TRSDOS 1.3 disk & manual	25
Model 4 TRSDOS 6.2x disk & manual	20
LDOS (specify Model I or III)	69
NEWDOS 80 v2.0 (specify Model I or III)	99
Montezuma Micro Model 4 CP/M 2.2	169
Tandon TM100-1/2 Service Manual	20
Tandon TM848-1/2 Service Manual	20
TEAC FD55A/B/F Service Manual	20
10 SSD disks in library box, Lifetime Guar.	16
10 SSD disks in library box, Lifetime Guar.	19
5.25" drive power supply & enclosure	59
8" drive pwr sply & encl w/fan 5V-24V	150
5.25" 1-drive cable, a nice length	19
5.25" 2-drive cable, a 44 inch	24
5.25" 3-drive cable, just the right size	29
5.25" 4-drive cable, the top dog	34
5.25" Extender cable with gold contacts	10

COMPLETE DRIVES Add \$6 S&H

Fits TRS-80 Models 1,3,4 and the Color Computer plus the others that use standard drives. The drive of your choice is mounted in a sturdy, all-steel cabinet. An external gold plated drive connector allows cabling without disassembly of the cabinet. Half-high drives come in a full-size cabinet that will hold and power our half-high drives. Single drives have a panel covering the unused space allowing a second drive to be added at any time. All are shipped fully assembled ready to use. Specify silver or white enclosure.

40tk Single Side full size (TM100-1)	\$169
40tk Double Side full size (TM100-2)	199
80tk DS full size (TM101-4)	299
1-40tk SS half-high FD-55A in dual case	169
2-40tk SS half-high FD-55A's in dual case	319
1-40tk DS half-high FD-55B in dual case	199
2-40tk DS half-high FD-55B's in dual case	359
1-80tk DS half-high FD-55F in dual case	219
2-80tk DS half-high FD-55F's in dual case	389

FREE TRIAL OFFER

Use your Aerocomp hardware product for up to 14 days. If you are not satisfied for ANY REASON (except misuse, damage or improper handling), return it (insured) in the original shipping container for a full purchase price refund, less shipping. Sorry, this offer does not apply to software. Defective software will be replaced. Any hardware/software specials will be prorated and the software will be charged at the regular unbundled price. We have confidence in our products and we know you will be satisfied.

WARRANTY

We offer a one year warranty on parts and labor against defects in materials and workmanship. In the event service becomes necessary for any reason you will find our service department fast, friendly and cooperative. We want to keep you happy. Out of warranty repairs are also available.

100% BURN-IN and TEST

All our products are burned-in and fully tested prior to shipment. We want you to receive an item ready-to-go. AEROCOMP means reliability!

ORDER NOW!

Call our toll-free number service and place your order. Have your American Express, Mastercharge or Visa number ready. We will not charge your card until the day we ship your order. You may order by mail using your credit card, check or money order. Personal and company checks are welcome and cause no shipping delay as long as they are bank printed and the signature exactly agrees with the name printed on the check. We will ship surface COD with no deposit but all COD's require cash or a cashier's check on delivery. Texas residents add 6% State Sales Tax. No tax collected on out of state shipments. Canadian addresses add \$20 to your order if over \$550 for customs documentation.

TRS-80 Model III & 4 DISK CONTROLLER and DRIVE KITS

Convert your cassette Model III or 4 to disk operation with one of our complete kits. You receive our own advanced disk controller board with gold plated edge contacts capable of 4-drive operation; our own power supply; plated steel mounting towers complete with RFI shield plus all the cables and hardware necessary. Detailed instructions are included. All you need is a screwdriver and a pair of pliers. System kits come with 40 track single-side drives or just order the basic kit and pick the drives you want from the selection in the next column.

CONTROLLER KIT\$ 199

(Everything you need - less drives/DOS)

1 DRIVE SYSTEM.....319

2 DRIVE SYSTEM.....439

Add \$6 S&H

MOUNTING KIT &

POWER SUPPLY.....95

Add \$6 S&H

CONTROLLER BRD. ONLY..110

RS-232 BOARD & KIT69

Add \$4 S&H

OUR FAMOUS MODEL I STARTER PACKAGE

If you have a Model I and an Expansion Interface this is what you need to get started with disks. Included is one 40 track single-side disk drive complete with matching silver case and power supply, a 2-drive cable, a TRSDOS 2.3 disk operating system and TRSDOS manual plus all insurance and delivery charges to your door (lower 48 states).

Yours for only **\$ 199**

You can add our renown "DDC" double density controller to either the Radio Shack or the LNW Expansion Interface for 80% more storage capacity on your drive. Order it at the same time as our starter package above and we'll pay the shipping. Go ahead, you deserve increased density. See the opposite page for the latest technical details.

\$ 99

CALL TOLL-FREE

800-527-3582 USA
800-442-1310 TEXAS

For inquiries or information
or to check on or change an order
call 214-339-8324

AEROCOMP
Redbird Airport, Bldg. 8
P.O. Box 24829
Dallas, TX 75224

Called 6/13/85

Made-To-Order Sorts

Writing a customized Basic sort
is as easy as answering a few prompts.

When it comes to writing sorts, once is not enough. You can easily write a quick Basic sort when you need one in a specific instance, but that takes care of only one case. Alternatively, you could write a general sort and store it on disk, but the conditions of a sort change: One day you might want records sorted from highest to lowest; the next day, from lowest to highest. Sometimes your records have three fields, sometimes six. While re-writing a sort program isn't hard, it's mindless busywork, and it often takes you longer to debug a sort than to write it.

My sort generator, *Sorter*, eliminates the busywork. It produces custom multi-dimensional sort programs for sequential files. All you have to do is answer a few prompts and *Sorter* writes a sort program to disk. You can use the sort directly or merge it with another Basic program.

Ordering Up Your Sort

To generate a sort, type in *Sorter* (see Program Listing 1), save it to disk, and run it. Your responses to 10 prompts determine the resulting sort's nature. The Photo shows a sample run; I'll explain each prompt briefly:

Enter A for alpha seq. N for numeric sequence?

If you type in A, *Sorter* sorts according to each piece of data's leftmost character. For example, *Sorter* would order the machine parts widgeit, screw, and bolt this way:

bolt
screw
widgeit

If you type in N, *Sorter* right-justifies data before sorting it. This is necessary to produce a proper sort on numeric data. For instance, say you want to sort two pieces of data, 33 and 325. If the sort pro-

GENERATE SORT

```
ENTER A FOR ALPHA SEQ, N FOR NUMERIC SEQ ? A
FOR DESCENDING SEQUENCE ENTER D ?
ENTER NUMBER OF FIELDS ? 5
ENTER MAXIMUM NUMBER OF RECORDS IN FILE ? 1000
DIM CND REQUIRES 15069 BYTES LEAVING 19068 FOR SORT CLEAR ON
IF GARBAGE COLLECTION ELIMINATOR REQUIRED ENTER Y ? N
ENTER KEY FIELD POSITION ? 3
ENTER MAX CHAR IN KEY ? 10
ENTER INPUT FILE NAME ? INFILE
ENTER OUTPUT FILE NAME ? OUTFILE
ENTER SORT NAME ? SORT1/BAS
PRESS ENTER TO WRITE SORT ON DISK
```

Photo. A sample run of Program Listing 1.

gram left-justified the data, the final sort would appear as:

325
33

which is incorrect. By right-justifying the data in a numeric sort, the program gives you the proper numeric sequence:

33
325

For descending sequence enter D?

If you type in D, the program sorts a file from Z to A and from highest to lowest number. Otherwise, *Sorter* produces output in ascending order, from lowest to highest number and from A to Z.

Enter number of fields?

Type in the number of fields that make up a single data base record. For example,

a data base comprising a date, a part number, quantity on hand, and quantity on order has four fields. Date is field 1, Part Number is field 2, and so on.

Enter maximum number of records in file?

This number need not be an accurate count as long as it's equal to or greater than the number of records in the file. The program uses this number to dimension the sort program's arrays and allocate memory. After you answer this prompt, the sort generator calculates and displays the amount of memory available for storing input data.

If garbage collection eliminator required enter Y?

Answering Y invokes a routine that circumvents the computer's garbage collection process, which Thomas Egarter explained in "Quit Stalling" (November 1984, p. 86). I usually try to run a sort without the routine, as it increases input time slightly. However, if you're low on available memory or your computer stalls during the input phase, you'll want to rebuild your sort with the garbage collection eliminator invoked.

Enter key field position?

Your response to this prompt determines the field by which you want to sort. In the sample record above, you'd type in 2 if you wanted to sort by part number, since Part Number is the second field.

Enter maximum characters in key (field)?

The sort treats all key fields as strings, and it fixes the field's length at the number of characters you specify here. The number must be equal to or greater than the maximum number of characters in the key field.

Enter input file name?

Type in the name of the file you want to sort.



System Requirements

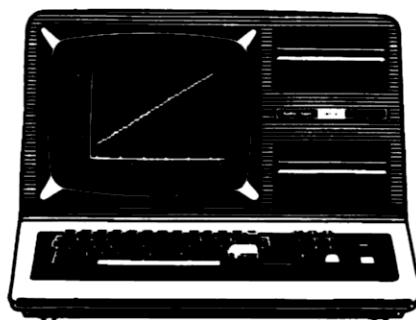
Models I, III, 4, 1000, and 1200

Disk Basic
32K RAM


NOCONA

ELECTRONICS


MODEL 4



MODEL 6000



MODEL 12



256K MOD 2000 W/MONO MONITOR ...	1319.00	CGP 220 PRINTER	499.00
256K MOD 2000 W/COLOR MONITOR...	1649.00	DMP 105 PRINTER	145.00
256K MOD 1200 HD 1 DR.	1499.00	DMP 120 PRINTER	249.00
128K MOD 1000 W/MONO 2 DR.	1049.00	DMP 430 PRINTER	585.00
128K MOD 1000 W/COLOR 2 DR.	1309.00	DMP 2100P PRINTER	1309.00
24K MOD 100 PORT	399.00	DWP 220 PRINTER	429.00
24K MOD 200 PORT	769.00	DWP 510 PRINTER	999.00
64K MOD 4 2DR.	935.00	TRACTOR DWP 220	99.00
64K MODEL 4P 2DR.	935.00	TRACTOR DWP 11/510	159.00
512K MOD 6000 2DR.	3099.00	TRACTOR FEED DMP2100P	115.00
80K MOD 12 2DR.	1199.00	PARALLEL PRINTER SWITCH	96.00
15 MEG HARD DISK	1329.00	PARALLEL PRINTER CONTROLLER	179.00
35 MEG HARD DISK	2059.00	70 MEG HARD DISK	2949.00
NEW DMP 2200 PRINTER		1149.00	

100% RS COMPONENTS NO FOREIGN DRIVES OR MEMORY FULL WARRANTY

ALL RS SOFTWARE 20% OFF CATALOG PRICE

CASHIERS CHECK OR MONEY ORDER MUST ACCOMPANY ALL ORDERS

(817) 825-4027

NOCONA ELECTRONICS • BOX 593 • NOCONA, TX 76255

Line	Description
20	Sets M to available memory limit.
30	Dimensions array and goes to subroutine to fill array with sort program lines.
60	Strips trailing comma or semicolon from input and print commands in generated sort.
70	Modifies L\$(7) from right- to left-justify for alpha sequence.
80	Changes S\$(4) from > to < for descending sequence.
90	Sets the number of fields within a record (F), the maximum number of records in the file (N), and calculates the amount of memory the resulting DIM instructions will require (A).
100	Sets M to a maximum of 32000 which the sort's Clear command uses.
120	Modifies L\$(7) by removing GOSUB30 and GOSUB40 to bypass garbage-collector elimination instructions.
130	Sets up L\$(1) with the Clear command using M as the number of bytes available to clear, and sets DL with the maximum number of records to read using F from line 80.
140-170	Sets up files and fields.
180	TSS\$ is a temporary storage area that the sort program uses. The length is set to the maximum length of the sort key plus four characters for the tag.
190	Sets up the sort program's DIM command line for record fields to the maximum record count specified.
200	If the key field (KF) is the first field, the generated sort doesn't use L\$(6) and L\$(13) and the program skips to line 220.
210-230	Makes the generated sort input and print fields that fall before and after the key.
240	Sets the sort program's name (OL\$).
270-330	Writes the generated sort to disk.
350-680	The lines of the generated sort in Basic. The generator modifies them according to prompted input.
360-370	Part of the garbage collection eliminator. Protects location of the next free memory byte from Basic and sets a temporary new top of memory and a new next free memory location.
380-390	Restores the Basic values changed in line 360.
400-430	Sets up locations for the temporary new bottom of memory and temporary next free memory bytes used in line 360.
440-510	Sort subroutine.
520	Becomes the generated sort's DIM command line.
530	Prints "Reading" and opens the input file.
540	Sets the maximum number of records that the sort reads.
550	Inputs all fields that occur prior to the key field.
560	Reads the key, fixes the length, and assigns the sort's tag.
570	Reads any fields that occur after the key.
580	Checks if data remains in the input file after the maximum number of records are read; if so, jumps to an error message.
590	Opens the output file.
600	Sets the maximum number of records the sort writes.
610	Sets (T) equal to the tag number assigned during input.
620	Writes any fields occurring before the key.
630	Pulls the tag off of the key field and writes the key field to disk.
640	Writes any fields occurring after the key.
670-680	Error message fields.

Table. Line definitions for Program Listing 1.

```

310 FOR Z=0 TO 4:PRINT#1, S$(Z):NEXT Z
460 S$(2)="30010 N=N
470 S$(3)="30040 CMD"+CHR$(34)+"O"+CHR$(34)+"", N$, A$(1)"
480 S$(4)="30050 RETURN"
Delete lines 80 and 490-510

```

Figure 1. Changes to use CMD"O" in sort. (Model III only.)

Enter output file name?

Specify the sorted file's name. If you type in the input file's name, the program warns you that the sorted file will overwrite the input file, and asks if this is acceptable. If not, you can type in a different output file name.

Enter sort name?

This is the name of the sort program you're generating.

Ready to Sort

After you've answered the 10th prompt, the sort generator prompts you to press the enter key to write your custom sort to disk.

Merging Sorter

Program Listing 2 shows a sample sort, called Sort1/BAS, that corresponds to the sample run shown in the Photo. The generator saves the sort program in ASCII format, so you can easily merge it with another program.

To merge a sort, first make sure its line numbers don't conflict with your main program's. Then, with the main program in memory, type in MERGE "SORTER". If you use the sort as a separate program, resave it in standard, compressed format for better speed. To do so, type in SAVE "SORTER".

When Things Go Wrong

The sort generator and the finished sort program display error messages when they encounter inconsistent or incorrect input. If the number of records combined with the number of fields reduces available memory to fewer than 1,000 bytes, the sort generator informs you "Too many messages for memory size" and prompts you to start over.

If your response to the prompt for the number of sort fields (prompt 6) falls outside the number of fields you indicated, (prompt 3), Sorter displays the error message "Key (field) not within field, try again."

In the sort program itself, you'll encounter the message "Reached max record count before EOF" if the input file contains more records than you specified. If the sort finds a key field with more characters than you specified at prompt 7, it displays the field along with the message, "Key field longer than expected."

You'll see the error message, "Data entered work area, output will be garbled" only if you use the garbage collection eliminator. The error occurs when the eliminator, which requires 500 bytes, plus the input data, exceed the program's allotted string space. A possible solution is to change line 50 from WA=500 to WA=nnn, where nnn is a number less than 500 (see Listing 2). However, using a number less than 100 increases the input time dramatically.

You're in Good Company When You Program in BetterBASIC



BetterBASIC features include: 640K, STRUCTURED, MODULAR, INTERACTIVE, EXTENSIBLE and COMPILED. Prices: BetterBASIC: \$199; 8087 Math Module: \$99; Runtime System: \$250; Sample Disk: \$10.

Summit Software Technology, Inc.™ 1-800-225-5800
P.O. Box 99, Babson Park, Wellesley, MA 02157.

MasterCard, VISA, P.O. Checks,
Money Orders and C.O.D. accepted.
BetterBASIC is a registered trademark
of Summit Software Technology, Inc.
IBM PC and IBM PCXT are registered
trademarks of International Business

Better BASIC™

Machines Corp. Tandy is a registered
trademark of Tandy Corp. Illustrated
above are registered trademarks of the
following companies: Mobil Oil Corp.;
AT & T; General Electric Co.; Westing-
house Electric Corp.; TRW, Inc.

ALSO AVAILABLE FOR THE TANDY 1000, 1200 AND 2000

Circle 282 on Reader Service card.

Circle 355 on Reader Service card.

LARGE CAPACITY ACCOUNTING PROGRAMS FOR TRS-80 1, 3, 4 & 4P, LNW, LOBO

★ NEED JUST 2 DRIVES
FOR CAPACITY BELOW ★

ACCTS RECEIVABLE \$150.00

5000+ ACCOUNTS 15000+ TRANSACTIONS
BALANCE FORWARD 99 TRANSACTIONS
30-60-90-120 AGED STATEMENTS SHOW
DATE/INV# / DESCRIP / AMT / & AGEING
SELECTIVE FINANCE CHARGES & RATES
FAST ENTRY POSTING W / AUDIT REPORT
SUB - ACCTS. % CREDIT LIMIT DATE OF
LAST PAYMENT, LABELS
ADD \$50.00 FOR INVOICING MODULE
OTHER OPTIONS AVAILABLE - CALL -

ACCTS PAYABLE \$50.00

DERIVED FROM OUR A/R - WRITES CHECKS

GENERAL LEDGER \$150.00

400+ACCTS 5000+TRANSACTIONS/MONTH
- BEST LOOKING FINANCIAL STATEMENTS
- DEPARTMENTAL P & L (UP TO 9)
- STATEMENT OF CHANGES
- SUB-TOTALS WHERE YOU WANT
- FAST FLEXIBLE POSTING INPUT
- PERCENTAGE P & L

DEMO AVAILABLE \$20.00 EACH
APPLIES TOWARDS PURCHASE

COMBINATION SPECIALS

* 1 A/R & G/L FOR \$200.00
* 2 A/R, A/P & G/L FOR \$225.00
HARD DISK VERSION SLIGHTLY MORE

VISA

H.D.P.

MC

2366 Lincoln Oroville, CA 95965
916-533-5992

MON-FRI 8AM TO 2PM

ADD 3.00 S & H

ADD 3.00 COD

ALWAYS AT
SALE PRICES

TANDY® COMPUTERS

☒ CHECK OUR
SALE PRICES

WITH THE MANUFACTURERS WARRANTY




HARD DISK DRIVES



CUSTOMER SERVICE
(817) 481-SALE
(9 a.m. - 5 p.m. C.S.T.)

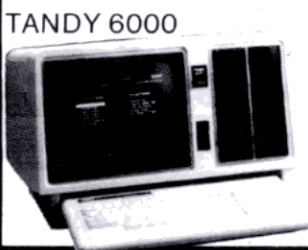
DFW COMPUTER CENTER
326-MAIN ST.,
GRAPEVINE, TEXAS 76051



MODEL 12




TANDY 1200



TANDY 6000


HAVE YOU GOT OUR PRICES?
CALL TOLL FREE
1-800-433-SALE



TANDY 1000



TANDY 200



MODEL 4-P



One Sort or Another

The Table explains key lines in Listing 1. The sort routine, lines 440-510, uses an algorithm known as the Shell-Metzner sort. You can replace the routine with another sort if you want; Model III owners can substitute the CMD"O" function (see Figure 1 for instructions).

If you use a different sort, be sure to change line 310, which writes the routine to disk. Also, delete line 80, which arranges the output in descending order; this would foul up a different sort routine.

Figure 2 lists modifications to Listing 1 for the Models 4, 1000, and 1200. ■

Robert G. Wilson started programming in 1957 on the UNIVAC Model I, and he has worked on a number of systems since then. He's currently an independent management consultant. You can write to him at 143 Elm St., Georgetown, MA 01833.

Related Articles

Gorney, Len. "All About Sorts." Parts I and II, August 1981, p. 308 and September 1981, p. 148. A tutorial covering a variety of sort algorithms (but not Shell-Metzner).

Circle 374 on Reader Service card.

PRINTER DRIVERS FOR SUPERSCRIPIT Easily and automatically attach your printer to SuperSCRIPIT with an ALPS software printer driver program. No need to learn special printer codes. Call or write for info describing features supported on each printer (underline, bold, proportional, scripts, etc.). Over 120 Different Printers Supported. Custom Printer Driver For Each Printer. 3-1/2 years experience. Customer Support !!! \$49 or \$59 each, depending on printer.	
MSDOS UTILITIES TANDY 1000, 1200, 2000 IBM PC/XT/AT No Technical Knowledge Required !!! Easy to Use.	
RAMDISK -- Use spare memory as a superfast disk to speed up applications. (You specify Ramdisk size). Appears to programs as a disk, but gives instant access. Easy to install and use.	\$49
ALPHABETIZED DIRECTORY DISPLAY -- View Directory on 1 screen (5 columns, sorted, Fast!). FIND FILE -- Search all directories for file. DIRECTORY TREE -- Display all sub-directory names in an easily readable form. BACKMOD MODIFIED FILES -- Quick, automatic backup of files. Backup in same format as original. Perfect for Hard Disks. Also for floppies.	\$59
BETA TOOL BOX -- Define any text string (or DOS Command) as a single keystroke. Press single key to execute commands! COUNT LINES -- Superfast count of lines in a file. DUMP FILE IN HEX -- Formatted dump of file in Hex/Ascii. Scroll Forward, Backward, Begin, End. CHANGE FILE ATTRIBUTES -- Make files hidden, readonly, archive, etc. Set or reset attributes.	\$59
SERIAL PRINTERS -- Connect your Serial Printer to your RS232 port. Full handshaking. Easy commands. Complete instructions.	\$49
Don't miss the review of these ALPS utilities in the February, 1985 issue of 80-Micro (P.119). More ALPS Tools Available. Call or Write for ALPS catalog. Customer Support !!!	
ALPS 23 Angus Road Warren, New Jersey 07060 201-647-7230	

```

20 CLEAR: M=MEM 'for Model 1000/1200, M=FRE(1)
30 DIM L$(20):GOSUB 440
70 Change 56 to 47.
130 L$(1)="10 CLEAR:CLS:DL="+STR$(N)+"TS$="
560 eliminate GOSUB 30: and GOSUB 40:
Delete the following lines: 120, 290, 350-430.

```

Figure 2. Modifications for the Models 4, 1000, and 1200.

Program Listing 1. Sort generator program.

```

10 ' SORT GENERATOR BY R.G. WILSON
20 CLEAR 2000:M=MEM+2000
30 DIM L$(20):GOSUB 350
40 CLS:PRINT "GENERATE SORT":PRINT
50 GOTO 70
60 L$(CL)=LEFT$(L$(CL),LEN(L$(CL))-1):RETURN
70 INPUT "ENTER A FOR ALPHA SEQ, N FOR NUMERIC SEQ ";Z$:IF Z$="A"
THEN MID$(L$(7),56,13)="LEFT$(A$+TS$"
80 INPUT "FOR DESCENDING SEQUENCE ENTER D ";Z$:IF Z$="D" THEN MID$(
L$(4),21,1)("<"
90 INPUT "ENTER NUMBER OF FIELDS ";F:FC=F-1:INPUT "ENTER MAXIMUM N
UMBER OF RECORDS IN FILE ";N:A=(26+((F-1)*11))+((N*3)*F-1):IF M-A<
1000 THEN INPUT "TOO MANY RECORDS FOR MEMORY SIZE, <ENTER> TO REST
ART":A:GOTO 20
100 M=M-A:IF M>32000 THEN M=32000
110 PRINT"DIM CMD REQUIRES" A"BYTES LEAVING" M"FOR SORT CLEAR CMD"
120 INPUT"IF GARBAGE COLLECTION ELIMINATOR REQUIRED ENTER Y ";W$:I
F W$<"Y" THEN MID$(L$(7),5,8)=STRING$(8,32):MID$(L$(7),98,8)=STR
ING$(8,32)
130 L$(1)="10 CLEAR"+STR$(M)+"CLS:DL="+STR$(N)+"TS$="
140 INPUT "ENTER KEY FIELD POSITION ";KF:IF KF>FC+1 OR KF=0 THEN P
RINT "KEY NOT WITHIN FIELD, TRY AGAIN":GOTO 90
150 INPUT "ENTER MAX CHAR IN KEY ";KL
160 INPUT "ENTER INPUT FILE NAME ";IL$
170 INPUT "ENTER OUTPUT FILE NAME ";OL$:IF IL$=OL$ THEN INPUT "OUT
PUT FILE WILL DESTROY INPUT FILE, ENTER Y IF ACCEPTABLE";Z$:IF Z$<
">Y" THEN GOTO 160
180 TS$=TS$+STRING$(KL+4,32):L$(1)=L$(1)+CHR$(34)+TS$+CHR$(34)+"K
L="+STR$(KL)+"IL$="+CHR$(34)+IL$+CHR$(34)+"OL$="+CHR$(34)+OL$+CH
R$(34)
190 IF FC<1 THEN CL=3:GOSUB 60:GOTO 200:ELSE FOR Z=1 TO FC:L$(3)=L
$(3)+CHR$(65+Z)+"$(DL)":NEXT Z:CL=3:GOSUB 60
200 IF KF=1 THEN L$(6)=CHR$(0):L$(13)=L$(6):GOTO 220
210 FOR Z=1 TO KF-1:L$(6)=L$(6)+CHR$(65+Z)+"$(Z)":L$(13)=L$(13)+C
HR$(65+Z)+"$(Z)":CHR$(34)+"":NEXT Z:CL=6:GOSUB 60
220 IF KF=FC+1 THEN L$(8)=CHR$(0):L$(15)=L$(8)+LEFT$(L$(14)
,LEN(L$(14))-5):GOTO 240
230 FOR Z=KF TO FC:L$(8)=L$(8)+CHR$(65+Z)+"$(Z)":L$(15)=L$(15)+C
HR$(65+Z)+"$(Z)":CHR$(34)+"":NEXT Z:CL=8:GOSUB 60
:L$(15)=LEFT$(L$(15),LEN(L$(15))-5)
240 INPUT "ENTER SORT NAME ";OL$
250 L$(0)="1 " "OL$+" SORT - KEY IS FIELD "+STR$(KF)+" OF"+STR$(F
C+1)+" FIELDS. MAX LENGTH OF KEY IS"+STR$(KL)+" CHAR"
260 L$(2)="20 PRINT"+CHR$(34)+"RUNNING "+OL$+CHR$(34)
270 LINE INPUT "PRESS ENTER TO WRITE SORT ON DISK";Z$:OPEN "O",1,0
L$
280 FOR Z=0 TO 2:PRINT#1,L$(Z):NEXT Z
290 FOR Z=0 TO 6:PRINT#1,G$(Z):NEXT Z
300 FOR Z=3 TO 19:PRINT #1,L$(Z):NEXT Z
310 FOR Z=0 TO 7:PRINT #1,S$(Z):NEXT Z
320 CLOSE
330 PRINT OL$ " NOW ON DISK"
340 END
350 G$(0)="20 GOTO 50"
360 G$(1)="30 F1=PEEK(16598):F2=PEEK(16599):POKE16598,C1:POKE16599
,C2:POKE16561,C1:POKE16562,C2:IFBM>F1+(F2*256)THENPRINT"+CHR$(34)+
"DATA ENTERED WORK AREA, OUTPUT WILL BE GARBLED, SORT
TERMINATED"+CHR$(34)+"GOSUB40:END:ELSERETURN"
370 'ABOVE SETS TEMP NEW BOTTOM & SAVES ORIGINAL VALUES
380 G$(2)="40 POKE16598,F1:POKE16599,F2:POKE16561,B1:POKE16562,B2:
RETURN"
390 'ABOVE RESTORES THE STRING WORKING AREAS
400 G$(3)="50 WA=500"
410 G$(4)="60 B1=PEEK(16561):B2=PEEK(16562):SAVE TOP OF MEMORY LS
B=B1:MSB=B2"
420 G$(5)="70 BM=PEEK(16544)+256*PEEK(16545):BM=BM+WA:'ESTABLISH B
OTTOM FOR WORK AREA
430 G$(6)="80 C2=INT(BM/256):C1=BM-(C2*256):C1=NEW LSB C2=NEW MSB
OF POINTER"
440 S$(0)="29999 'SORT ROUTINE"
450 S$(1)="30000 PRINT"+CHR$(34)+"SORTING"+CHR$(34)+"M=N"
460 S$(2)="30010 M=INT(M/2):IF M=0 THEN RETURN ELSE K=N-M:J=1"
470 S$(3)="30040 I=J"
480 S$(4)="30050 L=I+M:IF A$(I)>A$(L) THEN 30100"

```

Listing 1 continued

Listing 1 continued.

```

490 SS(5)="30070 J=J+1:IF J>K THEN 30010 ELSE 30040 "
500 SS(6)="30100 LSET TS$=A$(I):LSET A$(I)=A$(L):LSET A$(L)=TS$
510 SS(7)="30120 I=I-M:IF I<1 THEN 30070 ELSE 30050"
520 L$(3)="100 DIM A$(DL),"
530 L$(4)="110 PRINT"+CHR$(34)+"READING"+CHR$(34)+":OPEN"+CHR$(34)
+"I"+CHR$(34)+",1,IL$
540 L$(5)="120 FOR Z=1 TO DL:IF EOF(1) THEN CLOSE:N=Z-1:GOSUB 3000
0:GOTO 200"
550 L$(6)="130 INPUT#1,"
560 L$(7)="140 GOSUB 30:INPUT#1,A$:IF LEN(A$)>KL THEN 320 ELSE A$=
RIGHT$(TS$+A$,KL)+RIGHT$(STR$(10000+Z),4):GOSUB 40:A$(Z)=A$
570 L$(8)="150 INPUT#1,"
580 L$(9)="160 NEXT Z:IF EOF(1) THEN CLOSE:N=Z-1:GOSUB 30000:GOTO
200:ELSE GOTO 310"
590 L$(10)="200 PRINT"+CHR$(34)+"WRITING"+CHR$(34)+":OPEN"+CHR$(34)
)+"O"+CHR$(34)+",1,OL$
600 L$(11)="210 FOR Z=1 TO N"
610 L$(12)="220 T=VAL(RIGHT$(A$(Z),4))"
620 L$(13)="230 PRINT#1,"
630 L$(14)="240 PRINT#1,LEFT$(A$(Z),KL);"+CHR$(34)+", "+CHR$(34)+";
"
640 L$(15)="250 PRINT#1,"
650 L$(16)="260 NEXT Z"
660 L$(17)="300 CLOSE:PRINT"+CHR$(34)+"END SORT"+CHR$(34)+":END"
670 L$(18)="310 PRINT"+CHR$(34)+"REACHED MAX RECORD COUNT BEFORE E
OF"+CHR$(34)+":END"
680 L$(19)="320 PRINT"+CHR$(34)+"KEY FIELD LONGER THAN EXPECTED. P
IELD IS:"+CHR$(34)+A$:END"
690 RETURN

```

End

Program Listing 2. Sort1/BAS, a sample sort program.

```

1 ' SORT1/BAS SORT - KEY IS FIELD 3 OF 5 FIELDS. MAX LENTH OF KEY
IS 10 CHAR
10 CLEAR 19064:CLS:DL= 1000:TS$=" " " :KL= 10:IL$="INFIL
E":OL$="OUTFILE"

```

Listing 2 continued

GT ENTERPRISES
COMPUTER DISKETTES

5 1/4"
DS/DD
\$.99 each

5 1/4"
SS/DD
\$.90 each

LIFETIME GUARANTEE

Individually Tested. 100% Error Free
Reinforced Hub Rings. Write Protect Tabs.
Color ID Labels and Tyvec Envelopes Included

Add \$3.00 shipping per 100 or fewer diskettes
WA Residents add 8% sales tax

PHONE ORDERS

C O D. Mastercard & Visa Accepted

MAIL ORDERS

Certified Checks & Money Orders receive immediate
processing. Personal checks allow 3 wks to clear

GT ENTERPRISES

2400-SW 325th Street, Federal Way, WA 98023
24 HOUR PHONE (206) 838-5107

Computer Stores ask about our wholesale and private labeling service


Circle 214 on Reader Service card.

TANDY™ "CAN YOU BUY DIRECT?"

COMPUTERS WILL YOU PAY TOO MUCH?

SERVICE AND WARRANTY NATIONWIDE

Ask About Our
"30 Days
Buy - Back - Policy"



SAVE SALES TAX*
PLUS DISCOUNT

*Texas Residents Add Only 4 1/2%

FORT WORTH COMPUTERS

WE ARE SERIOUS ABOUT SAVING YOU MONEY

(Located 30 miles from Fort Worth)

377 Plaza • GRANBURY • NR FORT WORTH, TEXAS 76048

CALL FREE NUMBER: 1-800-433-S-A-V-E

Monday thru Friday — 9:00 a.m. to 5:00 p.m. Texas Time
(Order Inquiries/Customer Service &) IN TEXAS: 817-573-4111



For
Prices
Call



TRADEMARK
OF TANDY CORP.



For Model III & Model 4, 1 or 2 drives

SPEED READING

■ IN SCHOOL ■ AT WORK ■ AT HOME

DOUBLES reading speed in three weeks!

Automatically adjusts to YOUR progress from present speed to Speed Reading (No computer knowledge needed)

SUCCESS™

PERSONAL IMPROVEMENT PROGRAMS

THE "SUCCESS" SYSTEM WON'T LET YOU FAIL

Two great series - more coming.

Series 1 - General reading. Fifteen original stories; history, sports, mystery, culture.

Series 2 - Investments. Learn how to invest money while improving your reading skills.

Develops:
vocabulary, visual skills, reading speed and comprehension. Stores response. Charts progress.

ORDER NOW - Call or write

INTRODUCTORY 30% DISCOUNT

\$49.50

SPECIAL
Sample Disk with Personal Reading Test
\$5.00
(credited to purchase of program)

Additional lesson disks. . . \$19.95

LSR Learning Associates, Inc.
707 Broad Hollow Road
Farmingdale, New York 11735
(516) 293-6699

VISA MasterCard

Listing 2 continued

```

20 GOTO 50
30 F1=PEEK(16598):F2=PEEK(16599):POKE16598,C1:POKE16599,C2:POKE165
61,C1:POKE16562,C2:IFBM>F1+(F2*256) THEN PRINT"DATA ENTERED WORK ARE
A, OUTPUT WILL BE GARBLED, SORT TERMINATED":END:ELSERETURN
40 POKE16598,F1:POKE16599,F2:POKE16561,B1:POKE16562,B2:RETURN
50 WA=500
60 B1=PEEK(16561):B2=PEEK(16562):'SAVE TOP OF MEMORY LSB=B1 MSB=B2
70 BM=PEEK(16544)+256*PEEK(16545):BM=BM+WA:'ESTABLISH BOTTOM FOR W
ORK AREA
80 C2=INT(BM/256):C1=BM-(C2*256):'C1=NEW LSB C2=NEW MSB OF POINTER
100 DIM A$(DL),B$(DL),C$(DL),D$(DL),E$(DL)
110 PRINT"READING":OPEN"1",1,IL$
120 FOR Z=1 TO DL:IF EOF(1) THEN CLOSE:N=Z-1:GOSUB 30000:GOTO 200
130 INPUT#1,B$(Z),C$(Z)
140 :INPUT#1,A$:IF LEN(A$)>KL THEN 320 ELSE A$= LEFT$(A$+T
S$,KL)+RIGHT$(STR$(10000+Z),4): :A$(Z)=A$
150 INPUT#1,D$(Z),E$(Z)
160 NEXT Z:IF EOF(1) THEN CLOSE:N=Z-1:GOSUB 30000:GOTO 200:ELSE GO
TO 310
200 PRINT"WRITING":OPEN"O",1,OL$
210 FOR Z=1 TO N
220 T=VAL(RIGHT$(A$(Z),4))
230 PRINT#1,B$(Z);",",C$(Z);",",;
240 PRINT#1,LEFT$(A$(Z),KL);",",;
250 PRINT#1,D$(Z);",",E$(Z)
260 NEXT Z
300 CLOSE:PRINT"END SORT":END
310 PRINT"REACHED MAX MESSAGE COUNT BEFORE EOF":END
320 PRINT"KEY FIELD LONGER THAN EXPECTED. FIELD IS:"A$:END
29999 'SORT ROUTINE
30000 PRINT"SORTING":M=N
30010 M=INT(M/2):IF M=0 THEN RETURN ELSE K=N-M:J=1
30040 I=J
30050 L=I+M:IF A$(I)>A$(L) THEN 30100
30070 J=J+1:IF J>K THEN 30010 ELSE 30040
30100 LSET TS$=A$(I):LSET A$(I)=A$(L):LSET A$(L)=TS$
30120 I=I-M:IF I<1 THEN 30070 ELSE 30050

```

End

ADD THE PICDISC TO YOUR PORTABLE* AND GET DESK TOP COMPUTER PERFORMANCE

SOFTWARE FEATURES:

- The industry standard CP/M 2.2™ operating system, which provides for access to all popular CP/M based software (including dBASE™, Supercalc™, and T/Maker™).
- Complete Utilities Package includes:
Filer — A menu driven LOAD/STORE program for transferring individual files (or total memory) to disc
Modem — Public domain communications package (both terminal and disc file transfer modes)
Utilities — DISKCOPY, COPY, FORMAT, and CP/M Utilities.

HARDWARE FEATURES:

- Lightweight (4.5 lb.) battery powered 3.5 inch micro-floppy system.
- 360K bytes/diskette (same as on the IBM PC).
- Approximately 20 hours on a single battery charge assuming normal disk access.
- 32K bytes additional RAM in the PICDISC — converting your portable to a 64K byte CP/M 2.2 microcomputer.
- Includes all cables, mounting hardware and battery charger.

Complete Hardware/Software System described above — Only \$599


SAVE ON POWERFUL INTEGRATED SOFTWARE

— when purchased with PICDISC:

T/Maker — an integrated software package that provides:

- Word Processing
- Spelling Checker with a 50,000 word Dictionary
- Spreadsheet
- Relational Database Manager


Complete System above with T/Maker for \$799 (T/Maker sold separately for \$300)



*Immediately available for the TRS-80 Model 100 (portable must have 32K bytes RAM) and the NEC8201 and OLIVETTI OM-10 pending FCC approval.

Call or write: **PERSONAL INTEGRATED COMPUTERS (PIC)**

18013 SkyPark Circle, Ste. D., Irvine, CA 92714 (714) 261-0503



FILE TRANSFER + Conversion Utilities

Transfers: (no more retyping)

- Visicalc, Multiplan
- Data Files, ASCII Files
- Word Processing Files
- Basic, Fortran, Cobol



MC/VISA/CODI/CHECK OK



TRANSFER SERVICE: Call for Information

Free with any order this Month Omegbug or Diskette Pens

TRS	To	IBM PC/XT	149.95
Apple		Tandy 1000, 1200, 2000	149.95
CP/M		IBM AT	224.95

IBM PC (To/From) Tandy 2000 Disk Transporter 129.95




■ PERSONAL
■ COMPUTER
■ PRODUCTS

Drives 360 KB	265.00
CMI 40 Meg.	1150.00
128K Ram Set	145.00
Prototype Board & Extender Cards	120/ea.
High Capacity Disks	\$40/10

3080 Olcott Dr. Ste. 130B, Santa Clara, CA 95051 (408) 988-0164

TRS-80 DISCOUNT



**Computers
at Guaranteed
Low Prices***

ATON CP/M FOR II, 12, 16

EPSON & NEC PRINTERS

DYSAN DISKETTES

HAYES MODEMS

**Desert Sound, Inc.
of California**

1-800-835-5247

Factory Authorized Dealer

TRS-80 is a Reg. Trademark of Tandy Corp.

*Call for FREE CATALOG
and Price Guarantee

Calif. Res. Call 619-244-6883

NEW And IMPROVED CP/M-68K

Treat your TRS-80 Model-16 or Enhanced Model-II or -12 to our new Version 1.2 CP/M-68K, now with:

- **Keyboard Typeahead**
- **C compiler with standard and IEEE floating point**
- **Overlay loader**
- **New utilities**
- **68000 assembler**

Option languages* — CBASIC-68K, PASCAL MT+, FORTRAN-77, PASCAL-68K, BASIC-68K

Version 1.1 users; order a language and receive your version 1.2 upgrade FREE. Upgrade alone only \$25.

Trisoft

4102 Avenue G
Austin, Texas 78751
(512) 453-2233

*Requires 256 kbytes minimum except for BASIC-68K.



Run-O-Matic

No need to bother with cumbersome DOS commands to load programs—Autorun executes programs at the touch of a key.

If you'd rather not indulge in the delights of sundry technical commands to get your favorite Model 4 game or accounting program up and running, Autorun offers an easy solution. Autorun displays a list of the programs on your disk and lets you load them with a single keystroke. It works with all files that have /BAS, /CMD, and /JCL extensions, or any other extension you specify in the program.

Once you install Autorun on your system disk, it automatically runs when you boot up TRSDOS 6.X. The program prompts you for a drive number, then displays a selective directory of the programs on that drive. You load a program or job control language (JCL) file by positioning the cursor over that file and pressing the enter key.

Installing Autorun

Installing Autorun under TRSDOS 6.X is a two-step process. First key in the Basic code in Program Listing 1 and save it to disk as Autorun/BAS.

Then set up an auto-boot command on your DOS disk by entering the following line at TRSDOS Ready: AUTO BASIC AUTORUN/BAS (M=55295). This command ensures that when you boot TRSDOS 6.X, Basic automatically loads with an upper memory limit of 55295 (D7FF hexadecimal) before running Autorun. The program requires some reserved space in high memory to read in the disk directory, as you'll see.

Autorun makes assumptions about the way you name files on disk. It assumes JCL file names end with the extension /JCL, that command files end in /CMD, and that Basic program names carry the /BAS extension or have no extension. I recommend that you give Basic files the /BAS extension, however.

Up and Running

Autorun operates with a minimum of effort. At the first prompt, you enter a drive number between zero and 7 or press the E




Photo. Sample Autorun display.

key to exit. (Note that you don't need to press the enter key to execute a command.)

Autorun then reads the disk directory for the specified drive. If it can't read the drive (e.g., if you specify a nonexistent drive or have an unreadable disk), Autorun displays a "Drive not available" message and asks you to try again.

Then Autorun displays a list of Basic, command, and JCL files on the disk at six files per line. If the disk contains no such programs, Autorun displays the message "No suitable files found."

Autorun highlights the first program in the directory in reverse video. Use the arrow keys to move the highlighting cursor to select a specific file, and then press the enter key. Press the R key to restart Autorun (see the Photo).

Program Mechanics

The Table provides a line-by-line description of Autorun. When you select a

Basic program, Autorun returns to TRSDOS, reloads Basic without setting any high memory limit, then runs the program (e.g. BASIC MYPROG/BAS:1). For command files, Autorun returns to TRSDOS and invokes the program by issuing its name as a command (e.g., PINBALL/CMD:0).

For JCL files, Autorun returns to TRSDOS and issues a Do command with the equals sign control character (e.g., DO = STARTUP/JCL). It assumes that you've already compiled the JCL file or that it doesn't require compilation.

Customizing

Autorun makes assumptions about your programs that might not be true in all cases. For example, some Basic programs (including Autorun) require that you set a high memory limit, and some command files need specified parameters (COMM /CMD on your TRSDOS 6.X disk, for instance).

Autorun can't cater to all of those, so you might want to ensure they're excluded from Autorun's directory list. Here's how to tailor Autorun to your system.

You can exclude nonstandard programs two ways. The simplest is to make each file invisible, since Autorun displays only visible nonsystem files. To do this, use the ATTRIB command at the TRSDOS level. For example, to make PROGA/BAS invisible, type in ATTRIB PROGA/BAS (INV). PROGA/BAS won't appear in a normal Directory command unless you use the invisible option (e.g., DIR :1 (INV)).

If this is undesirable, you can exclude programs by modifying Autorun. Look at line 190 in Listing 1, and you'll see one such example: This line ensures that Autorun/BAS doesn't appear in the selective directory list.

To exclude PROGA/BAS, add line 191 to read: IF PROG\$(PROG) = "PROGA/BAS" THEN 250. Add as many lines as necessary



System Requirements

Model 4 Basic
TRSDOS 6.X



**WHERE
QUALITY PROGRAMS
MEET COMPETITIVE PRICES**

2701-C W. 15th • SUITE 612 • PLANO, TX 75075 • (214) 680-8268

All MOD III programs specified in this ad will run on the Model 4 (in the MOD III mode).

WE WILL NOT BE UNDERSOLD!

ELECTRIC WEBSTER WITH CORRECTING FEATURE LIST 149.95 SALE 119.95

HYPHENATION OPTION 38.95
GRAMMAR & STYLE 38.95

WINDOWS ON MOD 4

NOW PRO-NTO FROM MISOSYS ALLOWS MODEL 4 USERS TO CREATE AND USE WINDOW OVERLAYS ON THE MOD 4 SCREEN AT THE TOUCH OF A SINGLE KEY. COMES COMPLETE WITH THE WINDOWING UTILITY, ROTATING INDEX FILE, ADDRESS FILE, APPOINTMENT SCHEDULER, CALENDAR, 2 CALCULATORS, CARD FILER, NOTEPAD, PHONE LIST & AUTO DIALER, AND A MINI TERMINAL. A TRULY INCREDIBLE SOFTWARE SET FOR ONLY 49.95

Requires 128K MOD 4 & TRSDOS 6.2

APPLICATIONS

ST-80 III 69.95
Miracle 1000/1200 279.00
Survey Analyst 195.00
Masterdirectory Mod III 29.95
Superdirectory Mod I/III 44.95
Datagraph I/III/4/Max 69.50
Datagraph Pie Chart Option 29.95
The Basic Checkbook I/III 64.95
Mterm I/III/4 59.50
Mterm MSDOS 1000/1200 74.95
Loan Amortization III 29.95
PowerMail Plus I/III/4 124.95
Text-Merge for PowerMail 49.95
PowerMail w/Text-Merge 149.95
The Home Accountant III 62.50
Inventory Control/ICS Pro 148.00
ICS/PRO 1000 & 1200 300.00
BBS-80 Bulletin Board I/III 74.99
BBS-PC MSDOS 1000/1200 225.00
Infocan I/III (Keyword D-Base) 44.95
Ultraterm I/III 44.95
Ultraterm 2.0 w/auto-logon 59.95
TallyMaster 79.95
SPS Statistical Analysis Mod I 150.00
SPS as above for Mod III Inquire

BBS-80 ONLY 74.95

BY MICROSYSTEMS SOFTWARE
A COMPLETE BULLETIN BOARD SYSTEM AT
A FRACTION OF THE COST OF SIMILAR
SYSTEMS. MOD I OR III

INFOCOM GAMES

PLANETFALL • ENCHANTER •
WINTESS • MOD I or III 34.95
ZORK II • ZORK III • INFIDEL •
SORCERER • MOD I or III 39.95
DEADLINE • STARCROSS •
SUSPENDED • MOD I or III 44.95
THE NEW HITCHHIKERS GUIDE • OR
SEASTALKER • MOD III ONLY 34.95

SCHOOL UTILITY AND EDUCATIONAL

Mostly Basic Educational Tape 14.99
Time Dungeon U.S. History Tape 19.95
Time Dungeon World History Tape 19.95
Test Question Data Bank 49.95
Test Generator/Drill 34.95
Football Scouting 49.95
Basketball Statistics 39.95
Baseball Statistics 39.95
Computer Sat III-1000-1200 79.95

GRAPHIC GAMES AND SIMULATIONS

Voyage of the Valkyrie I/III 29.95
Voyage of the Valkyrie Tape 19.95
Meltdown (Nuclear Powerplant) 19.95
Gamepak-3 (Funface, Match, etc) 29.95
Pro-Pix NFL Version 29.95
The Wizard Trivia Tester 34.95
Word Challenge 29.95
Concentration 19.95
TRS-80 Opera w/any of the above 10.00

THE HOME ACCOUNTANT ONLY 62.50

By Continental Software
An Outstanding
Financial Planner

• Maintains up to 100 budget categories • Keeps track of up to five checkbooks • Prints checks if desired • Prints a personal balance statement, income and expense summary • Prints net worth statement • Provides fast bank reconciliation • Allows the extensions on multiple disbursements • One program handles cash, checkbooks, credit cards and other liabilities and expenses • Unlimited annual transactions • Fiscal or calendar year • Transactions may be split among different budget categories • Flags transactions for tax purposes • Maintains transaction history • Provides Hi-Res graphics for any category by bar graph
The program itself does just about everything you'd ask of a personal finance package - Popular Computing, November 1982
MOD III

BOOKS, WALL CHARTS & MISC

Inside Super Utility (new issue) 17.95
Super Utility Tech Manual 3.x 13.95
TRS-80 Encyclopedia I/III/4 19.95
TRS-80/Z-80 Assembly Library 31.95
TRS-80 Disk & Other Mysteries 19.95
The Custom TRS-80 & Other Myst 26.95
Microsoft Basic Decoded 26.95
Machine Language Disk I/O 26.95
Basic Disk I/O & Other Myst 26.95
How To Do It On The TRS-80 26.95
TRSDOS 2.3 Decoded & Other Mys 26.95
Basic Faster & Better 26.95
BFB Library Disk I/III 16.95
BFB Demo Disk I/III 16.95
TRSDOS 6/LDOS Programmers
Guide 14.95
Green Screens I/III/4/4P 16.95
Diskettes SSD 10 in Plastic Bx. 15.00
Volt Guard Surge Protector 39.95
Profile 3+ Commands Wall Chart* 4.00
VisiCalc Commands Wall Chart* 4.00
Superscript Wall Chart* 4.00
Model III Basic Wall Chart* 4.00
Model 4 Basic Wall Chart* 4.00

*Charts not shipped as separate order

WORD PROCESSORS & PRINTER DRIVERS

Lazy Writer I/III/4 119.95
Lazy Font I/III/4 44.95
M-Script I/III/4 53.50
M-Script 1000/1200 MSDOS 74.95
LeScript I/III/4/Max 104.95
LeScript MSDOS-1000-1200 179.95
Clean Slate I/III 49.95
Electric Webster (specify) 119.99
Grammar & Style (specify) 38.95
Hyphenation Opt. (specify) 38.95
PowerDriver-E Epson I/III/4 29.95
PowerDriver-P Prowriter I/III/4 29.95
PowerDriver-S Starwriter I/III/4 29.95
PowerDriver-O Okidata 92 I/III/4 29.95
PowerDriver-FX (FX/RX) I/III/4 29.95
Epson Driver Compiler 29.95
PowerScript for Scriptit I/III/4 34.95

NOTE: If your printer driver is not listed, call, we have more.

UTILITIES

SuperUtility Plus 3.2 I/III/4 62.50
SuperUtility Plus 4/4P 69.95
J&M Memory Minder I 84.95
J&M Memory Minder III/4 74.95
TextPress I/III (ASCII Comp.) 49.95
Ale Editor/Assembler I/III 38.95
The Toolbox for LDOS 44.95
LC Compiler/EDAS I/III or 4 124.95
ALCOR Editor CP/M TRSDOS
6 MSDOS 49.00
ALCOR Editor I/III 39.00
ALCOR Advanced Development
Pkg 49.00
ALCOR C Complete System 139.00
ALCOR Multi-Basic Compiler 139.00
ALCOR Multi-Processor Assemblr 49.00
AOS Superkeys Key Macros Mod III/35.00
6.2 Plus. (Enhance TRSDOS 6.2) 36.95
The Toolbelt Mod 4 44.95
AOS Utills #1 Varkeep/Scrnpr 49.95
Impakt for Basic I/III 34.95
Pro-Cross Mod 4 24.95
Pro-Create Mod 4 74.95
Pro-Cure Mod 39.95
Pro-Duce Mod 4 24.95
Pro-Pads Mod 4 39.95
Pro-LC Mod 4 124.95
Pro-Zcat Mod 4 24.95
Enigma Encryption Utility 34.95
Basic-S Compiler System 34.95
M-ZAL Release 3 Mod I/III 74.95
Zues Editor/Assembler I/III/4 74.95
Master Mechanics Set for LDOS 24.99
E-Basic (specify DOS) 49.95
System Diagnostic I/III/4 89.99
ConvBasic/Cmd I/III/4 29.95
Hypercross/XT TRSDOS
/CP-M/MSDOS 79.95
Hypercross/XT 2.0 99.95
Trashman 32.50
Faster 22.95
RPM 21.50
DSMBLR III I/III 24.95
Accel 3/4 Basic Compiler I/III 94.95
Monitor 5 I/III/4 22.95
Hyperzap Disk Utility I/III/4 49.95
Superdos enhance TRSDOS 1.3 29.95
Z-Basic Compiler 79.50
INSTRUCTIONAL VIDEO TAPES
Specify VHS/BETA 36.99
Profile III Plus, SuperScript, VisiCalc,
Newdos-80, Scriptit, TRSDOS 1.3 (Mod
III), TRSDOS 6 (M-4), TRSDOS 6 Disk I/O
(Mod 4), TRSDOS 1.3 Disk I/O (Mod III),
Multidos, Dosplus, LDOS 5.(x),
LazyWriter, PFS File, CP/M 2.2
Montezuma (M-4), Multiplan (M-4), PFS
File (Mod 4) 36.99 each
Level II Basic or Model III Basic 46.99

GRAPHICS

Powerdraw I/III 34.95
Graphit (Line Graphing) 34.95
AOS Utills. Screenpacker Plus 49.95
PowerDot II I/III Spec. Printer 54.95
Datagraph 69.50
Lazy Font I/III/4 Spec. Printer 44.95

SUPER UTILITY PLUS SALE

By Powersoft
VERSION 3.2 62.50
VERSION 4/4P 69.95

NEW SUPER UTILITY+ VERSION 3.2

Includes Operators Manual and 2nd Backup-Disk

The Book Inside SU+ 3.2
NOW ONLY 17.95
Experience a legend with the
program voted as the outstanding
utility of 1982 and 1983

MOD I or MOD III Protected Media

OPERATING SYSTEMS

CP/M 2.2 Montezuma Mod 4 169.95
R-Shack HD Driver for CP/M 2.2 30.00
Dosplus 4A With M-ZAL 114.95
Dosplus 3.5 I/III 54.95
Dosplus 3.3 Mod I S or DD 29.95
Multidos 1.7 I/III 79.00
Multidos Mod 4 89.95

TRSDOS-MSDOS-CPM

CONVERSION UTILITIES

SUPERCROSS/XT 93.95
SUPERCROSS/XT
W/CONVBASIC 109.95
HYPERCROSS/XT 2.0 99.95
HYPERCROSS/XT 1.8 79.95
THESE UTILITIES ARE A MUST FOR
CONVERTING TRSDOS TYPE PRO-
GRAMS TO YOUR MSDOS OR CPM
COMPUTER. ALL MENU DRIVEN.
THEY DO THE COMPLETE CONVER-
SION ON YOUR TRS-80. MOD I NEEDS
DOUBLE DENSITY. THE CONVBASIC
IS AVAILABLE SEPARATELY FOR
29.95.

Specify MOD IDD, MOD III, MOD 4

DiskCount Data 214-680-8268
Monday - Friday 10:00 to 8:00 CST
Saturday 10:00 to 5:00 • Closed Wednesdays

Send Cash, Check or Money Order. Please add \$3.00 for UPS Shipping
or \$4.00 for US Postage & Insurance. COD's send an additional
\$3.00 COD fee. All COD's will require cash or certified upon delivery.
Foreign orders are welcome. All shipping charges assumed by purchaser.
When ordering by mail, please specify computer model number.

Phone Your Order In Today Or Mail To:

DISKCOUNT DATA, 2701-C WEST 15th, SUITE 612, PLANO, TX 75075



and Cheerfully Accepted

Program Listing 1. Autorun main program.

```

1 REM "AUTORUN/BAS" A.D. Smith, P.O. Box 119, Mortdale, NSW 2223, AUSTRALIA
  Requires memory protect above &HD7FF i.e. BASIC AUTORUN/BAS (M=55295)
10 GOSUB 430: REM Perform initialisation
20 CLS: PRINT@ (11,13), "Enter drive # (0 - 7) for run select, or 'e' to exit."
30 DRIVES$ = INKEY$
40 IF DRIVES$ = "e" OR
   DRIVES$ = "E" THEN CLS: SYSTEM
50 IF DRIVES$ < "0" OR
   DRIVES$ > "7" THEN 30
60 DRIVE = VAL(DRIVES$): RETCODE = USR1(DRIVE): REM Attempt dir read into RAM
70 CLS: IF RETCODE = 255 THEN PRINT@ (11, 26), "**** Drive not available ****":
   FOR X = 1 TO 8000: NEXT: GOTO 20
80 PRINT@ (0,23), "Selecting files from drive"; DRIVE; "....."
90 PRINT@ (1,0), DASHES$: PRINT@ (22,0), DASHES$:
100 DIRADDR = &HD818: PROG = 0
110 IF PROG > 125 OR
   PEEK(DIRADDR) = 255 THEN 260: REM Check for table full / end of RAM dir
120 IF PEEK(DIRADDR) AND &H48 THEN 250: REM Ignore System & Invisible files
130 PROG$(PROG) = ""
140 FOR SPECPTR = DIRADDR+5 TO DIRADDR+15: REM Get name/ext from dir entry
150 IF PEEK(SPECPTR) = 32 THEN 180: REM Skip spaces
160 IF SPECPTR = DIRADDR+13 THEN PROG$(PROG) = PROG$(PROG) + "/"
170 PROG$(PROG) = PROG$(PROG) + CHR$(PEEK(SPECPTR)): REM Build filespec
180 NEXT SPECPTR
190 IF PROG$(PROG) = "AUTORUN/BAS" THEN 250: REM Example of specific exclusion
200 IF INSTR(PROG$(PROG),"/") = 0 THEN 240: REM Include specs with no extension
210 IF INSTR(PROG$(PROG),"/BAS") > 0 THEN 240
220 IF INSTR(PROG$(PROG),"/CMD") > 0 THEN 240
230 IF INSTR(PROG$(PROG),"/JCL") > 0 THEN 250
240 PRINT@ FNSCREENPOS(PROG), PROG$(PROG): PROG = PROG + 1
250 DIRADDR = DIRADDR + 18: GOTO 110: REM Step to next dir entry
260 IF PROG = 0 THEN PRINT@ (11,24), "**** No suitable files found ****":
   FOR X = 1 TO 8000: NEXT: GOTO 20
270 LAST = PROG-1: PROG = 0
280 PRINT@ (23,12), "Use arrows to select, <ENTER> to run, or 'r' to restart.":
290 PRINT@ FNSCREENPOS(PROG), REVVID$: PROG$(PROG):
300 KEYS$ = INKEY$
310 IF KEYS$ = ENTER$ THEN 390
320 IF KEYS$ <> "" THEN PRINT@ FNSCREENPOS(PROG), NORMVID$: PROG$(PROG):
330 IF KEYS$ = RTS$ AND
   PROG < LAST THEN PROG = PROG+1: GOTO 290
340 IF KEYS$ = DOWNS$ AND
   PROG <= LAST-6 THEN PROG = PROG+6: GOTO 290
350 IF KEYS$ = LFT$ AND
   PROG > 0 THEN PROG = PROG-1: GOTO 290
360 IF KEYS$ = UP$ AND
   PROG > 5 THEN PROG = PROG-6: GOTO 290
370 IF KEYS$ = "r" OR
   KEYS$ = "R" THEN 20
380 GOTO 290: REM Ignore key if invalid
390 CLS: PRINT CURSOR$: REM <ENTER> was pressed, so perform run
400 IF INSTR(PROG$(PROG),"/CMD") > 0 THEN 420
410 IF INSTR(PROG$(PROG),"/JCL") > 0 THEN COMMS$ = "DO = "
   ELSE COMMS$ = "BASIC"
420 COMMS$ = COMMS$ + PROG$(PROG) + ": " + DRIVES$ + ENTER$:
   PRINT COMMS$: COMMS$ = USR2(COMMS$): REM Issue command
430 REM ***** Initialisation subroutine *****
440 DEFINT A-Z: DIM PROG$(125): REM Max non-system files on Mod 4 floppy = 126
450 CURSORFF$ = CHR$(15): CURSOR$ = CHR$(14): PRINT CURSORFF$: ENTER$ = CHR$(13):
   DASHES$ = STRING$(80,"-"): REVVID$ = CHR$(16): NORMVID$ = CHR$(17):
   UP$ = CHR$(11): DOWNS$ = CHR$(10): LFT$ = CHR$(8): RTS$ = CHR$(9)
460 DEF FN SCREENPOS(X) = 160 + FIX(X/6)*80 + (X-FIX(X/6)*6)*13
470 DATA 229,78,6,1,33,24,216,62,34,239,225,200,54,255,201: REM @DODIR m/1 code
480 DATA 19,26,111,19,26,103,62,24,239: REM @CMNDI m/1 code
490 FOR MLADDR = &HD800 TO &HD817
500 READ MLBYTE: POKE MLADDR,MLBYTE: REM Set up @DODIR/@CMNDI routines
510 NEXT MLADDR: DEF USR 1 = &HD800: DEF USR 2 = &HD80F
520 RETURN

```

End

Line	Description
10	Initialization (see lines 430-520).
20-50	Obtains drive or exit option.
60-70	Reads directory, checks success.
80-100	Formats screen, initializes pointers.
110	Begins processing directory entries, stops if it already has 126 or if it has reached the end of the directory in RAM (marked by an 'X'FF' byte).
120	Eliminates system and invisible files.
130-180	Builds a file specification from RAM directory entry.
190-230	Selects candidates for screen display.
240	Displays file specification.
250	Steps to next directory entry in RAM.
260	Returns to beginning if no files found.
270-290	Completes list, creates highlight cursor.
300-380	Moves highlight cursor as required by arrow keys.
390-420	Builds and issues required command.
430-520	Initializes variables, sets up machine-language code in high RAM, defines USE entry points.

Table. Line description of Autorun/BAS.

to exclude special-requirement programs.

I noted earlier that Autorun assumes that file names without an extension are Basic programs. If that's not the case and you'd like to exclude such files from Autorun's directory list, delete line 200.

The Subroutines

Although Autorun primarily comprises Basic code, it uses two small machine-language routines built into Data statements in lines 470 and 480. See Program Listing 2 for these Assembly-language routines.

The first routine (stored between X'D800' and X'D80E') reads the disk directory into a RAM buffer that Autorun uses to select the files it displays on-screen. Autorun does this with the @DODIR SVC call to TRSDOS 6.X (see the *Model 4 Technical Reference Manual* for more details).

The manual also details the layout of the directory. Each directory entry is 18 bytes long. The file name appears in bytes 5-12 of each entry, with the extension in bytes 13-15 (note lines 140-180 in Listing 1).

Byte zero of an entry indicates certain file attributes: Bit 6 is on for system files, and bit 3 is on for invisible files (note line 120 of Autorun/BAS).

Program Listing 2. Autorun's machine-language subroutines.

```

D800      00100      ORG      0D800H
0022      00110      DODIR   EQU      34      ;@DODIR SVC (Mod 4 Tech Ref p. 255)
0018      00120      CMNDI   EQU      24      ;@CMNDI SVC (Mod 4 Tech Ref p. 241)
          00130      ;
          00140      ; Code to read disk dir into RAM buffer (USR1 entry) .....
D800 E5      00150      PUSH   HL          ;Save drive # pointer
D801 4E      00160      LD      C,(HL)     ;Drive # to C
D802 0601     00170      LD      B,1       ;Specify directory to RAM buffer
D804 2118D8   00180      LD      HL,BUFFER ;Load RAM buffer address
D807 3E22     00190      LD      A,DODIR   ;Execute @DODIR
D809 EF      00200      RST      28H
D80A E1      00210      POP     HL          ;Restore drive # pointer
D80B C8      00220      RET      Z         ;Return to BASIC if successful
D80C 36FF     00230      LD      (HL),255 ;Set return code if failure
D80E C9      00240      RET              ;Return to BASIC
          00250      ;
          00260      ; Code to exec command and return to DOS (USR2 entry) .....
D80F 13      00270      INC     DE         ;Set ASA ptr to LSB of command
          00280      ; string addr (DOS Manual p.2-171)
D810 1A      00290      LD      A,(DE)     ;Transfer LSB to L (via A)
D811 6F      00300      LD      L,A
D812 13      00310      INC     DE         ;Step to MSB of command string addr
D813 1A      00320      LD      A,(DE)     ;Transfer MSB to H (via A)
D814 67      00330      LD      H,A
          00340      ; (HL now points to supplied command string)
D815 3E18     00350      LD      A,CMNDI   ;Execute @CMNDI

```

Listing 2 continued

CONVERT YOUR TRS-80 MODEL III OR 4 INTO A DEVELOPMENT SYSTEM

Now you can develop Z-80 based, stand-alone devices such as games, robots, instruments and peripheral controllers, by using your TRS-80 as a development system. The DEVELOPMATE plugs into the expansion connector of your TRS-80 and adds **PROM PROGRAMMING** and **IN-CIRCUIT-EMULATION** capabilities to your system.

Complete instructions and sample schematics are included to help you design your own simple stand-alone microcomputer systems. THESE SYSTEMS CAN BE AS SIMPLE AS FOUR ICs: one TTL circuit for clock and reset, a Z-80, an EPROM, and one peripheral interface chip.



When the In-Circuit-Emulation cable is plugged into the Z-80 socket of your stand-alone system, the system becomes a part of your TRS-80. You can use the full power of your editor/assembler to debug and trace programs to check out both the hardware and the software. Simple test loops can be used to check out the hardware, then the system program can be run to debug the logic of your stand-alone device.

Since the program is kept in TRS-80 RAM, changes can be made quickly and easily. When your stand-alone device works as desired, you use the Developmate's PROM PROGRAMMER to copy the program into a PROM. With this PROM, and a Z-80 in place of the emulation cable, your stand-alone device will work by itself.

The DEVELOPMATE is extremely compact. Both the PROM programmer and the In-Circuit-Emulator are in one small plastic box only 3.2" x 5.4". A line-plug mounted power supply is included. The PROM programmer has a "personality module" which defines the voltages and connections of the PROM so that future devices can be accommodated. However, the system comes with a "universal" personality module which handles 2758, 2508(8K), 2716, 2516(16K), 2532(32K), as well as the new electrically alterable 2816 and 48016(16K EEPROMs).

The COMPLETE DEVELOPMATE 83 with software, power supply, emulation cable, TRS-80 cable, and "universal" personality module, is ONLY \$329!
 PM2 PERSONALITY MODULE for 2732A EPROM \$15
 PM3 PERSONALITY MODULE for 2764 EPROM \$15

ORION INSTRUMENTS
 172 Otis Avenue, Dept. M, Woodside, CA 94062
 (415) 851-1172
 Master Charge and Visa phone orders accepted.
 California residents please add sales tax.

ONE MEGABYTE MEMORY

For Model 1, 3, and 4

Yes! You can now have 1 million bytes of accessible memory in the model 1, 3, and 4. You can now have a memdisk larger than a double side 80 track drive. Price starts at **\$269** for the first **256K** including the memory. Additional memory can be added at any time in 256K increments. Memory is installed inside the computer. Call or write for more details.

SuperMemdisk — Lets you use the 128K for applications and still use the extra memory for a RAMDISK. 192K for the 256K version or 386K for the 512K version ... \$49.95.

Other Products

5 MHz Speed-up for Model 4 (\$69.00) Model 4P (\$79.00)	
10 Meg internal hard drive for Tandy 1000	\$599
20 Meg internal hard drive for Tandy 1000	\$999
TEAC 1/2 height, DS 40 track drive	\$115
TEAC 1/2 height, DS 80 track drive	\$135
OKIDATA 92p	\$384
OKIDATA 84 step 2	\$675

Qume, Juki, Panasonic, Epson, and other
 printers available

Write for complete catalog of products.

ALPHA TECHNOLOGY INC.

A1A Computer Division
 1902 Highway A1A
 Indian Harbour Beach FL 32937
 (305) 773-2956 11 am-6 pm Mon-Sat
 Dealer inquiries invited
 Master Card, Visa, Amex, and COD's accepted
 Above prices reflect cash discount

Reach for the height of your craft...



KAMAS, Z80, & CP/M are trademarks of KAMASOFT*, Zilog, & Digital Research respectively.
 * formerly Compusophic Systems.

Get your hands on KAMAS now. Send \$147 plus \$4 for S/H. Or call (503) 649-3765 for VISA or MasterCard orders. KAMAS is available for many Z80, CP/M computers. Ask about your system.

KAMASOFT*
 2525 SW 224th Ave., Dept. 151
 Aloha, OR 97006

As an idea craftsman, you use your mind like a skilled pair of hands. You take hold of concepts, then manipulate them to discover, refine, convey dynamic new thoughts.

Now, the tool that can strengthen your creative grasp is well within your reach.

KAMAS™ a revolutionary outline processor from KAMASOFT*, supports your thinking process and keeps you in touch with your ideas. That's because KAMAS is designed to work the way your mind works—naturally.

Begin by brainstorming. KAMAS enables you to jot down ideas quickly, as you think of them. If you want to elaborate, you can add text with full screen editing.

Then develop your ideas using a familiar outline format. Change the structure as easily as you change your mind. Move an idea and all attached text moves with it.

KAMAS puts full control at your fingertips. You can keep track of your main line of thought by collapsing the details from view. Then, expand the outline to develop the specifics when you need to. By collapsing and expanding portions of the outline, you can maintain an overview and literally see how your ideas fit together.

And KAMAS is fast. Your ideas remain at your fingertips. KAMAS can locate and retrieve by keyword—even a misspelled one—in less than a second per topic file.

Use as much of the power as you feel comfortable with. KAMAS is menu-driven with over 100 on-line help screens. But you can also open the hood to find a high performance programming environment with the additional horsepower you may need to get the job done. An active user community and the KAMAS Report newsletter keep you in touch with the latest KAMAS applications.

Achieve a commanding vantage point...

...with **KAMAS**

When setting up the RAM buffer, you must allow for a maximum of 126 files on a standard Model 4 nonsystem disk, excluding the special files Boot/SYS and DIR/SYS. In practice, you won't normally reach this limit unless some files are null.

The protection of X'D800' and above for running Autorun is arbitrary; Listing 2 shows that there's free RAM above the directory buffer. I did this to avoid clashes with TRSDOS memory allocation for KSM files, SYSRES modules and so on.

The second machine-language routine, located between X'D80F' and X'D817', uses the @CMNDI SVC to pass commands to TRSDOS. Autorun invokes it at the end of the program (line 420) to execute the required program run. Although you could

use the Basic System command, it would require an immediate return to Basic that's not suitable for Autorun.

Note that @CMNDI requires that you terminate the supplied command with a X'OD' byte, equivalent to the enter key. ■

You can reach Alan D. Smith at P.O. Box 119, Mortdale, N.S.W. 2223, Australia.

Related Article

Kornfeld, Barry. "You Can Call It...Ray," November 1980, p. 226. A Model I/III disk menu program that runs under NEWDOS/80.

Listing 2 continued.

```
D817 EF      00360      RST      28H      ;(Does not return)
0901      00370  BUFFER  DEF5      2305      ;Dir buffer (18-byte * 128 entries
                                ;incl BOOT,DIR/SYS) + terminator)
E118      00390  BUFEND  EQU      $-1
0000      00400      END
000000 Total Errors

BUFEND  E118
BUFFER  D818
CMNDI   0018
DODIR   0022
```

End

Circle 388 on Reader Service card.

MODEL 100 C COMPILER

Now you can write efficient programs for your TRS-80 model 100 with ease. Or, learn the essentials of C programming while traveling!

C/100 - THE "PORTABLE" C COMPILER

Cassette version \$49.00
Disk/Video interface version \$59.00
Model II version (run on mod II, then download object code to model 100) .. \$79.00
Model III version (as above for Mod III) .. \$79.00

Write or call for information on other TRS-80 software.

MODELS II, 12, 16 MODELS III, 4

TRIS/C C COMPILER

Full K&R with source to the function library. UNIX compatible \$85.00

ZSPF EDITOR


SPF, the choice of most mainframe programmers, is now available for Z80 machines. And it's panel driven so you can customize it! \$75.00

business utility software

109 minna ste 423 san francisco ca 94105

(415) 397-2000

Circle 34 on Reader Service card.



Drive 1 139⁹⁵

Your Choice
Silver or White

239⁹⁵ Drive 0

SUPER DRIVE SALE

Special prices on new first quality disk drives. They even have GOLD connectors on the back... Some other places charge 279.00 for dr. 1 and 349.00 for dr. 0, not us! Drive 1 is for mod I, Second Color Computer drive, or external mod III, IV. Drive 0 is your first Color Computer drive and comes complete with controller, cable and manual. Bare drives for internal mod III, IV, only 89.95! For double-sided, add 45.00 (only for those who have DS-DOS, boards and knowledge)

Bust Out Game Cart. \$5.95 Color Computer I Dust Cover \$1.95 64K Upgrade \$39.95

THE COMPUTER CENTER

901-761-4565, 5512 Poplar, Memphis, TN 38119

Add \$3.90 for shipping & handling—Visa, M/C accepted—Dealer inquiries welcome

Circle 422 on Reader Service card.

Word Processing SIMPLIFIED

for
Super SCRIPSIT
The simple
instruction book

use with TRS-80 III, IV, IVP

CLEAR, SIMPLE, EASY

• home • office • education
All you need is a super SCRIPSIT
diskette.

The **only** instruction book
you'll ever need.

ORDER NOW

Send check or **MO** for \$19.95
includes shipping to:

Kelly Enterprises

P.O. Box 247

Holt, MI

48842-0247

Moving?

Subscription Problems?

Get help with your subscription by calling
our new toll free number:

1-800-645-9559*

between 9 a.m. and 5 p.m. EST, Mon-
day-Friday.

If possible, please have your mailing label
in front of you as well as your cancelled
check or credit card statement if you are
having problems with payment.


If moving, please give both your old and
new addresses.

*New York State residents call 1-800-732-9119.

Circle 207 on Reader Service card.

Verbatim flexible disks

Call Free (800) 235-4137 for
prices and information. Dealer
inquiries invited. C.O.D. and
charge cards accepted.



VISA

PACIFIC EXCHANGES

100 Foothill Blvd.
San Luis Obispo, CA
93401. In Cal. call
(800) 592-5935 or
(805) 543-1037.

There's only one newsstand in the entire world offering you this selection of great computer publications.



You're holding it.

That's right; you can get them all here. **And at discounts.** So browse. Whether you're new to computers, an experienced home/professional user or "in the business": order yours, today!

- ☐ **Computerworld.** If you manage information, you can't manage without your own subscription. \$39 gets you 51 issues, plus 10 Special Focus publications. Save \$5.
- ☐ **PC World.** The one publication that will grow with your growing PC needs. Helps you analyze financial/accounting data, manage complex projects, communicate results and plan. Now 12 issues for only \$17.97; you save \$5.78.
- ☐ **InfoWorld.** The only way to stay on top of what's happening is by getting the **only** personal computing newsweekly. Authoritative. Objective. Easy to read. \$29.58 for 51 issues . . . only 58¢ an issue.
- ☐ **inCider.** The Apple journal . . . and the **only** magazine devoted exclusively to the Apple family of computers. \$24.97 for 12 monthly issues. Save 30% off the cover price.
- ☐ **Macworld.** The world's most creative computer demands a journal that's just as simple, powerful and fun: *Macworld*. Now 12 issues of this attractive, easy-to-read publication can be yours for only \$24 (you save \$6).
- ☐ **HOT CoCo.** Keep the color in your life all year long with *HOT CoCo*, the magazine specifically created for the TRS-80 color computer and MC-10 user. \$24.97 for 12 months. Save 30% off the cover price.
- ☐ **80Micro.** Don't risk being an uninformed TRS-80 user. Get current, unbiased, system-specific information from the largest, most knowledgeable TRS-80 source. \$24.97 for 12. Save 48% off the cover price.
- ☐ **RUN.** The informative (and fun) Commodore 64/Vic-20 monthly. Comprehensive software/hardware reviews, action-packed games and timely tips to help you get the most out of your system. \$19.97 for one year: 43% off the cover price.
- ☐ **Micro Marketworld.** Selling? Twice a month, get in-depth reviews/forecasts to keep **ahead** of consumer trends/market needs. FREE if you qualify.

☐ **On Communications.** Bypass, teleconferencing, CATV: each month, explore the major developments shaping our communications world. FREE to qualified applicants.

TO ORDER:

Check the publications you want above, then fill in below, and return this page to:

CW Communications/Inc.
Circulation Department
Box 880
Framingham, MA 01701

Name _____
(Please print or type.)

Title _____

Company _____

Nature of Business _____

Street _____

City _____

State _____ Zip _____

Telephone (____) _____

Address shown is: ☐ Home ☐ Business

☐ Bill me.

☐ Payment enclosed (make check payable to "CW Communications/Inc.").

☐ Send information about foreign rates.

Please allow 6-to-8 weeks for your first issue.

Your Money-Back Guarantee

If for any reason you're ever dissatisfied with your subscription, simply request a refund for all unmailed issues.



CW COMMUNICATIONS/INC.

375 Cochituate Road, Box 880
Framingham, MA 01701
(617) 879-0700

6C09-12-EM07

Signs Of the Times

A sign blaring "FREE SOFTWARE" would certainly attract attention at a trade show. This month, I'll describe how to build and operate such a remote display. It displays 16 alphanumeric characters and works with a standard RS-232C port so you can use it with virtually any microcomputer. And since you can control the display through a modem, you're not distance-limited by a tangled control wire.

The board (see the Photo) uses an 8250 UART (universal asynchronous receiver/transmitter) as the serial interface controller and an 8748 single-chip microcomputer as the display controller. The 8748 also sets up the 8250 for operation and processes the characters the 8250 receives. A description of the RS-232C interface and the operation of the UART appears in the January 1984 Project 80 (p. 197).

The board also requires two Hewlett-Packard HDSP-6300 eight-character, 18-segment LED (light-emitting diode) alphanumeric displays and the Texas Instruments AC5947 ASCII-to-18-segment decoder/driver chip. Figure 1 shows a block diagram of the remote display board.

The 8250 UART

The 8250 UART has a few features that make it an appropriate choice for this project, namely its internal register address latching (using its ADS/ signal), an internal software-controlled baud rate generator, and a CSOUT signal that indicates when the device is selected.

The 8250 has 10 internal registers, though some are read- or write-only. These registers handle the serial data format (i.e., number of data bits, odd, even, or no parity, number of stop bits, and so on), the modem control lines (RTS/, DTR/, and so on), and the baud rate generator frequency. They also let you monitor various status conditions, send and receive data, and enable certain interrupt conditions, if desired.

The 8748 sets up the board's UART parameters for 7 data bits, 1 stop bit, and no parity. You should use these parameters when sending characters to the 8250 (although you could send more than 1 stop




Photo. Remote display board.

bit if you wanted). The 8748 also sets the baud rate by reading the configuration of the external DIP (dual in-line package) switch, which indicates the desired baud rate. The 8748 looks up the appropriate divider value in a ROM table and sends it to the 8250 to generate the appropriate baud rate frequency (X16).

The HDSP-6300 Alphanumeric Display

Hewlett-Packard's HDSP-6300 18-segment alphanumeric display consists of eight separate digits, each containing 18

segments in the configuration shown in Fig. 2. This configuration displays the 64-character 6-bit ASCII character set (uppercase alpha characters as well as numbers and special symbols). All eight corresponding anodes for each of the 18 LED segments are connected in common and to a pin on the display (18 anode connections in all). Each character has its own common cathode character-select connection.

The display is designed to operate in a multiplexed configuration. Each character is turned on for a predetermined

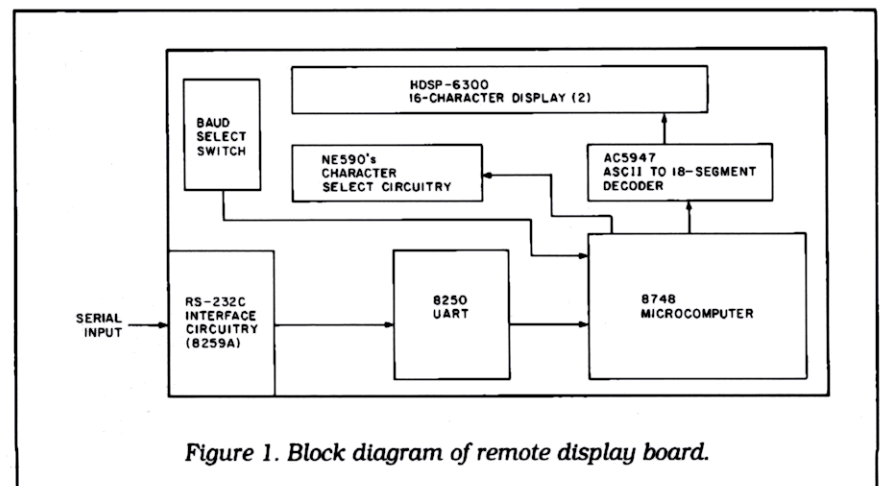


Figure 1. Block diagram of remote display board.

MEGABYTES FOR MINI-BUCKS


Model 1, 3, 4 Hard Drives

	Primary	Secondary
5 Megabyte —	\$ 795.	\$ 595.
10 Megabyte —	\$1095.	\$ 895.
15 Megabyte —	\$1295.	\$1095.
30 Megabyte —	\$1895.	\$1695.

(Model 1 add \$50.)

TRS-80 Hard Disk Subsystem Features*

- * All sizes rated after formatting
- * TRS-80 Models 1,3,4, and 4P supported
- * Your choice of DOSPLUS, LDOS, or TRSDOS 6.x Software Drivers included.
- * Newdos 80/Version 2.5 Systems available.
- * Up to two secondary drives may be added.
- * Error checking and correcting controller.
- * Buffered seek drives for improved access time.
- * Built in power up diagnostics.
- * Drives use plated media for long disk life.
- * Heavy duty power supply.
- * Fan cooled.
- * Gold connectors used throughout for high reliability.
- * 1 year warranty



Shop and compare. Hard Drive Specialist has been building hard drive systems for years and have sold thousands of subsystems to satisfied TRS-80 customers. We fully support TRS-80 Models 1,3,4, and 4P computers on available hard drive operating systems. We use the latest state-of-the-art drives and controllers. Our drives all use buffered seek logic and plated media to result in almost one-fourth the average access times found on our competitors drives. Plated media results in longer platter life and high resistance to head crashers not found on coated media drives. We utilize high construction throughout including heavy duty power supply, cooling fan and gold edge card connectors. We back our drives with a one year parts and labor warranty and we're so sure that you'll like our drive that we offer a thirty day money back guarantee. So when it comes time to buy, look beyond the price and choose the best drive. After all, we are the Hard Drive Specialist!

HDS Multiplexer

\$1295.

The HDS Multiplexer allows the usage of up to 4 Model III or IV systems using Dosplus 3.5, LDOS, TRSDOS 6.x, and DOSPLUS IV on a HDS Hard Drive. The standard package includes the Master Control Unit, Host Adapters for 2 Computers and 40' of cable. Each additional Host adapter add \$150. Each additional foot of cable add \$1. up to 100 feet per computer.

Model 3/4 Boot Rom \$39.95

Allows you to boot directly from a HDS Hard Drive using DOSPLUS. Versions available for useage with and without Multiplexer.

AS SEEN AT THE RADIO SHACK
COMPUTER SHOWCASES

Tandy 1000 Hardware

Tandy 1000

TanPak

The first and only board that your Tandy 1000 may ever need. Your 1000 is very versatile, new applications and functions are being developed for it every day. And now with the HDS TanPak you can keep your options open for tomorrows technology. As you know the Tandy 1000 only has 3 expansion slots, and those are not quite PC compatible. The TanPak does the job using one expansion slot that normally would require four using Tandy boards. The TanPak includes a Serial Port, a Clock, and sockets for up to 512K of Memory Expansion. And the best part of all, it will save you some big bucks over the Tandy boards.

TanPak 128K \$399.

Radio Shack and Tandy are trademarks of Tandy Corporation, TanPak, and TanTel are trademarks of Compukit Corporation.

Hard Drive Kit

Put a 10 Megabyte Hard Drive inside your Tandy 1000. This Hard drive subsystem includes an interface card and a Half-Height Hard Drive that directly replaces a floppy disk drive in both size and power consumption drive.

**10 Megabyte Internal Drive
System \$895.**

**10 Megabyte External Drive
System \$1095.**

**15 Megabyte External Drive
System \$1395.**

**30 Megabyte External Drive
System \$1895.**

Disk Drives

Fast stepping add on or replacement disk drives for half the Radio Shack price **\$149.**

HARD DRIVE SPECIALIST

Ordering Information

Use our Watts line to place your order Via Visa, MasterCard, or Wire Transfer. Or Mail you payment directly to us. Any non-certified funds will be held until proper clearance is made. COD orders are accepted as well as purchase orders from government agencies. Most items are shipped off the shelf with the exception of hard drive products that are custom built. UPS ground is our standard means of shipping unless otherwise specified. Shipping costs are available upon request.

1-713-480-6000

Order Line 1-800-231-6671

16208 Hickory Knoll,
Houston, Texas 77059

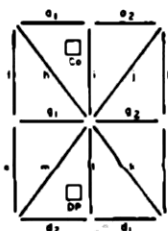


Figure 2. HDSP-6300 18-segment character display.

amount of time, turned off, and the next one is turned on. This happens so quickly you can't detect it. This is the same display method calculators use.

The T.I. AC5947 ASCII Decoder/Driver

The Texas Instruments AC5947 is a key chip in the remote display board. It turns on the correct segments of the currently selected 18-segment digit, based on the 6-bit ASCII character latched into the device (see Fig. 5). Since it only supports 6-bit ASCII characters, you can't get lowercase; the 8748 software converts all incoming lowercase characters to uppercase.

I could have eliminated the AC5947 and replaced it with simple latches, but I would have had to control the segment combinations for each character through software. Since this function was already available in an inexpensive device (under \$5), I chose the least-work approach.

The 8748 Single-Chip Microcomputer

The block diagram for the 8748 is shown in Fig. 3. The 8748 is a version of the 8048 microcomputer which has on-chip EPROM instead of mask-programmable ROM. While the microprocessor portion of the 8748 is primitive by today's standards (even in comparison to the Z80 or 6502), it is sufficient for many simple control applications.

The 8748 has 1,024 bytes of EPROM, 64 bytes of RAM, one counter/timer, 24 general-purpose input/output (I/O) lines, three additional special input lines, an on-chip crystal oscillator (requiring an external crystal), interrupt control for a timer interrupt and one external interrupt, and a limited ability to access additional external program memory, data memory, and I/O.

Unlike traditional microprocessors (e.g., the Z80), which use the popular von Neumann architecture, the 8748 uses the less-common Harvard architecture. Von Neumann architecture involves having both program and data

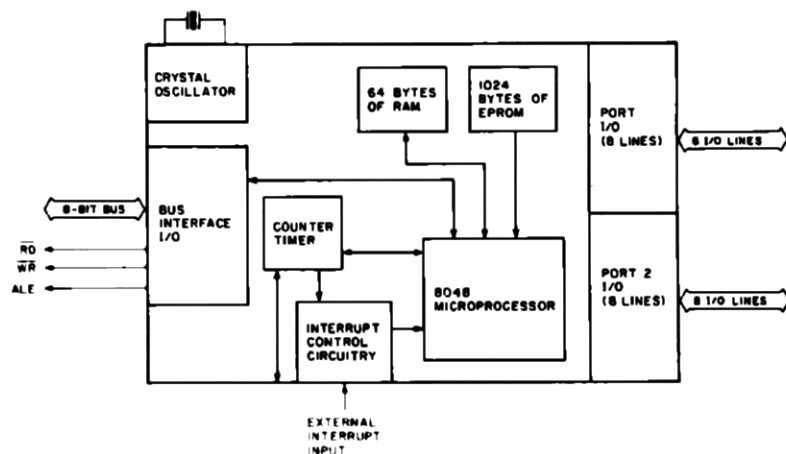


Figure 3. 8748 block diagram.

Gty.	Description	Dist.	Part Number	Price Each
1	8748 single-chip microcomputer	JDR	8748	24.95
1	AC5947* T.I. 18-segment decoder/driver	AE	AC5947	5.00
2	HDSP-6300* HP 8-character, 18-segment display	HA	HDSP-6300	40.00
2	NE590 8-channel device driver I.C.	JDR	NE590	2.50
1	8250 UART w/on-chip baud rate generator	JDR	8250	10.95
1	LM1489A quad RS-232C receiver IC	JDR	LM1489	0.69
1	74LS14 hex inverter/Schmitt trigger (LS TTL) IC	JDR	74LS14	0.59
1	74LS245 bidirectional bus buffer (LS TTL) IC	JDR	74LS245	1.49
1	DB-25S/RA right angle D-subminiature connector	JDR	DB25SR	4.42
1	6.0 MHz crystal	JDR		2.95
1	1.8432 MHz crystal	JDR		3.95
1	4-pos. dip switch (SPST)	RS	275-1304	1.49
1	47 µF/35 V electrolytic capacitor (pc mount)	RS	272-1027	0.69
4	.1 µF/50 V disc capacitor	RS	272-135	0.25
1	4.7 µF/50 V electrolytic capacitor	JDR		0.15
1	10 pF/500 V disc capacitor	DK	P4000	0.08
2	22 pF/500 V disc capacitor	DK	P4004	0.08
1	47 pF/50 V disc capacitor	RS	272-121	0.20
1	1.5k ohm resistor (¼ watt, 5%)	DK		0.05
1	1m ohm resistor (¼ watt)	DK		0.05
2	1k ohm resistor (¼ watt)	RS	271-1321	0.08
1	100k ohm resistor (¼ watt)	RS	271-1347	0.08
9	4.7k ohm resistor (¼ watt)	RS	271-1330	0.08
18	36 ohm resistor (¼ watt, 5%)	DK		0.05
1	Momentary contact push button SPST switch	RS	275-1571	0.80

*Price is approximate. Call or write for current pricing and availability.

Parts Distributors

Arrow Electronics, (AE), 3810 Varsity Drive, Ann Arbor, MI 48104. 313-971-8220.

Digi-Key Corporation, (DK), Highway 32 S., P.O. Box 677, Thief River Falls, MN 56701. 800-346-5144, 218-681-6674.

Hamilton/Avnet Electronics, (HA), 32487 Schoolcraft Road, Livonia, MI 48150. 313-522-4700.

JDR Microdevices, (JDR) 1224 S. Bascom Avenue, San Jose, CA 95128. Outside CA: 800-538-5000, 408-995-5430. In CA: 800-662-6279.

Tandy/Radio Shack, (RS), National Products Division, 900 E. Northside Drive, Fort Worth, TX 76102. 817-870-5662.

Table. Remote display board parts list.

LETTER - WRITER™
"Integrated WORD PROCESSING Power"

BEST BUY

THE "BEST" SOFTWARE IS GUARANTEED! TRY IT and LIKE IT, or GET a REFUND

The machine code disk L-W is "A" rated by Allenbach's "SOFTWARE REPORTS" for:

EASY USE, DOCUMENTATION, FEATURES

- FORM LETTERS and LABELS on any printer.
- ADD and SUB bookkeeping and tax columns.
- LEGAL PAPER LINE NUMBERING, Centering.
- Copy, move, delete, insert, merge, select.
- Screen display same as printout, unmodified. M1 users can see and print up/lower case.
- * MASS MAILER, graphics, cancel changes.
- SPLIT SCREEN typing line, see old and new versions, word wrap, disk warm start.
- * Over 50 "one key" INSERTION PHRASES.
- ONE MODE: Type / Edit / Delete without switching modes — NO TRAINING PERIOD.

WE PAY TAX and USA SHIPPING. Try your L-W for 3 months. Like it or return it for a refund, less our shipping costs of: \$3.50.


Models I, III / IV: TAPE 16K \$ 27.99
DISK 32K (*Extra Features) \$ 47.99

10 Verbatim SS/DD \$ 19.99, DS/DD \$ 23.99
20 Microcette C-10 tapes and boxes \$ 13.95

ASTRO-STAR ENTERPRISES
5905 Stone Hill Dr. Information/orders:
Rocklin, CA 95677 (916) 624-3709

Orders: 1-800-622-4070
in IL 1-800-942-7317

**TRS-80
DISCOUNT**



**Computers
at Guaranteed
Low Prices***

**ATON CP/M FOR II, 12, 16
EPSON & NEC PRINTERS
DYSAN DISKETTES
HAYES MODEMS**

**Desert Sound, Inc.
of California**

1-800-835-5247

Factory Authorized Dealer

TRS-80 is a Reg. Trademark of Tandy Corp.

*Call for FREE CATALOG
and Price Guarantee

Calif. Res. Call 619-244-6883

**GT ENTERPRISES
COMPUTER DISKETTES**



5 1/4" DS/DD \$.99 each
5 1/4" SS/DD \$.90 each

LIFETIME GUARANTEE
Individually Tested, 100% Error Free
Reinforced Hub Rings, Write Protect Tabs,
Color ID Labels and Tyvec Envelopes Included

Add \$3.00 shipping per 100 or fewer diskettes
WA Residents add 8% sales tax

PHONE ORDERS
C O D - Mastercard & Visa Accepted


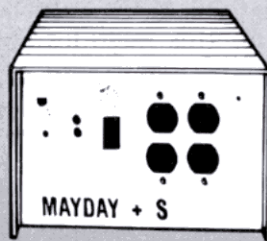

MAIL ORDERS
Certified Checks & Money Orders receive immediate processing - Personal checks allow 3 wks to clear

GT ENTERPRISES
2400-SW 325th Street, Federal Way, WA 98023
24 HOUR PHONE (206) 838-5107

Computer Stores ask about our wholesale and private labeling service

UNINTERRUPTIBLE POWER SYSTEMS

By Sun Research



For complete protection from **Blackout, Brownout, Surge and Spike** specify a **MAYDAY** Uninterruptible Power System by **SUN RESEARCH**.

Eliminate costly downtime and lost data caused by those momentary power losses. Protect your software and hardware from damage caused by sudden drops in line voltage. Isolate your computer system completely from the AC wall circuit with a **MAYDAY** continuous (On-Line) Uninterruptible Power System. Give all your components clean 60Hz sine wave

power for efficient operation at a price you can afford.

Available in 150, 300, 600, 1000 and 1500 VA Capacities.



**MAYDAY™ Division
SUN RESEARCH, INC.**
Old Bay Road, Box 210
New Durham, N.H. 03855
(603) 859-7110



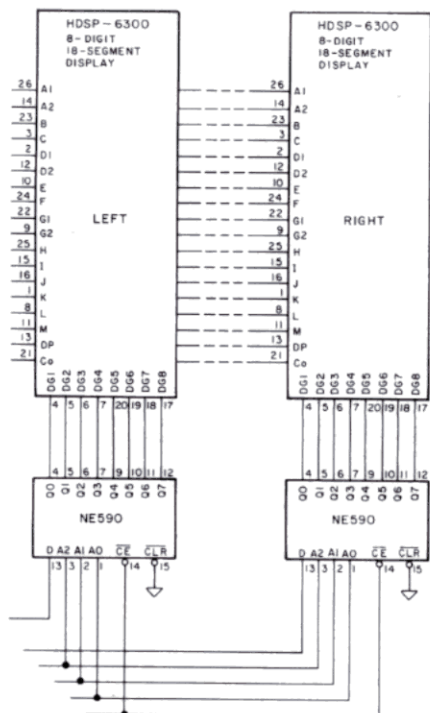


Figure 4. Schematic for 16-character remote alphanumeric display.

Circle 464 on Reader Service card.

Attention SUBSCRIBERS

We occasionally make our mailing list available to other companies or organizations with products or services which we feel might be of interest to you. If you prefer that your name be deleted from such a list, please fill out the coupon below or affix a copy of your mailing label and mail it to:

CW Communications/Peterborough

80 Micro

PO Box 981

Farmingdale, NY 11737

Please delete my name from mailing lists sent to other companies or organizations.

Name _____


Address _____

City _____ State _____ Zip _____

80 MICRO


Grafyx Solution™ Save \$100.00

High-Resolution Graphics for Mod 4/4P/III



Superior Hardware. The Grafyx Solution provides 153,600 pixel elements which are arranged in a 640 x 240 or on the Model III a 512 x 192 matrix. Hundreds of new business, personal, engineering, and educational applications are now possible. The hi-res display can be shown on top of the standard display containing text, special characters, and block graphics. This simplifies program debugging, text labeling, and upgrading current programs to use graphics. The Grafyx Solution fits completely within any tape or disk based Model 4, 4P, or III. Installation is easy with the plug-in, clip-on board.

Superior Basic. Over 20 commands are added to the Basic language. These commands will set, clear or complement points, lines, boxes, circles, ellipses, or arcs. The hi-res screen can be printed on any of 20 popular printers or saved or loaded to disk without leaving Basic. Areas may be filled in with any of 256 patterns. Sections of the screen may be saved and then put back using any of five logical functions. Labels can be printed in any direction. The viewing area can be changed. The entire screen can be complemented or cleared. Graphics Basic provides dot densities of 640 x 240, 320 x 240, 160 x 240, and 160 x 120, all of which can be used in the same display.



Superior Software. The board comes with over 40 programs and files which make it easier to use, serve as practical applications, demonstrate its capabilities, and serve as programming examples. The software works with TRSDOS 1.3, 6.1.2, 6.2, LDOS, NEW-DOS80, and DOSPLUS. The Grafyx Solution is also supported by a number of optional applications programs: Draw, Bizgraph, xT.CAD, 3D-Plot, Mathplot, Surface Plot, Biorhythm & USA, Music.

The Grafyx Solution package is shipped complete for \$199.95 (reduced from \$299.95). A manual for review is \$15. Payment may be by check, Visa/MC, or COD. Domestic shipping is free on pre-paid orders. Texas residents add 5% tax.

MICRO-LABS, INC. 214-235-0915
902 Pinecrest, Richardson, Texas 75080

It's apparent why today's processors use the von Neumann approach.

memories uniform, where the processor can access them with the same instructions. Indeed, a program running on a von Neumann-type processor could even modify itself.

In contrast, the Harvard architecture separates program memory and data memory. It uses different instructions to access the different memories and it's designed so that programs can't modify themselves. While the Harvard approach is probably the better choice for a simple microcomputer with limited resources, it quickly becomes apparent why today's processors use the von Neumann approach more widely.

(The 8748 will likely appear in future Project 80 projects. For those of you who are interested, see the references section at the end of this column for more information.)

I needed an assembler to write the software for the computer. I found one: an 8748 assembler from Mumford Micro Systems (Box 400, Summerland, CA 93067, 805-969-4557). It works well, and I recommend it. Although the assembler normally sells for \$125, Mumford Micro Systems agreed to make it available to Project 80 readers for \$50 during the month this column appears.

Building the Display Board

Figure 4 shows the schematic for the remote alphanumeric display board; the parts list appears in the Table. The HDSP-6300 displays 26 pins fit nicely into a 28-pin socket. They're designed to fit together edge to edge to create a longer display. Together with the two 28-pin sockets for the displays, you'll need two 40-pin sockets, three 28-pin sockets, one 20-pin socket, two 16-pin sockets, and two 14-pin sockets for the integrated circuits (ICs). If you put your resistors on component carriers as I did, you'll also need three additional 16-pin sockets.

The interconnection between the 8748 and the AC5947 and 8250 devices is straightforward. All four buffers of the 1489A RS-232C receiver chip are shown connected, since the 8250 has input support for the various modem control signals. As currently designed, however, the 8748 software uses only the receive

		A ₃ A ₂ A ₁ A ₀															
A ₅	A ₄	0	1	2	3	4	5	6	7	8	9	A	B	C	D	E	F
0	0	P	A	B	C	D	E	F	G	H	I	J	K	L	M	N	O
0	1	P	Q	R	S	T	U	V	W	X	Y	Z	[\]	^	_
1	0	!	"	#	\$	%	&	'	()	*	+	,	-	.	/	:
1	1	0	1	2	3	4	5	6	7	8	9	:	;	<	=	>	?

Figure 5. AC5947 6-bit ASCII character set.

Program Listing. Program that controls the remote display.

```

;*****
; THIS PROGRAM CONTROLS THE PROJECT 80 REMOTE RS-232C
; ACCESSED 16-CHARACTER ALPHANUMERIC DISPLAY. IT IS WRITTEN
; TO FOR USE BY AN 8748 MICROCOMPUTER, WHICH IS USED AS THE
; SYSTEM CONTROLLER. THE 16 CHARACTERS ARE MULTIPLEXED, WITH
; EACH CHARACTER DISPLAYED FOR APPROXIMATELY 640 NS BEFORE
; THE NEXT CHARACTER IS DISPLAYED.
;
; ***** WRITTEN BY ROGER C. ALFORD *****
;*****
; SYSTEM EQUATES:
000C   CTRL: EQU 0CH ;ASCII CTRL-L (CLEAR DISPLAY)
0010   NUMCHR: EQU 16 ;NUMBER OF DISPLAY CHARACTERS
0003   LCR: EQU 03H ;8250 UART "LINE CONTROL REGISTER"
0001   DLM: EQU 01H ;8250 UART "DIVISOR LATCH MSB" REG.
0005   LSR: EQU 05H ;8250 UART "LINE STATUS REGISTER"
0000   RBR: EQU 00H ;8250 UART "RECEIVER BUFFER REGISTER"
0020   STDSP: EQU 20H ;START OF CHAR. BUFFER IN RAM
0030   CHRPTR: EQU STDSP+NUMCHR ;CURRENT CHAR. IN BUFFER POINTER
0031   MPXVLU: EQU CHRPTR+1 ;DISPLAY CHAR. MULTIPLEX COUNTER
;*****
; THIS SECTION OF CODE CONTAINS THE RESET AND INTERRUPT
; VECTORS AND THE RESET INITIALIZATION CODE.
;
0000   ORG 000H
0000 0409   RESET: JMP INIT ;SYSTEM RESET -- INIT. BELOW
0007   ORG 007H
0007 04A6   TMRINT: JMP PRCTMR ;TIMER INTERRUPT -- PROCESS IT
0009   ORG 009H
0009 8AFF   INIT: ORL P2,0FFH ;MAKE SURE NO CHARACTERS ARE
; TURNED ON.
000B 1442   CALL CLRDSP ;CLEAR THE DISPLAY RAM AREA
000D 18     INC R0 ;POINT AT THE MULTIPLEX CNTR,
; "MPXVLU".
000E B000   MOV @R0,000H ;CLEAR THE MULTIPLEX COUNTER
0010 144F   CALL SETURT ;SET-UP THE UART
0012 997F   ANL P1,07FH ;CLEAR P1 BIT 7 TO PERMIT
; CHARACTERS TO BE DISPLAYED.
0014 23FF   MOV A,0FFH ;GET THE INITIAL TIMER START
; COUNT VALUE.
0016 62     MOV T,A ;WRITE THE COUNT VALUE TO THE
; TIMER -- PERMIT TIMEOUT RIGHT
; AWAY.
0017 55     STRT T ;START THE TIMER
0018 25     EN TCNTI ;ENABLE TIMER INTERRUPTS
;END OF INITIALIZATION CODE: INIT.
;*****
; THIS SECTION OF CODE IS THE MAIN CONTROLLING LOOP, WHICH
; CHECKS FOR CHARACTER INPUT AND STORES RECEIVED CHARACTERS
; IN APPROPRIATE CHARACTER BUFFER STORAGE LOCATIONS, SCROLLING
; THE DISPLAY IF NECESSARY.
;
0019 146F   MAIN: CALL CHKURT ;HAS A VALID CHARACTER BEEN
; RECEIVED?
001B C619   JZ MAIN ;IF NOT, CHECK AGAIN
001D AF     MOV R7,A ;YES, STORE THE CHAR. TEMP.
; IN REGISTER R7
001E D30C   XRL A,CTRL ;IS THE RECVD CHAR. A CTRL-L?
0020 9626   JNZ NOCLR ;IF NOT, CONTINUE BELOW
0022 1442   CALL CLRDSP ;OTHERWISE, CLEAR THE CHAR.
; DISPLAY BUFFER AREA.
0024 0419   JMP MAIN ;GO BACK AND LOOK FOR ANOTHER
; CHARACTER.
0026 B030   NOCLR: MOV R0,CHRPTR ;PUT THE ADDRESS OF THE CURRENT
; CHAR. POSITION ADDR. INTO R0.
0028 F0     MOV A,@R0 ;PUT THE CURRENT CHARACTER POS.
; ADDRESS INTO THE ACC.
0029 AA     MOV R2,A ;NOW PLACE IT INTO R2 TEMPORLY
002A 0320   ADD A,STDSP ;ADD THE STARTING ADDRESS OF
; THE DPLY CHAR. BUFFER, TO
; POINT AT THE CORRECT CHAR.
; POSITION IN THE BUFFER.
002C A9     MOV R1,A ;PLACE THE CHAR. POINTER VALUE
; INTO REG. R1 FOR ADDRESSING.
002D B631   JF0 DOSHFT ;IF FLAG F0 IS SET, THE BUFFER
; CHAR'S MUST BE SHIFTED LEFT.
002F 0433   JMP SAVCHR ;OTHERWISE, JUST SAVE THE CHAR.
0031 1492   DOSHFT: CALL SHFTDS ;SHIFT THE CHAR'S IN THE CHAR.
; STORAGE AREA LEFT ONE POS.
; GET THE CHARACTER TO BE SAVED
0033 FF     SAVCHR: MOV A,R7

```

Listing 1 continued

need a 0.1-inch matrix prototyping board with at least 15 square inches of circuit area, and a +5-volt power supply at 500 milliamps.

Operating the Display Board

The reset circuitry at the RESET/ input of the 8748 generates a reset whenever you apply power or press the reset button. The 8250 also resets at these times, and the 8748 must initialize it for use.

The 74LS245 that appears between the 8748 and the 8250 is merely used for data bus buffering and isolation. Without the 74LS245, the 8250 could corrupt the data lines during the time the 8748 tries to put an address on the lines. For proper operation, you need the 74LS245.

The Assembly-language program that controls the 8748 is shown in the Program Listing. The 8748 then clears the display buffer (to ASCII blanks) and initializes the 8250 to receive characters with 7 data bits and no parity. It also sets the 8250's internal baud rate generator to the rate determined by the value on the DIP switches. On reset, all the 8748 I/O lines go high (or become inputs). Since this includes the port 2, bit 7 line to the NE590s, the NE590s are disabled at reset. This is important since some of the LEDs on the HDSP-6300 displays could be damaged otherwise.

Once you initialize the display buffer and the 8250, the program writes the value 0FF hexadecimal (hex) to the timer and the timer kicks in; it also enables timer interrupts. An interrupt then occurs within 80 microseconds (the internal clock time to the timer).

Meanwhile, program execution continues into its Main section, continually checking the UART for a character input. If one occurs, the program checks to make sure the character's valid (either above 1F hex or equal to 0C hex [control-L], the Clear Screen command). The program ignores invalid characters.

When the program gets a valid character, it converts it from lower- to uppercase if necessary, then stores it in the next display buffer location. If the program finds the display buffer full, it moves the display characters left one position to accommodate the new character, simultaneously losing the leftmost character.

The entire responsibility of the Main program section is to look for and process incoming characters. All other 8748 processing activity (mostly display updating) takes place under timer interrupt servicing, in the PRCTMR timer service routine. As mentioned, I designed the HDSP-6300 displays for multiplexed operation. Each LED segment has both an absolute current limit and an average current limit. I chose the current-limit-

Listing 1 continued

```

0069 FA      MOV     A,R2      ;GET THE LOW-ORDER BAUD RATE
                                ; DIVIDER BYTE.
006A 91      MOVX    @R1,A      ;WRITE THE LOW-ORDER BAUD RATE
                                ; DIVIDER WORD TO THE 8250
                                ; "DLL" REGISTER. THE BAUD RATE
                                ; IS NOW SET.
006B 2302    MOV     A,#02H    ;GET THE ORIGINAL 8250 "LCR"
                                ; VALUE, CHANGING BIT 7 FOR
                                ; ACCESS TO OTHER REGISTERS.
006D 90      MOVX    @R0,A      ;WRITE THE NEW "LCR" REGISTER
                                ; VALUE TO THE 8250.
006E 83      RET              ;8250 SET-UP DONE -- RETURN TO
                                ; THE CALLING ROUTINE.

;END OF SUBROUTINE: SETURT.
;
;*****
006F          CHKURT:
;
; THIS SUBROUTINE CHECKS THE 8250 UART FOR A RECEIVED
; CHARACTER. IF ONE HAS BEEN RECEIVED, IT IS READ FROM THE
; RECEIVE REGISTER AND CHECKED FOR VALIDITY. IF ITS VALUE IS
; LESS THAN 20H, EXCEPT THE VALUE 0CH, IT IS CONSIDERED
; INVALID, AND IS NOT RETURNED. THE 0CH VALUE (CTRL-L) IS
; THE "CLEAR DISPLAY" COMMAND AND IS ACCEPTED. IF THE
; RECEIVED CHARACTER HAS BOTH BIT 5 AND BIT 6 SET (GENERALLY
; A LOWER CASE CHARACTER), BIT 5 IS CLEARED TO MAKE THE VALUE
; AN UPPER CASE VALUE. IF A VALID CHARACTER IS RECEIVED, IT
; IS RETURNED IN THE ACCUMULATOR; OTHERWISE THE ACCUMULATOR IS
; RETURNED CLEARED.
;
006F B805    MOV     R0,#LSR    ;POINT AT THE 8250 "LINE STATUS
                                ; REGISTER".
0071 80      MOVX    A,@R0      ;READ THE 8250 STATUS BYTE.
0072 5301    ANL     A,#01H    ;CHECK ONLY BIT 0
0074 C691    JZ      EXURT      ;IF ZERO, EXIT WITH ACC. 0
0076 B800    MOV     R0,#RBR    ;OTHERWISE A CHARACTER HAS BEEN
                                ; RECEIVED. POINT AT THE 8250
                                ; "RECEIVER BUFFER REGISTER".
0078 80      MOVX    A,@R0      ;GET THE RECEIVED CHARACTER
0079 537F    ANL     A,#7FH    ;CLEAR THE HIGH-ORDER BIT,
                                ; SINCE IT IS UNUSED.
007B A8      MOV     R0,A      ;SAVE THE CHAR. TEMP. IN R0
007C D30C    XRL     A,#CTRL    ;IS THE VALUE A CTRL-L?
007E 9683    JNZ     NOCTRL     ;IF NOT, CONTINUE BELOW
0080 F8      MOV     A,R0      ;OTHERWISE, GET THE VALUE BACK
                                ; FROM R0.
0081 0491    JMP     EXURT      ;RETURN IT TO THE CALLING ROUT.
0083 F8      NOCTRL: MOV     A,R0 ;GET THE CHAR. BACK FROM R0
0084 5360    ANL     A,#60H    ;CLEAR ALL BUT BITS 5 AND 6
0086 C691    JZ      EXURT      ;IF BITS 5 AND 6 ARE BOTH 0,
                                ; AND INVALID CHAR. WAS RCVD.,
                                ; RETURN BELOW WITH 0 IN ACC.
0088 D360    XRL     A,#60H    ;COMPLEMENT BITS 5 AND 6 TO
                                ; SEE IF THEY ARE BOTH SET.
008A 9690    JNZ     NOLC      ;IF NOT, THE CHAR. WASN'T
                                ; LOWER CASE.
008C F8      MOV     A,R0      ;OTHERWISE THE CHAR. IS A LOWER
                                ; CASE VALUE. GET IT FROM R0.
008D 535F    ANL     A,#5FH    ;CLEAR BIT 5 OF THE VALUE TO
                                ; MAKE IT UPPER CASE.
008F A8      MOV     R0,A      ;PLACE IT BACK INTO R0 FOR NOW
0090 F8      NOLC:  MOV     A,R0 ;GET THE CHARACTER VALUE FROM
                                ; R0 TO RETURN.
0091 83      EXURT:  RET              ;UART CHECK DONE -- RETURN TO
                                ; THE CALLING ROUTINE.

;END OF SUBROUTINE: CHKURT.
;
;*****
0092          SHFTDS:
;
; THIS SUBROUTINE SHIFTS THE DISPLAY CHARACTERS IN THE
; CHARACTER BUFFER LEFT ONE POSITION, TO EFFECTIVELY SCROLL
; THE SCREEN. THIS PERMITS A NEW CHARACTER TO BE PLACED AT
; THE END OF THE DISPLAY.
;
0092 F8      MOV     A,R0      ;SAVE REGISTER R0 IN R3
0093 AB      MOV     R3,A
0094 F9      MOV     A,R1      ;SAVE REGISTER R1 IN R4
0095 AC      MOV     R4,A
0096 B821    MOV     R0,#STDSP+1 ;POINT AT THE SECOND CHAR.
                                ; POS. IN THE BUFFER.
0098 B90F    MOV     R1,#NUMCHR-1 ;MAKE N-1 CHAR. SHIFTS; N IS
                                ; THE NUMBER OF CHAR LOC'S IN
                                ; THE BUFFER.
009A F0      SHFTLP: MOV     A,@R0 ;GET THE CURRENT BUFFER CHAR.
009B C8      DEC     R0          ;POINT AT THE PREV. BUFFER LOC.
009C A0      MOV     @R0,A      ;SAVE THE CHARACTER THERE
009D 18      INC     R0          ;POINT AT THE NEXT NEW LOC.
009E 18      INC     R0
009F E99A    DJNZ    R1,SHFTLP ;LOOP UNTIL ALL BUFFER CHAR'S
                                ; SHIFTED.
00A1 FC      MOV     A,R4      ;RESTORE REGISTER R1 FROM R4
00A2 A9      MOV     R1,A
00A3 FB      MOV     A,R3      ;RESTORE REGISTER R0 FROM R3
00A4 A8      MOV     R0,A
00A5 83      RET              ;DISPLAY BUFFER SHIFT DONE --
                                ; RETURN TO THE CALLING
                                ; ROUTINE.

;END OF SUBROUTINE: SHFTDS.
;
;*****
00A6          PRCTMR:
;

```

Listing 1 continued

Listing 1 continued

```

0034 A1      MOV     @R1,A      ;SAVE THE CHAR. IN THE BUFFER
0035 B619    JF0      MAIN      ;IF THE FLAG F0 IS SET, THE
                                ; CHAR. PTR IS OK AS IS, LOOK
                                ; FOR ANOTHER CHARACTER INPUT.
0037 FA      MOV     A,R2      ;OTHERWISE, GET THE CHAR. PTR
                                ; VALUE PREV. SAVED IN R2.
0038 17      INC     A          ;INCREMENT IT, TO POINT TO THE
                                ; NEXT BUFFER LOCATION.
0039 923D    JB4      DSPEND     ;IF BIT 4 OF THE ACC. IS NOW
                                ; SET, THE END OF THE BUFFER
                                ; HAS BEEN EXCEEDED. BRANCH
                                ; BELOW TO DECR. AND SET F0.
003B 043F    JMP     PTROK      ;OTHERWISE, THE NEW POINTER
                                ; VALUE IS OK, SAVE IT.
003D 07      DSPEND: DEC     A    ;DECREMENT THE POINTER VALUE,
                                ; TO POINT AT LAST BUFFER LOC.
003E 95      CPL     F0        ;SET FLAG F0 TO INDICATE THAT
                                ; FUTURE CHARACTERS MUST CAUSE
                                ; A CHAR. SHIFT.
003F A0      PTROK: MOV     @R0,A ;STORE THE NEW POINTER IN ITS
                                ; APPROPRIATE LOCATION IN RAM.
0040 0419    JMP     MAIN      ;LOOP AGAIN TO LOOK FOR
                                ; ANOTHER CHARACTER.
                                ;END OF MAIN CONTROLLING CODE: MAIN.
                                ;
0042          *****
          CLRDSP:
          ; THIS SUBROUTINE CLEARS THE DISPLAY BUFFER AREA IN RAM
          ; AND RESETS THE CORRESPONDING BUFFER POINTER VARIABLE,
          ; "CHRPTR", TO 00H, CORRESPONDING TO THE BEGINNING OF THE
          ; BUFFER. THE FLAG F0 IS ALSO CLEARED, SINCE DISPLAY SCROLLING
          ; IS NOT NEEDED UNTIL THE BUFFER AREA IS FILLED.
          ;
0042 B820    MOV     R0,#STDSP ;GET THE STARTING ADDRESS OF
                                ; THE DISPLAY BUFFER AREA.
0044 B910    MOV     R1,#NUMCHR ;GET THE NUMBER OF CHARACTERS
                                ; IN THE BUFFER.
0046 B020    CLRLP: MOV     @R0,#20H ;PLACE AN ASCII SPACE CHAR.
                                ; INTO THE CURRENT BUFFER LOC.
0048 18      INC     R0        ;POINT TO THE NEXT LOCATION IN
                                ; THE BUFFER AREA.
0049 E946    DJNZ    R1,CLRLP  ;LOOP UNTIL ALL LOCATIONS OF
                                ; THE BUFFER AREA HAVE BEEN
                                ; "SPACED".
004B B000    MOV     @R0,#00H ;NOW CLEAR THE BUFFER POINTER
                                ; VARIABLE, "CHRPTR".
004D 85      CLR     F0        ;CLEAR FLAG F0 TO INDICATE THAT
                                ; NO SCROLL IS NEEDED NOW.
004E 83      RET          ;CLEAR DISPLAY DONE -- RETURN
                                ; TO THE CALLING ROUTINE.
                                ;END OF SUBROUTINE: CLRDSP.
                                ;
004F          *****
          SETURT:
          ; THIS SUBROUTINE SETS UP THE 8250 UART. THE PARAMETERS
          ; INCLUDE 7 DATA BITS, NO PARITY, AND 1 STOP BIT. THE BAUD
          ; RATE IS SELECTED BY THE CONFIGURATION OF THE ON-BOARD DIP
          ; SWITCH, AS INDICATED BY THE BAUD RATE DIVIDER VALUE TABLE,
          ; "BAUDTB".
          ;
004F B803    MOV     R0,#LCR      ;GET THE ADDR. OF THE 8250
                                ; "LINE CONTROL REGISTER".
0051 2382    MOV     A,#82H      ;SELECT 7-BIT, NO PARITY,
                                ; 1 STOP BIT. ALSO SET BIT 7
                                ; FOR ACCESS TO THE "DLL/DLM".
0053 90      MOVX    @R0,A      ;WRITE THE VALUE TO THE 8250
                                ; "LINE CONTROL REGISTER".
0054 8A70    ORL     P2,#70H     ;SET BITS 4-6 OF P2 TO ASSURE
                                ; CORRECT DIP SWITCH READ.
0056 0A      IN      A,P2      ;GET THE P2 BYTE, CONTAINING
                                ; THE DIP SWITCH INFO.
0057 47      SWAP    A          ;PLACE THE DIP SWITCH INFO.
                                ; INTO THE LOW NYBBLE OF ACC.
0058 D3FF    XRL     A,#0FFH    ;COMPLEMENT ALL BITS, SINCE
                                ; GROUNDED DIP SWITCH PINS
                                ; REPRESENT ONES.
005A 5307    ANL     A,#07H     ;CLEAR ALL BUT THE DIP SWITCH
                                ; BITS IN ACC.
005C E7      RL      A          ;SHIFT THE VALUE LEFT ONE BIT
                                ; POSITION TO CREATE AN OFFSET
                                ; INTO THE BAUD RATE DIVIDER
                                ; TABLE, "BAUDTB".
005D 0300    ADD     A,#BAUDTB-300H ;ADD THE BASE ADDRESS OF THE
                                ; BAUD RATE DIVIDER TABLE TO
                                ; POINT AT THE DESIRED ENTRY.
005F A9      MOV     R1,A      ;PLACE THE ADDRESS INTO R1 TO
                                ; SAVE IT TEMPORARILY.
0060 E3      MOVX    @R1,A      ;GET THE LOW-ORDER BAUD RATE
                                ; DIVIDER BYTE.
0061 AA      MOV     R2,A      ;SAVE IT TEMPORARILY IN R2
0062 F9      MOV     A,R1      ;GET THE BAUD RATE DIVIDER
                                ; ADDRESS BACK.
0063 17      INC     A          ;INCREMENT IT TO POINT AT THE
                                ; HIGH-ORDER DIVIDER BYTE.
0064 E3      MOVX    @R1,A      ;GET THE HIGH-ORDER BAUD RATE
                                ; DIVIDER BYTE.
0065 B901    MOV     R1,#DLM    ;POINT AT THE 8250 "DIVISOR
                                ; LATCH MSB" REGISTER.
0067 91      MOVX    @R1,A      ;WRITE THE HIGH-ORDER BAUD RATE
                                ; DIVIDER BYTE TO IT.
0068 C9      DEC     R1        ;POINT AT THE 8250 "DIVISOR
                                ; LATCH LSB" REGISTER.

```

Listing 1 continued

Position crystals and associated circuitry close to where you'll connect them.

data pin (pin 2 on the DB-25S). The inputs to the 1489A receivers connect to a right-angle DB-25S connector, and are specified in a DCE (data communication equipment) configuration. If you were to connect to a DTE (data terminal equipment) device, such as a standard terminal, you'd have to do so with a straight-through RS-232C cable, connecting pins 2-2, 3-3, 4-4, and so on. A cable with only pins 2 and 7 connected through is all you need to run this board, since the remaining signals are optional and currently unsupported.

The connections between the AC5947 and the HDSP-6300s may be a bit confusing. Each of the AC5947's 18-segment outputs must connect to a unique 36-ohm current-limiting resistor. You then connect the other side of each resistor to the appropriate segment pin on both of the two HDSP-6300 displays. For example, the B segment line (pin 8) of the AC5947 connects to a 36-ohm resistor, the other side of which connects to pin 23 (the B segment pin) on both of the HDSP-6300 displays. Be careful on the numbering of the HDSP-6300 pins; since it's a 26-pin device, one row of pins numbers from 1-13, while the other row numbers from 14-26. Also, don't inadvertently count the unused two legs of the 28-pin socket when searching for a pin.

Only three of the switches on the four-position DIP switch connect to the 8748. The 8748 software reads these to determine which baud rate to select. The schematic shows the switch settings for the various baud rates available, as currently decoded by the software. Be careful when connecting the DIP switch; the switches are numbered 1-4 from left to right; the rightmost three form the binary baud rate select value.

The schematic includes power and ground connections for the ICs. You should position crystals and associated circuitry as close as possible to where you'll connect them. You need to put three 0.1-μF decoupling capacitors on the board, across the power and ground pins of their respective chips, as close as possible to the power pins.

Besides the items listed in the parts list and the sockets mentioned above, you'll

Error total = 0

```
REM 1234.67
1 CLEAR$05.DEFINITA-Z:DEFNNIT(A1)-A1+65536
*(A1+32767):DEFNPEE(X)=CVT(STR$PEEK(X),I)
CLS:POKEV(PNIT(PNIT(X+1)))=LNS="**VP=VARP*TR
LNS):POKEVP+1,PEEK(16551):POKEVP+2,PEEK(16
552):POKEV16425,1
2 CLS:LINEINPUT"when printer ready input
program name";PG$;LA=FNPEE(16548):DEFUSR0
=LA+5:FORI=1TO7:READX:POKELA+4+I,X:NEXTX:
GOSUBS:FORI=1TO6:LA=FNPEE(LA):NEXTDATA205,
127,10,205,126,43,201
3 IFNPEE(LA)=0ENDELSIFPEEK(16425):PAGE(1
6424)-8THENPRINTCHR$(12):GOSUB5
4 LPRINTLN1=PEEK(PNIT(LA+2))+256*PEEK(PNIT
(LA+3)):LPRINTRIGHT$(STR$(LN1),LEN(STR$(
LN1)),"I:USGR(FNIT(LA+4)):POKEVP,2,55;J
=INSTRLN1,1):POKEVP,J-1:LPRINTLN
LNS:LA=FNPEE(LA):GOTO4
5 PG=PG+1:LPRINT"PROGRAM :";PG$;USING
LISTED % PAGE ###",LE
FTS(TIMES,8),PG:LPRINT:RETURN
```

ing resistors to provide a bright display while being multiplexed at approximately a 100-Hz character refresh rate. If any digit were left on for a prolonged period of time (one millisecond or longer), the lighted LED segments would probably suffer damage.

The software invokes a timer interrupt every 640 microseconds. At this time, the PRCTMR service routine turns off the currently lighted character by setting bit 7 of port 2, thereby deselecting the NE590 devices.

The program then writes the ASCII value for the next character to be displayed to port 1, to appear at the inputs to the AC5947: port 1, bit 6 is low at this time, to permit the program to latch a new ASCII value in the AC5947. After it writes the ASCII value to port 1, it sets bit 6 of port 1, latching the ASCII value into the AC5947.

The AC5947 then turns on the appropriate segment outputs. The program updates the character multiplex counter in 8748 memory and writes the multiplex value to turn on the new character to port 2. It then clears port 2, bit 7 to turn on the new character. This process repeats every 640 microseconds. ■

Write to Roger C. Alford at Washtenaw Digital Systems, P.O. Box 2014, Ann Arbor, MI 48106. Please include a self-addressed, stamped envelope for a reply.

Remote RS-232C-accessed alphanumeric display references.

8748 data sheet and manuals:
Intel Corporation
3065 Bowers Ave.
Santa Clara, CA 95051

8250 data sheet
National Semiconductor Corp.
2900 Semiconductor Drive
Santa Clara, CA 95051

AC5947 data sheet
Texas Instruments, Inc.
P.O. Box 225012
Dallas, TX 75265

HDSP-6300 data information and
application note
"Hewlett-Packard 1984
Optoelectronics Designer's
Catalog"
Hewlett-Packard Components
640 Page Mill Road
Palo Alto, CA 94304

SAVE A BUNDLE

WITH ONE OF
OUR BUNDLES

We have put together special bundles of software just in time to save you a bundle of money. Didn't you ever wonder why CP/M was so popular? The reason is the software availability. All programs (except EP) are for the Model 4/4P and have been optimized to install and run without hassle. For example, we have memory-mapped WordStar® and it runs circles around the standard version available elsewhere. We also added printer drivers for the Daisywheel II and the DMP-2100. Our CP/M® 2.2 is the best around. Read the reviews. You know the programs. You know the prices. This is the years' best value. You owe it to yourself to let these CP/M® programs and thousands of others (many in the public domain) start serving your needs.

Bundle #1

WordStar®
MailMerge®
SpellStar™
StarIndex™
Montezuma Micro CP/M®

\$299
Delivered

RETAIL VALUE \$1009

Bundle #5

Electric Pencil™
Red Pencil™
Blue Pencil™

\$149
Delivered

Works with TRSDOS, NEWDOS-80,
DOSPLUS and MULTIDOS
(Model 1.3.4)
RETAIL VALUE \$240

Bundle #2

WordStar®
DataStar™
ReportStar™
CalcStar™
Montezuma Micro CP/M®

\$399
Delivered

RETAIL VALUE \$1354

Bundle #3

WordStar®
MailMerge®
SpellStar™
StarIndex™
DataStar™
ReportStar™
CalcStar™
Montezuma Micro CP/M®

\$499
Delivered

RETAIL VALUE \$1699

Bundle #4

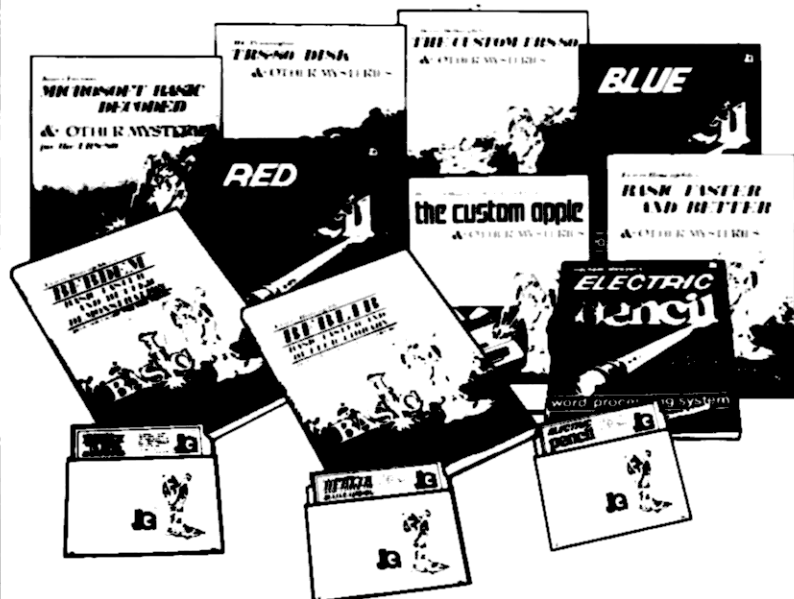
WordStar®
MailMerge™
SpellStar™
StarIndex™
dBASE II®
TurboPascal™
Montezuma Micro CP/M®

\$599
Delivered

RETAIL VALUE \$1553

Save A Bundle on these books and disks

Take advantage of our volume discounts. Buy any three items from this list and deduct \$5 from your total order. Buy four...deduct \$10. Buy five...deduct \$15. Buy six...deduct \$20 and so on. Buy a bunch, save a bundle. Please add \$1 each for shipping. Add \$5 to orders under \$50 for handling.



TRS-80 Disk & Other Mysteries. The "How to" book of data recovery for the TRS-80 Model I disk operating system. 128 pages. Retail \$22.50. **Now \$18**

Microsoft BASIC Decoded & Other Mysteries. The complete guide to Level II and BASIC. 312 pages. Retail \$29.95. **Now \$24**

The Custom TRS-80 & Other Mysteries. The complete guide to customizing TRS-80 Hardware and Software. 336 pages. Retail \$29.95. **Now \$24**

BASIC Faster & Better & Other Mysteries. The complete guide to BASIC programming tricks and techniques. 290 pages. Retail \$29.95. **Now \$24**

BASIC Faster & Better Library Disk. Contains 121 functions, subroutines and user routines. Search merge, compare and listing routines plus array handlers. BASIC overlays and video drivers. Retail \$19.95. **Now \$16**

BASIC Faster & Better Demonstration Disk. Contains 32 demos of the Library Disk contents above. Retail \$19.95. **Now \$24**

BASIC Disk I/O Faster & Better & Other Mysteries. Programming tips and techniques to store/retrieve data from disk. 432 pages. Retail \$29.95. **Now \$24**

BASIC Disk I/O Faster & Better Demonstration Disk. All of the major demo programs and library of disk I/O subroutines in 25 BASIC programs. Random, Indexed Sequential and TREESAM file handlers included. Retail \$29.95. **Now \$24**

Machine Language Disk I/O & Other Mysteries. A guide to machine language disk I/O for the TRS-80. 288 pages. Retail \$29.95. **Now \$24**

TRSDOS 2.3 Decoded & Other Mysteries. Detailed explanation of the Model I disk operating system. 298 pages. Retail \$29.95. **Now \$24**

How To Do It On The TRS-80. A complete applications guide to the TRS-80 Model I, II, III, 100, and Color Computer. 352 pages. Retail \$29.95. **Now \$24**

The Custom Apple & Other Mysteries. Who cares? Retail \$29.95. **Now \$19**

Due to the nature of this business, there are **NO REFUNDS** on software. We accept American Express, MasterCard, Visa and C.O.D. Your card is not charged until we ship your order. Personal and company checks are accepted without delay (call for details). Delivered prices are for the lower rightmost 48 States only. Prices and specifications subject to change without notice. If you don't understand any of this, just give us a call and we will take the time to explain it until you do. First-timers are always welcome here.

©1984 by Montezuma Micro. WordStar®, SpellStar™, StarIndex™, MailMerge®, DataStar™, ReportStar™ and CalcStar™ belong to MicroPro® International Corporation. CP/M® belongs to Digital Research Inc. dBASE II® belongs to Ashton-Tate, Inc. All the Pencils™ belong to Michael Shroyer. Turbo Pascal™ belongs to Borland International.



**MONTEZUMA
MICRO**

214-339-5104
Redbird Airport, Hangar #8
P.O. Box 32027
Dallas, Texas 75232



"WE KEEP YOU RUNNING"

ORDER NOW... TOLL FREE
800-527-0347
800-442-1310

The Toll Free lines are for orders only.
Specifications subject to change without notice.

Taking the Fast Track With GOSUBs

A subroutine is a collection of Basic code designed to do a special job. It can be anything from a one-line timing loop to a huge collection of Basic that does open-heart surgery on a program in progress. You can identify a subroutine by two statements: GOSUB, which sends program control from any line to the first line of a subroutine, and Return, which returns program control to a point just past the GOSUB.

Before I go into detail, let me set down three rules governing subroutines:

1. If a set of events happens more than once in a Basic program, put it in a subroutine. You'll save bytes and typing time.
2. You should keep large Basic events triggered only by If...Then tests in subroutines so they don't slow the program when you don't need them.
3. If you are programming for your own use and your program works, disregard the first two rules. I've destroyed many a nice sloppy program trying to pare it into Spartan elegance.


The Naked GOSUB

GOSUB means "Go to the subroutine." Here it is completely naked:

```
100 GOSUB 120
110 END
120 PRINT "Line 120 reporting for duty!"
130 PRINT "Line 130 reporting, too!"
140 RETURN
150 END
```

Line 100 contains the GOSUB statement followed by a line number destination, 120. This transfers program control to line 120. The program then carries out all instructions—the Print statements in lines 120 and 130—until it finds the Return statement in line 140. The Return sends the program back from whence it came, where it continues on to line 110.

You might ask why you couldn't use GOTO 120 instead, and then replace the



Program Listing 1. An example of nested GOSUBs.

```
100 REM * The Three Gosubs *
110 CLS: GOSUB 1000: END
1000 PRINT " Moe: Hello-o": GOSUB 2000: RETURN
2000 PRINT "Larry: Hello-o-o": GOSUB 3000: RETURN
3000 PRINT "Shemp: Hello-o-o-o": RETURN
4000 END
```

End

Program Listing 2. An example of ON X GOSUB.

```
100 INPUT "Type a number from 1 to 3 and press enter":X
110 X=INT(X): IF X<1 OR X>3 THEN PRINT "It's as simple as 1-2-3":
GOTO 100
120 ON X GOSUB 1000,2000,3000: END
1000 PRINT "One for the money.": RETURN
2000 PRINT "Two for the show.": RETURN
3000 PRINT "Three to get ready.": RETURN
4000 END
```

End

Program Listing 3. How a menu can use ON X GOSUB.

```
100 CLS: PRINT "Menu": PRINT "<S>ing": PRINT "<D>ance"
110 A$=INKEY$: IF A$="" THEN 110 ELSE X=INSTR("SDad",A$)
120 ON X GOSUB 1000,2000,1000,2000
130 PRINT "Don't like music?": END
1000 PRINT "Mi-mi-mi-mi-mi-mi!": END
2000 PRINT "One-two-three, one-two-three!": END
```

End

System Requirements

Models III, 4, 1000, 1200,
2000, and 100
Disk Basic

```
0 GOTO 100
1 subroutine
2 to 20 subroutines
100 REM * Program name
110 INPUT X
120 ON X GOSUB 1,2,3,4,5,6 etc.
```

Figure. How to use ON X GOSUB with many line destinations.

From Computer Plus to YOU ... **PLUS** after **PLUS** after **PLUS**




Tandy 200 24K \$739
Model 100 8K \$339
Model 100 24K \$510




Color Computer II
w/16K Ext. Basic \$135
w/64K Ext. Basic \$149




Tandy 1000 \$899
Tandy 1200 \$1599



Smith Corona L-1000
\$259



Color Computer Disk Drive
Drive 0 \$255 Drive 1 \$169



DMP105 \$160

BIG SAVINGS ON A FULL COMPLEMENT OF RADIO SHACK COMPUTER PRODUCTS

COMPUTERS

Tandy 1000 1 Drive 128K	899.00
Tandy 1200 10 Meg. 256K	1599.00
Tandy 2000 2 Drive 256K	1599.00
Tandy 2000 10 Meg. 256K	2750.00
Model IV Portable 64K	559.00
Model IV Desktop 64K	959.00

PRINTERS

Radio Shack DMP-110	299.00
Radio Shack DMP-430	660.00
Radio Shack DWP-220 Daisy Wheel	469.00
Radio Shack TRP-100 Portable	229.00
Silver Reed EXP-550 Daisy Wheel	430.00
Star Powertype Daisy Wheel	345.00
Star SG-10	245.00
Star SG-15	410.00
Star SD-10	365.00
Panasonic P-1091	285.00
CITOH Prowriter 8510AP	320.00
CITHO 7500	230.00
Okidata 192	389.00
Okidata 193	539.00
Epson	CALL

Tandy 1000/1200 ACCESSORIES

Tandy 1000 Disk Drive Kit	215.00
256K Ram Board (inc. 128K & DMA)	245.00
512K Ram Board (includes 128K)	205.00
128K Ram Upgrade Kit (Tandy)	135.00
128K Ram Upgrade Kit (NEC)	98.00
300 Baud Modem Board	145.00
RS-232 Serial Board	89.00
Hard Disk Controller Board	265.00
Digi-Mouse/Clock Board	89.00
Tandy VM-2 Green Monitor	139.00
Tandy CM-2 RGB Color Monitor	449.00
Tandy VM-3 TTL Green Monitor	179.00
Tandy 1200 Text Monitor Adapt.	179.00
Tandy 1200 Color/Graphics Adapt	240.00

MODEMS

Radio Shack DCM-3	52.00
Radio Shack DC Modem IB	89.00
Radio Shack DC Modem II	160.00
Radio Shack DC Modem 2212	315.00
Hayes Smartmodem II 300 Baud	215.00
Hayes Smartmodem 1200 Baud	429.00
Novation J-Cat 300 Baud	115.00

MODEL III/IV ACCESSORIES

PTC-64K Printer Buffer	199.00
Model III/IV Drive 0 Kit	465.00
Model III/IV Drive 1 Kit	220.00
Model III/IV Hi-Res Board	229.00
Model III/IV RS-232 Board	99.00
Model IV 64K Upgrade Kit	79.00

FOR EVERYONE

Radio Shack Powerline Filter	45.00
CCR-81 Cassette Recorder	52.00
CCR-82 Cassette Recorder	43.00
C-20 Digital Cassette Tapes (10pk)	9.95
Verbatim SSDD Plastic Box (10pk)	24.95
Verbatim DDDD Plastic Box (10pk)	34.95
Generic SSDD Diskettes (10pk)	17.95
NEC 64K Ram Chips (set of 8)	49.00
Radio Shack 16K Ram Chips (8)	25.00
Locking Disk Box (holds 70)	19.95
Flip N File Disk 50	15.00
Fanfold CleanEdge Paper (2600)	35.00

Radio Shack software 10% off.
Send for complete listing of
brand name software and hardware.

**CALL TOLL FREE
1-800-343-8124**

- LOWEST POSSIBLE PRICES
- BEST POSSIBLE WARRANTY
- KNOWLEDGEABLE SALES STAFF
- TIMELY DELIVERY
- SHOPPING CONVENIENCE



**computer
plus**
P.O. Box 1094
480 King Street
Littleton, MA 01460
SINCE 1973

IN MASSACHUSETTS CALL (617) 486-3193

Return in line 140 with GOTO 110. In this simple example, the results would be the same. But often you'll find that GOSUBs are far more flexible. They differ from GOTOs as much as yo-yos differ from bows and arrows. For example, a GOSUB lets you access the same subroutine from different parts of the program. Also, you can put a GOSUB in a multiple-statement line, and the program returns to execute the rest of the line.

GOSUB Ways

Consider a couple of examples. This is a GOSUB in a multiple-statement line:

```
100 GOSUB 120: PRINT "Hey, don't forget me!"
110 END
120 PRINT "I'm pretty important around here."
130 RETURN
140 END
```

The GOSUB sends the program from line 100 to line 120, where it executes the Print statement. The Return in line 130 sends the program back to line 100, where it moves on to the next event, the second Print statement.

Here's an example of how you can GOSUB to an earlier line:

```
100 GOTO 130
110 PRINT "ANSWER: Cool Hand Luke."
120 RETURN
130 PRINT "QUESTION: Whom do the cows hate to see at 5 a.m.?"
140 GOSUB 110:END
```

In this listing, Line 100 does an important job by skipping past the early subroutine. Delete line 100, run the program, and you'll get a "Return without GOSUB in 120" error message. This error results when a program ploughs into a subroutine without being told to go there. For beginners, this event can be mystifying because it can happen in a listing that looks flawless, as in the next example:

```
100 FOR X = 1 TO 3
110 GOSUB 1000
120 NEXT X
1000 PRINT X: RETURN
1010 END
```

The listing above counts to 3 as requested. Then it prints a 4, which is a surprise, and the program crashes with a "Return without GOSUB in 1000" error message. The listing needs a line 130 to prevent the program from continuing. In this case, 130 END suffices because the requested work is complete.

Here's another possibility:

```
100 X = RND(100)
110 N = N + 1
120 IF X = 50 THEN L = L + 1:GOSUB 1000
130 GOTO 100
1000 PRINT L: "50s in "N" trials."
1010 IF N > 1000 THEN END ELSE
RETURN
```

First, look at line 1000. Understand that you can use a template subroutine with different variables. This is important, for you'll write programs in which you'll want to stipulate certain values and immediately call a subroutine to test them in some way.

The listing above tests how many times the number 50 is the random result of the statement $X = \text{RND}(100)$. Line 130 seems to loop back to line 100 endlessly. However, line 110 increments N by 1 each time. Line 120 increases L by 1 and GOSUBs to line 1000 if X equals 50. In the subroutine, line 1000 prints the in-progress result, and line 1010 ends the program if N equals 1000 or more.

You could write the program without a subroutine, putting the If...Then tests and results of lines 120, 1000, and 1010 into line 120. But don't do it: You'll thicken the program where it should be leanest, at a focal point where it must make many tests quickly. The difference won't show in this example, but if the subroutine involved much more material, you'd increase program run time.

I have a related example to illustrate a different point. It's a pseudo-Basic program:

```
100 X = RND (ALL POSSIBILITIES)
110 IF X = "go to moon" THEN assemble crew, build space ship, condition crew, test ship, buy high octane fuel...
```

Assume line 110 involves more sequential results than will fit in one line. You could break up each event into lines beginning with the same If...Then test. But it's cleaner and faster to invoke a subroutine whose straightforward events result from one simple If...Then test:

```
1000 Assemble crew
1010 Build space ship
1020 Et cetera
1030 RETURN
```

Yes, you can get around the initial awkwardness in other ways unless, of course, the program offers possibilities of moon trips in different program lines.

Losing Your Memory?

In an earlier column I included a variation of the following listing. I trot it out again because of its germane GOSUB:

```
100 GOSUB 120
110 GOTO 100
120 GOTO 100
```

When you run this program, you'll get an "Out of memory in 100" error message. It seems to happen instantly, but the program actually executes numerous GOSUBs. The listing is an example of a nonreturned GOSUB. Line 100 GOSUBs to line 120, which GOTOs line 100. Oh, what a vicious cycle, and poor line

110 never runs!

The program crashes because every GOSUB that is current costs bytes of memory. If you mistakenly transfer control to another line with a GOTO or variation, rather than a Return, the computer debits your RAM account every time it runs the subroutine. A subroutine ended by a Return recredits the amount debited. If you get an "Out of Memory" error and can find no obvious reason, check errant GOTOs within subroutines. Remember that multiple-nested GOSUBs charge interest until you return them.

I waited until now to make this warning so you'd see that you can call subroutines from within subroutines, but with each necessary Return the program flows back to the initial source, the point just after the first GOSUB. Nested subroutines resemble those wooden Russian dolls that sit within each other. If you don't put them all back correctly, something is going to rattle around inside. Program Listing 1 shows you how to do it.

You can use GOSUBs in another way, in the form ON X GOSUB. This lets a single keystroke determine to which of several subroutines the program branches, based on the value of a numeric variable. Program Listing 2 shows an example. The program goes to line 1000 if X = 1, line 2000 if X = 2, and line 3000 if X = 3.

What if the ON X GOSUB line contains so many possible line destinations that the line exceeds the maximum 249-character length? Then put the subroutines in low line numbers, preceded by a GOTO line taking the action to the actual start of the program. The Figure shows a dummy example.

The ON X GOSUB event is good for directing choices made from a menu, as the example in Program Listing 3 provides.

You can also use a subroutine as a timer. This is usually an empty For...Next loop in which the program does nothing but suspend operation for a moment to, for instance, flash a message on the screen. FOR T = 1 TO 500:NEXT is an example. You might use such a timer many times in a program. Accessing that timing loop with a GOSUB is economical programming. You can even throw in something like 100 GOSUB 1000:GOSUB 1000:GOSUB 1000 to increase the timer.

There's more to GOSUB. There's always more to everything in Basic. I hope that with this foundation the permutational possibilities will occur to you when needed. GOSUB in peace. ■

Write to Richard Ramella at 1493 Mt. View Ave., Chico, CA 95926.

PROFILE I / III / III + / IV + USERS

PROAID III + / IV +

- Relational capabilities with up to two lookup files
- Full page reports (60x132)
- Print multiple screens per page
- And more

PROAID I / III

- Dramatic time savings for large files
- Display, edit, delete records in seconds
- Add records in order without sorting
- Remove deleted records without sorting

Programs use existing files.

Price includes documentation and 30 day money back guarantee.

PROAID I / III	\$50
PROAID III +	\$95
PROAID IV +	under development

Write for more information or send check or money order to:

Clay Watts Software
68C North Loop
Cedar Hill, TX 75104

PROFILE is a trademark of Tandy Corp.

NEW Cash Accounting System

(For TRS-80 Models II/4 Two Disk Systems, Minimum 48K)

TO MANAGE PERSONAL FINANCES OR A SMALL BUSINESS

- ★ Quick Screen Response
- ★ Name Based, not Record Numbered
- ★ Good Documentation

\$129⁰⁰

A Superior Product at a Superior Price

(Accept VISA, MasterCard, Check or Money Order)

MIMAR, INC.

601-388-8033

116 Baywood Drive : Biloxi, MS 39532

Free Shipping for U.S. Orders
Mississippi Residents add 6% Sales Tax

FOR TRS-80 MODELS 1, 3 & 4
IBM PC, XT, AND COMPAQ

COMMERCIAL SOFTWARE DEVELOPERS and INDIVIDUAL PROGRAMMERS

appreciate MMSFORTH for its:

- Power
- Flexibility
- Compactness
- Development speed
- Execution speed
- Maintainability.

When you want to create the ultimate:

- Computer Language
- Application
- Operating System
- Utility,

BUILD IT in

mmsFORTH

(Unless we have it ready for you now!)

Bulk Distribution Licensing @ \$500 for 50 units, or as little as pennies each in large quantities.
(Corporate Site License required.)

The total software environment for IBM PC, TRS-80 Model 1, 3, 4 and close friends.

- Personal License (required):
MMSFORTH System Disk (IBM PC) \$249.95
MMSFORTH System Disk (TRS-80 1, 3 or 4) 129.95
- Personal License (optional modules):
FORTHCOM communications module . . . \$ 39.95
UTILITIES 39.95
GAMES 39.95
EXPERT-2 expert system 69.95
DATAHANDLER 59.95
DATAHANDLER-PLUS (PC only, 128K req.) 99.95
FORTHWRITE word processor 175.00
- Corporate Site License
Extensions from \$1,000
- Some recommended Forth books:
UNDERSTANDING FORTH (overview) . . . \$ 2.95
STARTING FORTH (programming) 18.95
THINKING FORTH (technique) 15.95
BEGINNING FORTH (re MMSFORTH) . . . 16.95

Shipping/handling & tax extra. No returns on software.
Ask your dealer to show you the world of MMSFORTH, or request our free brochure.

MILLER MICROCOMPUTER SERVICES
61 Lake Shore Road, Natick, MA 01760
(617) 653-6136

wabash®

When it comes to
Flexible Disks, nobody
does it better than
Wabash.

MasterCard, Visa Accepted.
Call Free: (800) 235-4137



PACIFIC EXCHANGES
100 Foothill Blvd
San Luis Obispo, CA
93401 (In Cal call
(805) 543-1037)

INTELLIBURNER

EPROM-EEPROM-MICROCONTROLLER PROGRAMMER



\$299 (Cable \$12)

Communicates through the serial port of any personal computer. Use your PC's modem software to read, verify, or program all popular EPROMs, EEPROMs and 87xx series microcontrollers. Custom software included for most popular PCs (source included). Other serial programmers available from \$149. Bare PC boards with software from \$39.

ROSS CUSTOM ELECTRONICS

1307 Darlene Way-Suite A12

Boulder City, Nevada 89005

702-293-7426

Add \$3 Shipping and Handling. C.O.D.'s OK.

IEEE-488 TO TRS-80* INTERFACE

Everything needed to add powerful BASIC GPIB-488 controller capability to TRS-80 Model 1, 3 or 4, Level 2 or DOS with a minimum of 16K.



488-80C
For Model 3 or 4
Operation

488-80B
For Model 1
Operation



Model 448-80B or 488-80C Price: \$450
+ shipping, insurance & tax

**WHEN ORDERING SPECIFY DISK OR TAPE
SCIENTIFIC ENGINEERING
LABORATORIES**

11 Neil Drive • Old Bethpage, NY 11804
Telephone: (516) 694-3370

*Trademark of Tandy Corp.

There is no affiliation between Scientific Engineering Laboratories and Tandy Corp. or Radio Shack

PRINTER OWNERS

Letters are received here on a regular basis from customers saying how much they really enjoy receiving our lists.

It's probably safe to say that the price lists issued here are different from most of the others. Maybe it's the chatty folksy style of writing? Perhaps it's the low, almost unbelievable, prices on printer cartridges? Again, it could be dealing with a dealer that understands the hobby Computer user and really cares about what you think?

Send your name and address today for a rather fat envelope of printer and computer related offers.

ZYGOTRON

P.O. Box 27
Fremont, Michigan 49412

Open the Windows A Little Wider


Last month, I showed you how to set up a window driver for the Model 4 and TRSDOS 6.2. This month, I'll tell you how to add to it with an interface that lets your programs, in whatever language, open and close windows, frame those windows with a border, and save screens in memory for later recall. In a sense, last month's program provided the potential for a windowing system; this month's develops that potential.

I had to make two crucial decisions when I designed this month's program. The first was about where the computer should store previous screens. If I stored them in high memory, the program and two screens would use 5K of RAM, which many people would find unacceptable. I decided, therefore, to dedicate one of the Model 4's alternate memory banks to this storage area. To run the program as presented here, you must have a Model 4 or 4P with 128K RAM.

What if your Model 4 only has 64K? Adding the second 64K yourself is easy. Several companies sell the necessary chips and provide installation instructions; you merely push the chips into sockets inside your computer. If you'd rather not add memory, you'll have to modify the program to reside in 64K, but you'll have to give up a lot of high memory.

The second decision involved making the interface available to other programs. One program can find another by using the @GTMOD supervisory call (SVC) if every program in protected high and low memory has a standard TRSDOS header. That method works well, but it's a little clumsy.

My method involved writing a new SVC. This month's program (Program Listing 1) installs itself as SVC 127, one of



Entry conditions:

A = 127(X'7F')

B selects function:

If B = 0, close window that is open and return to previous window, restoring contents of screen as it was immediately before latest window was opened. Cursor position is restored.

If B = 1, open a new window on top of screen display.

H = row on screen of top left edge (0-22).

L = column on screen of top left edge (0-78).

D = row on screen of bottom right edge (1-23).

E = column on screen of bottom right edge (1-79).

if C <> D then window will be outlined with character in C.

If B = 2, query about present window.

Exit conditions:

If B = 0:

Success, Z flag set.

Failure, NZ flag set.

if A = 64 (X'40') then no lower window exists.

If B = 1:

Success, Z flag set.

Failure, NZ flag set.

if A = 64 (X'40') then window storage room is full. Otherwise, A contains TRSDOS error code.

Will return an error unless HL and DE are in bounds and H < D and L < E.

If B = 2:

Success always.

C = count of windows stored.

H,L = row & column of top left edge of current window.

D,E = row & column of bottom right corner of current window.

Uses BC,DE,HL.

Figure. Window SVC definition.



System Requirements

Models 4 and 4P

128K RAM

TRSDOS 6.2

Disk Basic

Assembly language

Editor/assembler

the four SVCs that TRSDOS 6.2 reserves for programmers. Other programs can open and close windows by properly setting up the BC, DE, and HL registers and then calling the window interface just as they would call any other SVC.

I wrote my program with Radio Shack's ALDS editor/assembler, but I've included comments that explain what changes you must make for Pro-Create or EDAS.

The Figure is a complete definition of the @ WINDOW SVC. The SVC lets your programs determine the status of the current window, find out how many windows you stored in memory, open a new window, or restore a former window. The register definitions are similar to those of @VDCTL, so you should have little trouble using it.

The program is long—just over 1,000 bytes—but after you install it, it requires only 380 bytes of high memory plus one of the alternate banks. During installation, the program loads the portion of code responsible for saving and restoring screens into an alternate bank, which has enough room to store 15 screens. In other words, you can define up to 16 windows. As your program finishes with each, you can restore the previous screen in its entirety.

Sections to Note

Because the program is so long, I don't have room to describe all its functions in detail. However, a few sections deserve careful attention. The section called Framer (line 229) saves memory by continually altering the routine that puts a frame around a window (lines 262-270). Framer does not need to determine if the frame will fit on the screen. It makes calls to the @VDCTL SVC to position the frame characters around a window; if Framer tries to put a frame character off the edge of the screen, @VDCTL will refuse to display it.

The Save and Get sections the program stores in alternate memory address the screen directly. They must do so because @VDCTL always returns to bank zero, the memory bank that is usually present, before it starts operating. Therefore, any alternate bank routine that needs to communicate with the screen must do so on its own. This isn't an elegant way to program, but the only alternative is to use @VDCTL to transfer one screen character at a time, a process that is far too slow.

Using the alternate banks involves careful programming and some tricky debugging. The description of the @BANK SVC in the *Model 4 Technical Reference Manual* is fairly clear; the examples in this program should help you over any difficulties. Notice that the stack must be

Program Listing 1. Window SVC.

```

00002 ;*****
00003 ;
00004 ; WINDOW SVC -- This routine will become SVC #127 (X'7F')
00005 ; unless that SVC has already been taken by
00006 ; another routine.
00007 ;
00008 ;*****
00009 ;
00010 ;SVCs and system addresses:
00011 ;
00012 @BANK EQU 102
00013 @DSP EQU 2
00014 @DSPLY EQU 10
00015 @EXIT EQU 22
00016 @FLAGS EQU 101
00017 @GTMOD EQU 83
00018 @HIGHS EQU 100
00019 @VDCTL EQU 15
00020 OPREGS EQU 0078H ;Screen/bank storage
00021 RC_2_ADDR EQU 0DD0H ;Translation routine
00022 HIS EQU 0000H ;Ptr to 1st free storage byte
00023 ;
00024 ;-----
00025 ;
00026 ; If you use PRO-CREATE or EDAS, add the following Macro definition:
00027 ;
00028 ;SVC MACRO #NUM
00029 ; LD A,#NUM
00030 ; RST 28H
00031 ; ENDM
00032 ;
00033 ;-----
00034 ;
00035 ;
00036 BEGIN PSECT 3000H ;With EDAS use ORG 3000H
00037 OLDHIGH JR START ;Set up standard header
00038 DB $-S ;Memory linkage
00039 DB 2 ;Bytes of title
00040 DEFB 'WS' ;Module title
00041 DB $-$,0 ;System pointers (unused)
00042 ;
00043 ;Storage:
00044 ;
00045 WD_ADDR DW $-$ ;Address for window params
00046 WINDOWS DB 0 ;Windows in storage
00047 TOPS DW $-$ ;Top row & col of this open
00048 BOTS DW $-$ ;Bottom row & col of this open
00049 CHARS DB 0 ;Frame character
00050 ;
00051 START PUSH IX ;Save index registers
00052 PUSH IY
00053 LD A,B ;Function request to A
00054 OR A ;Is it function 0?
00055 JR Z,CLOSE ;Yes -- go
00056 DEC A ;Is it 1?
00057 JR Z,OPEN ;Yes -- go
00058 DEC A ;Is it 2?
00059 JR Z,QUERY ;Yes -- go
00060 ERROR1 LD A,43 ;Parameter error
00061 OR A ;Set Z/NZ
00062 POP IY ;Recover index registers
00063 POP IX
00064 RET
00065 ;
00066 QUERY CALL PICK_UP ;Get current params in HL/DE
00067 RL0 EQU S-2
00068 LD A,(WINDOWS) ;P/u count of windows
00069 RL1 EQU S-2
00070 LD C,A ;Put into C
00071 XOR A ;A = 0
00072 JR END1 ;And leave
00073 ;
00074 OPEN LD (TOPS),HL ;Save row & col
00075 RL2 EQU S-2
00076 LD (BOTS),DE ;Save row & col
00077 RL3 EQU S-2
00078 LD A,C ;Get char.
00079 LD (CHARS),A ;Save frame character
00080 RL4 EQU S-2
00081 CALL TST_PARAS ;Test parameters
00082 RL5 EQU S-2
00083 JR NC,ERROR1 ;Leave if error
00084 LD A,(WINDOWS) ;# of open windows
00085 RL6 EQU S-2
00086 CP 10H ;Over the maximum?
00087 JR C,OKAY ;Go if okay
00088 ERROR2 LD A,64 ;Window error
00089 JR END1 ;And go
00090 ;
00091 OI$ INC A ;Add to count
00092 LD (WINDOWS),A ;Save new count
00093 RL7 EQU S-2
00094 CALL SAVE_OLD ;Save current screen
00095 RL8 EQU S-2
00096 CALL NEW_WIND ;Open the window
00097 RL9 EQU S-2
00098 LD A,(CHARS) ;Get frame character
00099 RL10 EQU S-2
00100 OR A ;Is it zero?
00101 CALL NZ,FRAMER ;No -- frame screen
00102 RL11 EQU S-2
00103 LD C,1CH ;Cursor to top
00104 SVC @DSP
00105 LD C,1FH ;Clear frame
00106 SVC @DSP

```

Listing 1 continued

Listing 1 continued

```

00106      XOR      A              ;Set A = 0
00107      JR        END1          ;And leave
00108      ;
00109      LD        A,(WINDOWS)    ;# of stored windows
00110      EQU       $-2
00111      OR        A              ;Is it 0?
00112      JR        Z,ERROR2       ;Go if yes
00113      DEC        A              ;Reduce by 1
00114      LD        (WINDOWS),A     ;And save new count
00115      RL13      EQU       $-2
00116      LD        C,0FH          ;Cursor off character
00117      SVC        @DSP           ;Turn on the cursor
00118      CALL       GET_OLD        ;Recover last screen
00119      RL14      EQU       $-2
00120      LD        B,3            ;Function: set cursor
00121      SVC        @VDCTL         ;Set window edges
00122      CALL       NEW_WIND
00123      RL15      EQU       $-2
00124      LD        C,0EH          ;Cursor on character
00125      SVC        @DSP           ;Turn on the cursor
00126      XOR        A              ;A = 0
00127      JR        END1          ;And leave
00128      ;
00129      ; Test Parameters for range
00130      ;
00131      TST_PARAS  LD        A,H    ;P/u top row
00132      CP        23              ;Too big?
00133      RET       NC              ;Yes -- leave
00134      CP        D              ;D > H ?
00135      RET       NC
00136      LD        A,D            ;P/u bottom row
00137      CP        24              ;Off screen?
00138      RET       NC
00139      LD        A,L            ;P/u top col
00140      CP        79              ;Too big?
00141      RET       NC
00142      CP        E              ;E > L ?
00143      RET       NC
00144      LD        A,E            ;P/u bottom col
00145      CP        80              ;Off screen?
00146      RET
00147      ;
00148      ; Pick up parameters for current screen
00149      ;
00150      PICK_UP    LD        IX,(WD_ADDR) ;IX==> current driver parameters
00151      RL16      EQU       $-2
00152      LD        L,(IX+14)       ;LSB of end of current window
00153      LD        H,(IX+15)       ;MSB
00154      CALL       @DF4H          ;Convert to row/col form
00155      PUSH       HL             ;And save
00156      LD        L,(IX+12)       ;LSB of top of current window
00157      LD        H,(IX+13)       ;MSB
00158      CALL       @DF4H          ;Convert to row/col form
00159      POP        DE             ;Recover bottom row/col
00160      RET
00161      ;
00162      ; Save old screen
00163      ;
00164      SAVE_OLD   CALL       PICK_UP    ;Get current parameters
00165      RL17      EQU       $-2
00166      PUSH       DE             ;Transfer bottom to
00167      POP        IY             ; IY
00168      PUSH       HL             ;Transfer top to
00169      POP        IX             ; IX
00170      LD        B,4             ;Function: get cursor
00171      SVC        @VDCTL         ;Find current cursor
00172      EX         DE,HL          ;DE has cursor pos'n
00173      CALL       SAV_STACK      ;Move stack if too high
00174      RL18      EQU       $-2
00175      LD        B,0             ;Function: select bank
00176      LD        C,2             ;P/u bank number
00177      BANK1     EQU       $-1
00178      LD        HL,0000H        ;Addr of save routine
00179      SET        7,C            ;Flag: Execute banked prog.
00180      SVC        @BANK          ;Do it
00181      CALL       GET_STACK      ;Recover old stack
00182      RL19      EQU       $-2
00183      RET
00184      ;
00185      ; Retrieve last window saved
00186      ;
00187      GET_OLD    CALL       SAV_STACK ;Move stack if necessary
00188      RL20      EQU       $-2
00189      LD        B,0             ;Function: select bank
00190      LD        C,2             ;P/u bank number
00191      BANK2     EQU       $-1
00192      LD        HL,0030H        ;Addr. of get routine
00193      SET        7,C            ;Flag: Execute banked prog.
00194      SVC        @BANK          ;Do it
00195      CALL       GET_STACK      ;Recover old stack
00196      RL21      EQU       $-2
00197      LD        (TOP$),IX       ;Save top row/col
00198      RL22      EQU       $-2
00199      LD        (BOT$),IY       ;Save bottom row/col
00200      RL23      EQU       $-2
00201      EX         DE,HL          ;Cursor pos'n to HL
00202      RET
00203      ;
00204      ; Set WD parameters for new window
00205      ;
00206      NEW_WIND   LD        IX,(WD_ADDR) ;IX==> WD table
00207      RL24      EQU       $-2
00208      LD        HL,(TOP$)       ;P/u top row/col
00209      RL25      EQU       $-2
00210      LD        (IX+11),L       ;Save left column

```

Listing 1 continued

The sections of code seem long, but most of the instructions compile into single-byte commands.

below 8000 hexadecimal before the computer switches an alternate bank into memory. The SAVSTACK routine (lines 278-292) moves the stack into the system area if it's too high.

The sections of code moved to the alternate memory bank, Save and Get (lines 311-389), seem longer than they are. Most of the instructions compile into single-byte commands. I could condense the source code if I used the extended commands built into the ALDS assembler, but this would make the code more difficult to translate to other assemblers.

The installation routine (from line 394 on) must make three checks before moving the program to high memory and the alternate memory bank. First, it makes sure that you've already installed last month's window driver because it needs the address of the driver's data area. Second, it must be sure that you're not already using SVC 127. And third, it has to find an alternate memory bank to use for the Save and Get routines. The routine first tries to use bank 2, but goes to bank 1 if you're using the second bank.

Once it makes the necessary tests, the routine moves the program to high memory and the alternate bank and reports a successful installation. If any of the tests fail, it reports the cause of the failure.

When you've written and installed this month's portion of the Model 4 window system, test it with the Basic program in Program Listing 2. This demonstration will give you a feel for the power of the windowing system. Next month, I'll add the last segment (a user interface) to the window system and make the windows more useful by taking care of a couple of inconsistencies in TRSDOS. ■

You can contact Hardin Brothers through CompuServe. Go PCS-117 to the Writers' and Editors' SIG (WESIG) and leave your message addressed to him. Feel free to join in discussions started by others.

You can also write to Hardin at 280 N. Campus Ave., Upland, CA 91786. Enclose a stamped, self-addressed envelope if you want a reply.

NEW PRINTERS ADDED! FIND YOURS BELOW. Good This Month			RIBBON SALE			EXACT REPLACEMENTS		
PRINTER MAKE MODEL NUMBER Contact us if your printer is not listed. We have many more in stock. We can probably RELOAD your old cartridges.	RIBBON SIZE Inches by Yards	NEW CARTRIDGES From the various manufacturers or made in our own shop Ready to use	RELOADS You SEND your used CARTRIDGES to us. WE put OUR NEW INSERTS in them.		INSERTS EZ-LOAD™ DROP IN. NO WINDING! EXACT REPLACEMENTS made in our own shop. Cartridges NOT included			
BASE 2, DIP 81-82-84-85, MPI 88-99-GX	1/2 x 20	\$20/2 \$57/6 \$108/12	\$7/1	\$6 ea 2 or more	\$15/3	\$54/12	\$288/72	
CITOH Prowriter 1550-8510, NEC 8023-8025, APPLE DMP-IMAGEW	1/2 x 18	\$15/2 \$42/6 \$ 78/12	\$7/1	\$6 ea 2 or more	\$15/3	\$54/12	\$288/72	
CITOH STARWRITER F-10-40 } Carbon Film Black DIABLO HYTYPE II } Fabric Black	5/16 x 130 5/16 x 17	\$18/3 \$60/12 \$342/72 \$18/2 \$51/6 \$ 96/12	\$5 ea 3-11 \$8/1	\$4 ea 12 or more \$7 ea 2 or more	\$24/6 \$21/3	\$42/12 \$78/12	\$234/72 \$510/72	
RADIO SHACK-TOSHIBA-COMMODORE-PANASONIC-RICOH								
Carbon Film - DWP 210 (Hytype II)	Black (1445)	5/16 x 145 \$18/3 \$60/12 \$342/72	\$5 ea 3-11	\$4 ea 12 or more	\$24/6	\$42/12	\$234/72	
DW II, DWP 410-510, RICOH 1200-1300-1600	Black (1419)	1/4 x 145 \$18/3 \$60/12 \$342/72	\$5 ea 3-11	\$4 ea 12 or more	\$24/6	\$42/12	\$234/72	
Red, Green, Blue, Brown	Colors (1419)	1/4 x 130 \$21/3 \$72/12 \$420/72	\$6 ea 3-11	\$5 ea 12 or more	\$30/6	\$54/12	\$234/72	
Fabric (Long Life), DWP 210 (Hytype II)	Black (1458)	5/16 x 17 \$18/2 \$51/6 \$ 96/12	\$8/1	\$7 ea 2 or more	\$21/3	\$78/12	\$510/72	
DW II, DWP 410-510, RICOH 1200-1300-1600	Black (1449)	1/4 x 25 \$18/2 \$51/6 \$ 96/12	\$8/1	\$7 ea 2 or more	\$21/3	\$78/12	\$510/72	
DMP-100, LP VII, COMMODORE 1525, GORILLA BANANA (1424)	Inker Loop	\$18/2 \$51/6 \$ 96/12						
DMP-200, 120, (430 Inserts & Reloads Only)	(1296) (1483)	1/2 x 20 \$20/2 \$57/6 \$108/12	\$7/1	\$7 ea 2 or more	\$15/3	\$54/12	\$288/72	
DMP-400-420, LP VI-VIII, PANASONIC KXP-130	(1418)	5/16 x 14 \$15/2 \$42/6 \$ 78/12	\$7/1	\$6 ea 2 or more	\$15/3	\$54/12	\$288/72	
DMP-500	(1482)	1/2 x 20 \$22/2 \$63/6 \$120/12	\$7/1	\$6 ea 2 or more	\$15/3	\$54/12	\$288/72	
DMP-2100, TOSHIBA P1340-1350-1351	(1442)	1/2 x 20 \$15/2 \$42/6 \$ 78/12	\$7/1	\$6 ea 2 or more	\$15/3	\$54/12	\$288/72	
LP-I,II-IV, CENTRONICS 730-737-739-779 (Zip Pack)	(1413)	9/16 x 16			\$12/3	\$45/12	\$252/72	
LP III-V	(1414)	1/2 x 15 \$15/2 \$42/6 \$ 78/12	\$7/1	\$6 ea 2 or more	\$15/3	\$54/12	\$288/72	
EPSON LQ 1500								
MX-FX-RX 70-80, IBM PC (Standard Paper)	1/2 x 14	\$22/2 \$63/6 \$120/12	\$7/1	\$6 ea 2 or more	\$15/3	\$54/12	\$288/72	
MX-FX-RX 100, IBM PC (Wide Paper)	1/2 x 20	\$14/2 \$36/6 \$ 66/12	\$7/1	\$6 ea 2 or more	\$15/3	\$54/12	\$288/72	
	1/2 x 30	\$18/2 \$51/6 \$ 96/12	\$8/1	\$7 ea 2 or more	\$18/3	\$66/12	\$360/72	
COMODORE 8023P, CENTRONICS 152-2	1/2 x 12	\$14/2 \$36/6 \$ 66/12	\$7/1	\$6 ea 2 or more	\$15/3	\$54/12	\$288/72	
ANADIX 9000 Series	1/2 x 30	\$18/2 \$51/6 \$ 96/12	\$8/1	\$7 ea 2 or more	\$18/3	\$66/12	\$360/72	
NEC Spinwriter-Carbon Film-2000-3500 (Reloads BCCOMPCO Only)								
-5500-7700 (Can Reload Most Types)	5/16 x 145	\$21/3 \$78/12 \$450/72	\$5 ea 3-11	\$4 ea 12 or more	\$24/6	\$42/12	\$234/72	
-Fabric -2000-3500 (Can Reload All)	1/4 x 145	\$18/3 \$60/12 \$342/72	\$5 ea 3-11	\$4 ea 12 or more	\$24/6	\$42/12	\$234/72	
-5500-7700 (Can Reload All)	1/2 x 14	\$18/2 \$51/6 \$ 96/12	\$8/1	\$7 ea 2 or more	\$15/3	\$54/12	\$288/72	
	1/2 x 13	\$15/2 \$42/6 \$ 78/12	\$8/1	\$7 ea 2 or more	\$15/3	\$54/12	\$288/72	
OKIDATA Pacemark 2350-2410 Black								
Microline ML-80-82-83-92-93 (Call for ML-84 Prices)	1/2 x 100 1/2 x 16	\$32 each Spool \$ 39/12	\$20/1	\$18 ea 2 or more	\$6/3	\$132/12	\$720/72	
MANNESMAN-TALLY MT-160								
MT-180	9mm x 11	\$19/2 \$54/6 \$102/12						
-Spirit 80 (SP80) COMMODORE 1526 (Multistrike)	9mm x 13 1/2 x 35	\$20/2 \$57/6 \$108/12 \$16/2 \$45/6 \$ 84/12						
PANASONIC KXP-1090-1091-1092-1093	5/16 x 3	\$20/2 \$57/6 \$108/12						
BROTHER HR-15-25-35 } Carbon Film (Multistrike or Correctable) COMREX DX-15, II } Fabric (Call for Comrex 420 Prices)								

SEND CHECK, MONEY ORDER, OR C O D TO



BCCOMPCO
800 South 17 Box 246
SUMMERSVILLE, MO 65571
(417) 932-4196



WE PAY UPS SHIPPING ON PREPAID ORDERS
PLEASE INCLUDE STREET ADDRESS FOR UPS DELIVERY
FOREIGN ADD 15% U.S. FUNDS

SEND CHECK, MONEY ORDER OR C.O.D. TO



BCCOMPCO
800 South 17 Box 246
SUMMERSVILLE, MO 65571
(417) 932-4196

WE PAY UPS SHIPPING on PREPAID ORDERS
PLEASE INCLUDE STREET ADDRESS for UPS DELIVERY
FOREIGN ADD 15% U.S. FUNDS

LETTER - WRITER™
"Integrated WORD PROCESSING Power"

BEST BUY

THE "BEST" SOFTWARE IS GUARANTEED! TRY IT and LIKE IT, or GET a REFUND!

The machine code disk L-W is "A" rated by Allenbach's "SOFTWARE REPORTS" for:

EASY USE, DOCUMENTATION, FEATURES

- FORM LETTERS and LABELS on any printer.
- ADD and SUB bookkeeping and tax columns.
- LEGAL PAPER LINE NUMBERING, Centering.
- Copy, move, delete, insert, merge, select.
- Screen display same as printout, unmodified. MI users can see and print up/lower case.
- * MASS MAILER, graphics, cancel changes.
- SPLIT SCREEN typing line, see old and new versions, word wrap, disk warm start.
- * Over 50 "one key" INSERTION PHRASES.
- ONE MODE: Type / Edit / Delete without switching modes - NO TRAINING PERIOD.

WE PAY TAX and USA SHIPPING. Try your L-W for 3 months. Like it or return it for a refund, less our shipping costs of: \$3.50.

Models I, III / IV: TAPE 16K \$ 37.99
DISK 32K (* Extra Features) \$ 47.99

10 Verbatim SS/DD \$ 19.99, DS/DD \$ 23.99
20 Microsette C-10 tapes and boxes \$ 13.95

ASTRO-STAR ENTERPRISES
5905 Stone Hill Dr. Information/orders:
Rocklin, CA 95677 (916) 624-3709

Orders: 1-800-622-4070
in IL 1-800-942-7317

BRICKWARE

If you invest in brick and mortar, then you should invest in our brickware, Investor III™. Designed by real estate professionals to work on the IBM PC or TRS-80, Investor III™ is a comprehensive software package that aids in investment analysis of property, whether commercial or residential, small or large. It shows both the tax and cash aspects of an investment opportunity and is flexible enough to allow you to vary a number of key assumptions (such as cash flow, phased investments, multiple mortgages, and tax parameters) and see the results in an instant. So if you are serious about brick and mortar, look at our brickware. It will help you lay a solid foundation for your investment strategy. Contact your local dealer.

GOOD
SOFTWARE CORP.

A Division of The Goodman Group, Inc.
12900 Preston Road
Dallas, Texas 75230
(214) 239-6085
\$249.00 Suggested Retail
Making dollars and sense out of information.

LARGE CAPACITY ACCOUNTING PROGRAMS

FOR TRS-80 1, 3, 4 & 4P, LNW, LOBO

★ NEED JUST 2 DRIVES
FOR CAPACITY BELOW ★

ACCTS RECEIVABLE \$150.00

5000+ ACCOUNTS 15000+ TRANSACTIONS
BALANCE FORWARD 99 TRANSACT CODES
30-60-90-120 AGED STATEMENTS SHOW
DATE/INV#/DESCRIP/AMT/&AGEING
SELECTIVE FINANCE CHARGES & RATES
FAST ENTRY POSTING W/ AUDIT REPORT
SUB-ACCTS % CREDIT LIMIT DATE OF
LAST PAYMENT, LABELS
ADD \$50.00 FOR INVOICING MODULE
OTHER OPTIONS AVAILABLE - CALL -

ACCTS PAYABLE \$50.00

DERIVED FROM OUR A/R - WRITES CHECKS

GENERAL LEDGER \$150.00

400+ACCTS 5000+TRANSACTIONS/MONTH
- BEST LOOKING FINANCIAL STATEMENTS
- DEPARTMENTAL P & L (UP TO 9)
- STATEMENT OF CHANGES
- SUB-TOTALS WHERE YOU WANT
- FAST FLEXIBLE POSTING INPUT
- PERCENTAGE P & L

DEMO AVAILABLE \$20.00 EACH
APPLIES TOWARDS PURCHASE

COMBINATION SPECIALS

- 1 A/R & G/L FOR \$200.00
- 2 A/R, A/P & G/L FOR \$225.00
- HARD DISK VERSION SLIGHTLY MORE

VISA H.D.P. MC
2366 Lincoln Drive, CA 95965
916 513 5991
MON-FRI 9AM TO 7PM
ADD 300 S & H ADD 300 COD

Circle 235 on Reader Service card.

For Model III & Model 4, 1 or 2 drives

SPEED READING

■ IN SCHOOL ■ AT WORK ■ AT HOME

DOUBLES reading speed in three weeks!

Automatically adjusts to YOUR progress
from present speed to Speed Reading

(No computer knowledge needed)

SUCCESS™

PERSONAL IMPROVEMENT PROGRAMS

THE "SUCCESS" SYSTEM WON'T LET YOU FAIL

Two great series - more coming.

Series 1 - General reading. Fifteen original
stories; history, sports, mystery, culture.

Series 2 - Investments. Learn how to invest
money while improving your reading skills.

Develops:

vocabulary, visual skills, reading speed and
comprehension. Stores response. Charts progress.

ORDER NOW - Call or write

INTRODUCTORY
30% DISCOUNT

SPECIAL

Sample Disk with
Personal Reading Test
\$5.00

(credited to purchase of program)

Additional lesson disks. . . \$19.95

LSR Learning Associates, Inc.
707 Broad Hollow Road
Farmingdale, New York 11735
(516) 293-6699

THE NEXT STEP

Listing 1 continued

```

00211 CALL RC_2_ADDR ;Get top addr. in DE
00212 LD (IX+12),E ;Save in table
00213 LD (IX+13),D
00214 LD DE,(TOP$) ;P/u top row/col again
00215 EQU $-2
00216 LD HL,(BOT$) ; and end row/col
00217 EQU $-2
00218 LD A,L ;Get right col
00219 SUB E ;Find line length
00220 LD (IX+16),A ;Save in table
00221 CALL RC_2_ADDR ;Get end addr. in DE
00222 LD (IX+14),E ;Save in table
00223 LD (IX+15),D
00224 RET
00225 ;
00226 ; Frame current window with char. in A
00227 ; IX already points to WD module
00228 ;
00229 FRAMER LD C,A ;Character into C
00230 LD HL,(TOP$) ;P/u top row/col
00231 EQU $-2
00232 DEC H ;Up a row
00233 DEC L ;One column left
00234 LD A,(IX+16) ;P/u line length
00235 ADD A,2 ;Line length + 2
00236 LD B,A ;Save in B
00237 LD A,2CH ;INC L instruction
00238 CALL DRAW ;Draw top line
00239 EQU $-2
00240 ;
00241 LD A,(BOT$+1) ;P/u end row
00242 EQU $-2
00243 SUB H ;A = # of rows
00244 INC A ;Add 1
00245 LD B,A ;Save in B
00246 LD A,24H ;INC H instruction
00247 CALL DRAW ;Draw right side
00248 EQU $-2
00249 ;
00250 LD A,(IX+16) ;P/u line length
00251 ADD A,2 ;Line length + 2
00252 LD B,A ;Save in B
00253 LD A,2DH ;DEC L instruction
00254 CALL DRAW ;Draw bottom
00255 EQU $-2
00256 ;
00257 LD A,(TOP$+1) ;P/u top row
00258 EQU $-2
00259 LD B,A ;Save in B
00260 LD A,H ;Get bottom + 1
00261 SUB B ;A = # of rows
00262 INC A ;Add 1
00263 LD B,A ;Save in B
00264 LD A,25H ;DEC H instruction
00265 ;
00266 LD (DR$),A ;Set instruction in place
00267 EQU $-2
00268 PUSH BC ;Save counter
00269 LD B,2 ;Function: Dsp C @ HL
00270 SVC @VDCTL ;Display char. on screen
00271 INC L ;Move HL pointer
00272 POP BC ;Recover counter
00273 DJNZ DR1$ ;Finish one side
00274 RET
00275 ;
00276 ; Move the stack if it will be under the alternate memory bank
00277 ;
00278 SAV_STACK DI ;No stack access for now
00279 XOR A ;A = 0 for stack flag
00280 LD HL,0005H ;Stack can't be above 7FFAH
00281 LD HL,SP ;Add present stack loc'n
00282 JR NC,SS1 ;Go if okay
00283 POP HL ;Get return addr.
00284 LD (SPSAV),SP ;Save stack pointer
00285 EQU $-2
00286 CPL ;A = FFh
00287 LD SP,0360H ;Move to system area
00288 PUSH HL ;Return addr. on new stack
00289 LD (SPFLAG),A ;Save the flag
00290 EQU $-2
00291 EI ;Turn interrupts on again
00292 RET
00293 ;
00294 GET_STACK DI ;No stack access for now
00295 LD A,0 ;P/u flag
00296 EQU $-1 ;Stack change flag
00297 OR A ;Test flag
00298 JR Z,GS1 ;Go if no change
00299 POP HL ;Get return addr.
00300 LD SP,$-2 ;Load with original addr.
00301 EQU $-2 ;Stuff old SP address
00302 PUSH HL ;Return addr. on new stack
00303 GS1 EI ;Turn on interrupts
00304 RET
00305 ;
00306 B0END EQU $ ;End of Bank 0 routines
00307 ;
00308 ; Alternate bank routines -- SAVE and GET
00309 ; Will be placed in Bank 1 or 2 on installation
00310 ;
00311 SAVE PUSH BC ;Save bank data
00312 PUSH HL ;Save return addr.
00313 LD HL,(HI$) ;Get first vacant addr.
00314 LD (HL),E ;Save col of cursor
00315 INC HL

```

Listing 1 continued

THE NEXT STEP

Listing 1 continued

```

00316 LD (HL),D ;And save row of cursor
00317 INC HL
00318 PUSH IX ;Transfer top row/col
00319 POP DE ;To DE
00320 LD (HL),E ;And save it
00321 INC HL
00322 LD (HL),D
00323 INC HL
00324 PUSH IY ;Transfer end row/col
00325 POP DE ;To DE
00326 LD (HL),E ;And save it
00327 INC HL
00328 LD (HL),D
00329 INC HL
00330 ;
00331 EX DE,HL ;Pointer to DE
00332 LD HL,0F800H ;HL=> top of video
00333 BC,24*80 ;Length of screen
00334 LD A,(OPREG$) ;Get current memory status
00335 PUSH AF ;And save
00336 AND 0FCH ;Strip select bits
00337 OR 02H ;Set for map 3
00338 DI ;Not now
00339 OUT (84H),A ;Bring up video
00340 LDIR
00341 POP AF ;Recover OPREG$
00342 OUT (84H),A ;Original map
00343 EI
00344 LD (HIS),DE ;Save memory pointer
00345 ;
00346 POP HL ;Recover transfer addr.
00347 POP BC ;And bank data
00348 SVC @BANK ;Back to Bank 0
00349 ;
00350 ;
00351 GET PUSH BC ;Save bank data
00352 PUSH HL ;And transfer addr.
00353 LD HL,(HIS) ;P/u memory pointer
00354 DEC HL ;DE=> last used byte
00355 LD DE,0FF7FH ;HL=> bottom of screen
00356 LD BC,24*80 ;Length of screen
00357 LD A,(OPREG$) ;Get current memory status
00358 PUSH AF ;And save
00359 AND 0FCH ;Strip SEL bits
00360 OR 02H ;Set for map 3
00361 DI
00362 OUT (84H),A ;Bring up vid ram
    
```

Listing 1 continued

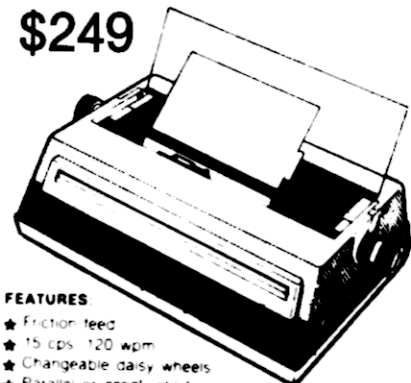
Circle 456 on Reader Service card.

SCM DAISY WHEEL New Smith Corona L-1000

True letter quality printer for less than the cost of an office typewriter! Priced \$500 less than other popular daisy wheel printers!

SALE PRICE:

\$249



FEATURES

- ★ Friction feed
- ★ 15 cps, 120 wpm
- ★ Changeable daisy wheels
- ★ Parallel or serial interface
- ★ Compatible with R. S. Apple etc

SUNLOCK SYSTEMS

210 Conner Rd.
Mechanicsville, VA 23111
(804)-746-1600

ADDITIONAL PRINTER SPECIALS

Epson	Gkidata	Comrex CRII	\$359	Citoh 7500	\$239
RX80	\$229	ML92	\$369	Comrex III	599
LX80	249	ML192	369	Star SG10	239
RX100	399	ML84	649	Star PwrTp.	329
FX80+	369	Gk120	149	Str. Radx10	519
FX100+499	ML93	579	Gemini 15x	349	Sv. Reed 500
JX 80	499	ML182	239	Delta 10	359
				Epson 1500	899

TO ORDER CALL TOLL FREE 800-368-9191

In Virginia call 804-321-9191

We accept MasterCard, Visa and COOs

Circle 496 on Reader Service card.

Communications Gap? LET'S TALK™!

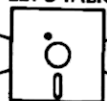
IBM PC &
PC XT®



COMPAQ™



LET'S TALK



TRS-80® Model III
TRS-80 Model 2,
4, 12 and 16



Tandy 2000™



LET'S TALK CLOSES THE COMMUNICATIONS GAP BETWEEN TODAY'S POPULAR PERSONAL COMPUTERS.

LET'S TALK is a complete package for fully supported communications between any of these computers. In any direction. Without additional expense.

LET'S TALK is a simple, straightforward program that transfers ASCII data files, including BASIC and VisiCalc®, from one computer to

another. Precisely. Easily. Without professional, expensive data processing expertise.

LET'S TALK allows two computers to communicate directly with each other in a "conversational mode" when not actually transferring data. And, LET'S TALK can send or retrieve files of any size from unattended computers, at three different speeds.

GROWTH AND EXPANSION REQUIRE OPEN COMMUNICATION. LET'S TALK.



Making dollars and sense out of information.

Now available at Radio Shack stores through Express Order Software Program.

TRS-80 is a registered trademark of Tandy Corporation. Tandy 2000 is a trademark of Tandy Corporation. Visi Calc is a registered trademark of VisiCorp. IBM PC and PC XT are registered trademarks of IBM Corporation. COMPAQ is a trademark of Compaq Computer Corporation.

a division of the goodman group, inc. 12900 Preston Rd., Dallas, Texas 75230 (214) 239-6085
LET'S TALK includes all diskettes for each of the above computers. Suggested retail price \$179.00 + \$5.00 shipping

Questions & Answers

Let me take time this month to answer some of your most frequently asked FORTH questions

Is FORTH hard to learn?

Unlike most languages, FORTH doesn't make you spend a lot of time studying before you start doing. You can start creating useful programs right away and, in just a short time, you'll be turning out sophisticated FORTH programs with the best of them!

How FAST is FORTH?

Compared to interpreted BASIC, FORTH is blindingly fast. FORTH compares very favourably with true compilers too. While an application written in pure FORTH may not execute as quickly as a compiled program, FORTH programs can easily be tuned in Assembly language to yield code which outperforms a compiler.

What applications is FORTH suited to?

FORTH has been used to implement databases, games, scientific and educational applications, even knowledge-based expert systems. When you program in FORTH, the programming world is your oyster!

How compatible is FORTH from SOTA?

FORTH from SOTA is totally compatible with all the popular TRS-80 operating systems: TRSDOS, LDOS, NEWDOS, DOSPLUS and for model 4 users, even CP/M Plus and Montezuma Micro's CP/M. What's more, you can run FORTH from SOTA in native mode, using its own operating system.

Does SOTA require licensing or royalties?

No, you are free to distribute the programs you develop without additional cost. SOTA is in the business of programming languages, so as long as you aren't simply reselling FORTH, you can make as many copies of the FORTH diskette as you like and distribute them as you please.

Why should I order FORTH from SOTA?

SOTA Computing Systems Limited is committed to providing you with unparalleled service and support. We have a full time staff dedicated to answering your questions and helping you with your problems. When you deal with SOTA Computing Systems Limited, you're not just buying a piece of software, you're getting a whole support team dedicated to helping your programming effort.

How much does FORTH from SOTA cost?

\$75.00

What does my \$75.00 get me?

You'll receive the introductory programmer's manual, the comprehensive reference manual and FORTH diskette. The diskette contains the standard FORTH vocabulary, an editor and Z80/FORTH assembler as well as over 50 extra functions not included in the standard, that you'll find particularly useful.

Don't wait any longer! Order today and join the FORTH revolution now!

ORDER FORM

Gentlemen, I'm convinced!

☐ Enclosed is my ☐ check ☐ money-order for \$75.00 (U.S. Funds)

☐ Bill my ☐ VISA ☐ Mastercard
I have indicated my card number and expiry date below

Please rush me my copy of figFORTH by SOTA for the TRS-80 computer I have indicated

☐ Model I ☐ Model III ☐ Model 4/4P

NAME: _____

STREET: _____

STATE: _____ ZIP: _____

CARD TYPE: _____ EXPIRY: _____

CARD NO: _____

SIGNATURE: _____

ORDER TODAY 213-1080 Broughton Street
Vancouver, British Columbia
Canada V6G 2A8

MasterCard **ORDER BY MAIL OR BY PHONE** **VISA**

(604) 688-5009

State of the Art since 1981
SOTA
Computing Systems Limited

*TRSDOS, LDOS, NEWDOS and CP/M Plus are registered trademarks of Radio Shack, Logical Systems Inc., Apparat Inc and Digital Research respectively
TRS-80 is a registered trademark of Radio Shack

THE NEXT STEP

Listing 1 continued

```

00363 LDDR ;Transfer to screen
00364 POP AF ;Recover original
00365 OUT (84H),A ;
00366 EI
00367 ;
00368 LD D,(HL) ;Get row of end
00369 DEC HL ;
00370 LD E,(HL) ; and col of end
00371 PUSH DE ;Transfer to IY
00372 POP IY
00373 DEC HL ;Move back a space
00374 LD D,(HL) ;Get row of top
00375 DEC HL
00376 LD E,(HL) ;And col of top
00377 PUSH DE ;Transfer to IX
00378 POP IX
00379 DEC HL ;Move back a space
00380 LD D,(HL) ;Get row of cursor
00381 DEC HL
00382 LD E,(HL) ;And col of cursor
00383 LD (HI),HL ;Save pointer for next time
00384 ;
00385 POP HL ;Recover Transfer addr.
00386 POP BC ;Recover bank data
00387 SVC @BANK ;Return to bank 0
00388 ;
00389 B2END EQU $ ;End of alt. bank programs
00390 ;
00391 ;
00392 ; Install program, if possible
00393 ;
00394 INSTALL LD DE,MODNAME ;DE==> Driver name
00395 SVC @GTMOD ;Find driver
00396 JR Z,INST1 ;Go if found
00397 LD HL,NO_MOD ;Else point to failure msg
00398 JP INST_END ;And leave
00399 INST1 LD (WD_ADDR),HL ;Stuff address
00400 SVC @FLAGS ;Get addr. of flags table
00401 LD H,(IY+26) ;MSB of SVC table
00402 LD L,127*2 ;LSB of SVC 127 addr.
00403 LD (SVC127),HL ;Save addr. in SVC table
00404 ;
00405 LD HL,($-$) ;P/u SVC address
00406 SVC127 EQU $-2
00407 LD DE,2600H ;Top of DOS area
00408 SBC HL,DE ;Test location of SVC 127
00409 JR C,INST2 ;Go if okay
00410 LD HL,NO_SVC ;Point to error msg
00411 JP INST_END ;And leave
00412 INST2 LD C,2 ;See if Bank 2 is avail
00413 PUSH BC ;Save Bank #
00414 LD B,2 ;Function: Bank in use?
00415 SVC @BANK
00416 POP BC ;Recover bank #
00417 JR Z,INST3 ;Go if Bank is open
00418 DEC C ;Try bank 1
00419 PUSH BC ;Save C again
00420 LD B,2 ;Function: Bank in use?
00421 SVC @BANK
00422 POP BC ;Recover bank #
00423 JR Z,INST3 ;Go if Bank is open
00424 LD HL,NO_BANK ;Point to error
00425 JP INST_END ;And leave
00426 INST3 LD A,C ;Get bank #
00427 LD (BANK1),A ;Put in program
00428 LD (BANK2),A ; twice
00429 ADD A,30H ;Change to ASCII
00430 LD (BANK3),A ;Put into message
00431 PUSH BC ;Save bank number in C
00432 LD B,3 ;Function: Set BUR
00433 SVC @BANK ;Mark bank in use
00434 POP BC ;Recover bank number
00435 LD B,0 ;Function: bring up bank
00436 SVC @BANK
00437 JR Z,INST4 ;Go if successful
00438 LD HL,BANK_ERR ;Point to error
00439 JP INST_END ;And leave
00440 INST4 PUSH BC ;Save bank data
00441 LD DE,8000H ;Set up to move program
00442 LD HL,SAVE ; modules to bank
00443 LD BC,B2END-SAVE
00444 LDIR ;Move it all
00445 LD HL,HI$+2 ;HL==> 1st free byte
00446 LD (HI$),HL ;Save it
00447 POP BC ;Recover bank data
00448 SVC @BANK ;Swap banks back
00449 ;
00450 ; Move main program to high memory and install as SVC 127
00451 ;
00452 LD HL,0 ;Function: Get current HIGH$
00453 LD B,H ;Function: Handle HIGH$
00454 SVC @HIGH$
00455 LD (OLDHIGH),HL ;Save in header
00456 LD BC,B2END-BEGIN ;Length of program
00457 PUSH BC ; and save it
00458 XOR A ;Reset C flag
00459 SBC HL,BC ;Find new HIGH$ value
00460 LD B,0 ;Function: Handle HIGH$
00461 SVC @HIGH$ ;Set new HIGH$
00462 INC HL ;New addr. for start
00463 PUSH HL ;Save it
00464 LD BC,BEGIN ;P/u current BEGIN addr
00465 XOR A ;Reset C-flag
00466 SBC HL,BC ;Calculate offset
00467 EX DE,HL ;Offset in DE

```

Listing 1 continued

THE NEXT STEP

Listing 1 continued

```

00468 LD IX,RELTAB ;IX=> Reloc. table
00469 REL1 LD L,(IX) ;Get next value
00470 LD H,(IX+1) ; into HL
00471 LD A,H ;Get MSB for testing
00472 OR A ;Is it zero?
00473 JR Z,REL2 ;Go if done
00474 PUSH HL ;Else transfer to
00475 POP IY ; IY
00476 LD L,(IX) ;Get value from program
00477 LD H,(IX+1)
00478 ADD HL,DE ;Add offset
00479 LD (IY+1),H ;Save new addr.
00480 LD (IY),L
00481 INC IX ;Point IX to addr. of
00482 INC IX ; next location
00483 JR REL1 ;Loop until done
00484 ;
00485 REL2 LD HL,(SVC127) ;Get SVC address
00486 POP DE ;Recover new BEGIN addr.
00487 LD (HL),E ;Save in table
00488 INC HL
00489 LD (HL),D
00490 LD HL,BEGIN ;HL=> current beginning
00491 POP BC ;Recover program length
00492 LDIR ;Move it all
00493 ;
00494 LD HL,SUCCESS ;Point to message
00495 INST_END SVC @DSPLY ;Display message
00496 LD HL,0 ;Show no error
00497 SVC @EXIT ;Return to TRSDOS
00498 ;
00499 RELTAB DW RL0,RL1,RL2,RL3,RL4,RL5,RL6,RL7,RL8
00500 DW RL9,RL10,RL11,RL12,RL13,RL14,RL15
00501 DW RL16,RL17,RL18,RL19,RL20,RL21,RL22
00502 DW RL23,RL24,RL25,RL26,RL27,RL28,RL29
00503 DW RL30,RL31,RL32,RL33,RL34,RL35,RL36
00504 DW 0 ;End of relocation table
00505 ;
00506 MODNAME DEFM 'WD'
00507 DB 0
00508 ;
00509 NO_MOD DEFM 'Window Driver not found. Installation aborted.'
00510 DB 0DH
00511 ;
00512 NO_SVC DEFM 'SVC 127 already in use. Installation aborted.'
00513 DB 0DH
00514 ;
00515 NO_BANK DEFM 'Unable to use Bank 1 or Bank 2. '
00516 DEFM 'Installation aborted.'
00517 DB 0DH
00518 ;
00519 BANK_ERR DEFM 'Bank transfer unsuccessful. Installation aborted.'
00520 DB 0DH
00521 ;
00522 SUCCESS DEFM 'SVC 127, @WINDOW, successfully installed in'
00523 DB 0AH
00524 DEFM 'high memory and Bank '
00525 DB '2'
00526 DB 0DH
00527 ;
00528 END INSTALL

```

End

Program Listing 2. Test program for window system.

```

100 DIM HL%, BC%, DE%, WINDOW%, R%, ROUTINE$
110 DATA 229, 235, 94, 35, 86, 197
120 DATA 225, 78, 35, 70, 221, 225
130 DATA 221, 43, 221, 110, 1, 221
140 DATA 102, 2, 62, 127, 239, 201, -1
150 '
160 WHILE A% => 0
170 READ A%
180 IF A% > 0 THEN ROUTINE$ = ROUTINE$ + CHR$(A%)
190 WEND
200 '
210 CLS
220 INPUT "<O>pen or <C>lose";O$
230 IF O$ = "C" OR O$ = "c" THEN BC% = 0:
    GOSUB 1000: GOTO 350
240 IF O$ <> "O" AND O$ <> "o" THEN GOTO 220
250 INPUT "Frame value (ASCII)";F
260 BC% = CVI(CHR$(F) + CHR$(1))
270 '
280 INPUT "Top left corner (row,col)"; TR%, TC%
290 HL% = CVI(CHR$(TC%) + CHR$(TR%))
300 '
310 INPUT "Bottom right corner (row,col)"; BR%, BB%
320 DE% = CVI(CHR$(BB%) + CHR$(BR%))
330 '
340 GOSUB 1000 'run window SVC
350 GOTO 220 'start over
360 '
1000 R% = VARPTR(ROUTINE$)
1010 WINDOW% = CVI(CHR$(PEEK(R%+1)) + CHR$(PEEK(R%+2)))
1020 CALL WINDOW% (HL%, DE%, BC%)
1030 RETURN

```

End

Back Issues



January 1980 to June 1980 ... \$3.00

July 1980 to May 1983 \$3.50

June 1983 to present \$4.50

Add \$1.00 per magazine for shipping.
10 or more magazines add \$7.50 per
order for shipping.

80Micro

Back Issue Order Dept.

80 Pine Street

Peterborough, NH 03458

Circle 249 on Reader Service card.

Type fast!



Hunt and peck is fine for chickens
but you can **FasType™**.

- FasType™ is the fun and easy way to learn to type.
- FasType™ teaches the TRS-80 III/4/4P keyboard.
- FasType™ is machine language fast.
- FasType™ is teacher written, classroom proven.
- FasType™ for Tandy 1000, August 1, 1985.

\$39.95/disk plus \$1.50 shipping. Arizona residents add 5%. Specify model. Schools ask about our network version.

FasType™



Press 'A' Software
Box 364
Jerome, AZ 86331
602-634-2688

Terms of Endearment

by John B. Harrell III

Borrowing money is never pleasant, and trying to understand interest rates and payments makes a tough chore more difficult. One way to ease the process and get a clear idea of what you're getting into is to use a spreadsheet to manipulate the terms of the loan and observe various outcomes. While this won't make the borrowing any more pleasant, it might help you decide which terms are best.

My two-part spreadsheet template, Amortize (see Fig. 1), provides a complete breakdown of your loan (lines 1-17) and furnishes a year-by-year listing of the actual loan payment schedule (lines 20-53). I used Multiplan to design Amortize, but you can easily convert it for other spreadsheets.


To use the template, enter the amount of your loan (called the principal or PV) in line 4, the length of payment in line 5, and the annual percentage rate (normally referred to as the APR) in line 6. These numbers are the basis for the remainder of the spreadsheet, so make sure they're valid. My template calculates the payment for the loan, the loan's total cost, the total interest paid, and the overall interest rate (rows 9, 11, 12, and 13 in column 5).

The second part of Amortize summarizes each year's performance as you pay the loan. Period totals give you the total paid in 12 months, the total interest, and the total principal (lines 34 and 53). The month and year labels depend on the entries in cells R16C6 (row 16, column 6) and R17C6.

Background

I derived the amortization data in this template by compounding the interest on a monthly basis. Among the other compounding methods available are straight interest, simple interest, or daily compounding. The template results are accurate enough that you can use them to study most loan-repayment schedules.

I calculated the monthly interest rate (i) by dividing the APR by 12. Cell R6C5 displays this result as a fractional value. The formula in R9C5 calculates the



1	2	3	4	5	6
1	Loan Amortization				
2					
3					
4	Loan Principal Value				
5	Number of Payments				
6	Annual Percentage Rate (APR)				
7					
8	Monthly Interest Rate (frac)				
9	Monthly Payment on Loan				
10					
11	Total Cost of Loan				
12	Amount of Interest Paid				
13	Overall Percentage Rate				
14					
15					
16	Enter the month of the first payment				
17	Enter the year of the first payment				
18					
19					
20	Month	Year	Payment	Interest	Principal
21	6	1985	\$474.95	\$107.58	\$367.45
22	7	1985	\$474.95	\$103.55	\$371.40
23	8	1985	\$474.95	\$99.56	\$375.39
24	9	1985	\$474.95	\$95.52	\$379.43
25	10	1985	\$474.95	\$91.44	\$383.51
26	11	1985	\$474.95	\$87.32	\$387.63
27	12	1985	\$474.95	\$83.15	\$391.80
28	1	1986	\$474.95	\$78.94	\$396.01
29	2	1986	\$474.95	\$74.68	\$400.27
30	3	1986	\$474.95	\$70.38	\$404.57
31	4	1986	\$474.95	\$66.03	\$408.92
32	5	1986	\$474.95	\$61.64	\$413.31
33					
34	Total Paid				
35					
36					
37					
38					
39	Month	Year	Payment	Interest	Principal
40	6	1986	\$474.95	\$57.19	\$417.76
41	7	1986	\$474.95	\$52.70	\$422.25
42	8	1986	\$474.95	\$48.16	\$426.79
43	9	1986	\$474.95	\$43.58	\$431.37
44	10	1986	\$474.95	\$38.94	\$436.01
45	11	1986	\$474.95	\$34.25	\$440.70
46	12	1986	\$474.95	\$29.51	\$445.44
47	1	1987	\$474.95	\$24.72	\$450.23
48	2	1987	\$474.95	\$19.88	\$455.07
49	3	1987	\$474.95	\$14.99	\$459.96
50	4	1987	\$474.95	\$10.05	\$464.90
51	5	1987	\$474.95	\$5.05	\$469.90
52					
53	Total Paid				
54					

Figure 1. The Amortize template.

★ DISPLAYED VIDEO ★

IS TURNING THE COMPUTER WORLD UPSIDE DOWN!!

MONITORS Teknika hi-res. color monitor.....\$325.00 Comrex green or amber monitor.....\$115.00 Zenith green or amber monitor.....\$120.00 MISCELLANEOUS Model III/4RS 232 board.....\$75.00 Model I double density board.....\$85.00 64k 150ns memory chips.....\$2.95 Power strip w/surge protection.....\$25.00 Bulk diskettes pack of 10.....\$13.00 Verbatim diskette pack of 10.....\$20.00	MODEMS ANCHOR MARK XII 300/1200 baud (Hayes compatible).....\$259.00 ANCHOR MARK X 300/1200 baud (Hayes compatible).....\$125.00 Volksmodem 12 & cable 300/1200 baud (Hayes compatible).....\$125.00 Volksmodem 1200 baud.....\$220.00 Hayes 300 baud.....\$205.00 Hayes 1200 baud.....\$430.00 Volks modems & cable.....\$69.00
--	--

PERIPHERALS

JUKI 6100 Daisywheel (parallel).....\$425.00 6100 Daisywheel (serial).....\$475.00 6300 Daisywheel.....\$725.00 6000 Daisywheel.....\$220.00 Call for price.....\$24.99 Epson 100 series ribbon.....\$29.00 Epson 80 series ribbon.....\$10.00	EPSON LX80.....\$375.00 FX80+.....\$395.00 FX100+.....\$575.00 RX100.....\$415.00 LQ1500 & interface.....\$1,125.00 JX80.....\$595.00 We stock all Radio Shack printers.....\$1,125.00 Radio Shack, IBM, TI, & Sanyo printer cables.....\$1,125.00 Printer paper 20# 2700 sheets.....\$1,125.00 Epson 80 series ribbon.....\$10.00
--	---

PRINTERS

TEAC HALF HEIGHT DISK DRIVES FD55a 40 trk ssdd bare.....\$125.00 FD55b 40/40 trk w/case & power.....\$135.00 FD55f 80/80 trk w/case & power.....\$160.00 Fullsize case & power supply.....\$125.00 Slimline case & power supply.....\$160.00 Dual slimline case & power supply.....\$149.00	DISK DRIVES TANDY 1000 W/2 drives.....\$1,199.00 TANDY 1000 W/2 drives & RGB color monitor.....\$1,549.00 IBM W/1 double sided disk drive, one 10 meg. hard disk, 256 K.....\$2,695.00 Monochrome monitor or color monitor display card for IBM or Tandy 1200.....\$225.00 High resolution RGB Teknika color monitor.....\$325.00
--	---

COMPUTERS

Visit our two retail locations at: 886 Ecorse Road Ypsilanti, MI 48197 (313) 426-5086 / (313) 482-4424 or 111 Marshall Street Litchfield, MI 49252 (517) 542-3280 (517) 542-3939 (517) 542-3947	WE CARRY TANDY, RADIO SHACK, SANYO & IBM  TO ORDER: Call (313) 426-4086 or (313) 482-4424 or (517) 542-3280 (517) 542-3939 (517) 542-3947 OR WRITE: DISPLAYED VIDEO 111 MARSHALL ST., LITCHFIELD, MI 49252 OR 886 ECORSE RD. YPSILANTI, MI 48197 (517) 542-3939 TECHNICAL SUPPORT	IMMEDIATE DELIVERY 180 Days Parts and Labor Warranty DEALER INQUIRIES INVITED Free Shipping in the U.S. 48 Contiguous States *TRS-80 is a trademark of the Tandy Corporation *IBM is a trademark of International Business Machines Prices & Specifications subject to change without notice
--	--	--

monthly payment (PMT) with the following formula and then rounds it to the nearest cent:

$$PMT = \frac{(i \cdot PV)}{(1 - i^{-np})}$$

I used the rounding function to make the calculation as accurate and realistic as possible. Since the computer uses binary arithmetic, it often creates repeating decimals out of numbers that are exact fractions in decimal arithmetic.

Once it computes the loan payment, the template derives the total cost by multiplying the number of payments by the individual payment (R11C5).

Similarly, the interest is the total cost minus the principal of the loan (R12C5), and the overall interest percentage rate is the total interest divided by the original principal (R13C5).

Extending the Template

I've used Amortize to illustrate the payments on a two-year loan. You'll

probably want to add years to the payment schedule to allow for a longer amortization period (no one can afford a two-year loan anymore), and you can easily reproduce the schedule of payments in part two of the template. The only limitation on extending the template is the computer's internal memory and how much your spreadsheet can pack into it.

Remember that the date information depends on the data in cells R16C6 and R17C6. The formulas in columns 1 and 2 of the second part are pretty straightforward. They check the cells preceding them to determine if the year has ended and increment the month and year accordingly.

The formula in column 3 carries forward the payment from the initially calculated values. For ease of replication, make the reference to this cell absolute. You can do this in Multiplan by pressing the @ key after you enter the appropriate cell reference (for example, this would turn the cell reference

R(-12)C(+2) into R9C5). With Lotus, use the ABS function key (F4).

My template calculates interest (column 4) by applying the monthly interest rate (i) to the balance of the loan. The difference between the payment and the interest required is the amount applied toward the principal (column 5). This principal amount reduces the balance of the loan for the next payment (column 6).

Figure 2 lists the formulas I used in my template; Fig. 3 shows the cell formats. I redefined the widths of columns 5 and 6 to accommodate 13 characters. ■

Write to John B. Harrell III at 1519-A Carswell Circle, Bolling Air Force Base, Washington, DC 20366.

Submit your template (include a disk version) to Spreadsheet Beat, c/o 80 Micro, 80 Pine St., Peterborough, NH 03458. We'll pay \$50 for each one we publish. We'll also publish any valuable hints and patches you'd like to share.

Figure 2. Amortize's formulas.

R8C5	+R(-2)C/12	R29C5	+RC(-2)-RC(-1)
R9C5	INT((R(-1)C*R(-5)C)/(1-EXP((-R(-4)C)*LN(1+R(-1)C))))*100+0.5)/100	R29C6	+R(-1)C-RC(-1)
R11C5	+R(-2)C*R(-6)C	R30C1	IF(R(-1)C=12,1,R(-1)C+1)
R12C5	+R(-1)C-R(-8)C	R30C2	IF(R(-1)C(-1)=12,R(-1)C+1,R(-1)C)
R13C5	+R(-1)C/R(-9)C	R30C3	+R(-2)C(+2)
R21C1	+R(-5)C(+5)	R30C4	INT((R(-22)C(+1)*R(-1)C(+2))*100+0.5)/100
R21C2	+R(-4)C(+4)	R30C5	+RC(-2)-RC(-1)
R21C3	+R(-12)C(+2)	R30C6	+R(-1)C-RC(-1)
R21C4	INT((R(-13)C(+1)*R(-17)C(+1))*100+0.5)/100	R31C1	IF(R(-1)C=12,1,R(-1)C+1)
R21C5	+RC(-2)-RC(-1)	R31C2	IF(R(-1)C(-1)=12,R(-1)C+1,R(-1)C)
R21C6	+R(-17)C(-1)-RC(-1)	R31C3	+R(-22)C(+2)
R22C1	IF(R(-1)C=12,1,R(-1)C+1)	R31C4	INT((R(-23)C(+1)*R(-1)C(+2))*100+0.5)/100
R22C2	IF(R(-1)C(-1)=12,R(-1)C+1,R(-1)C)	R31C5	+RC(-2)-RC(-1)
R22C3	+R(-13)C(+2)	R31C6	+R(-1)C-RC(-1)
R22C4	INT((R(-14)C(+1)*R(-1)C(+2))*100+0.5)/100	R32C1	IF(R(-1)C=12,1,R(-1)C+1)
R22C5	+RC(-2)-RC(-1)	R32C2	IF(R(-1)C(-1)=12,R(-1)C+1,R(-1)C)
R22C6	+R(-1)C-RC(-1)	R32C3	+R(-23)C(+2)
R23C1	IF(R(-1)C=12,1,R(-1)C+1)	R32C4	INT((R(-24)C(+1)*R(-1)C(+2))*100+0.5)/100
R23C2	IF(R(-1)C(-1)=12,R(-1)C+1,R(-1)C)	R32C5	+RC(-2)-RC(-1)
R23C3	+R(-14)C(+2)	R32C6	+R(-1)C-RC(-1)
R23C4	INT((R(-15)C(+1)*R(-1)C(+2))*100+0.5)/100	R34C3	SUM(R(-13)C:R(-2)C)
R23C5	+RC(-2)-RC(-1)	R34C4	SUM(R(-13)C:R(-2)C)
R23C6	+R(-1)C-RC(-1)	R34C5	SUM(R(-13)C:R(-2)C)
R24C1	IF(R(-1)C=12,1,R(-1)C+1)	R40C1	IF(R(-8)C=12,1,R(-8)C+1)
R24C2	IF(R(-1)C(-1)=12,R(-1)C+1,R(-1)C)	R40C2	IF(R(-8)C(-1)=12,R(-8)C+1,R(-8)C)
R24C3	+R(-15)C(+2)	R40C3	+R(-31)C(+2)
R24C4	INT((R(-16)C(+1)*R(-1)C(+2))*100+0.5)/100	R40C4	INT((R(-32)C(+1)*R(-8)C(+2))*100+0.5)/100
R24C5	+RC(-2)-RC(-1)	R40C5	+RC(-2)-RC(-1)
R24C6	+R(-1)C-RC(-1)	R40C6	+R(-8)C-RC(-1)
R25C1	IF(R(-1)C=12,1,R(-1)C+1)	R41C1	IF(R(-1)C=12,1,R(-1)C+1)
R25C2	IF(R(-1)C(-1)=12,R(-1)C+1,R(-1)C)	R41C2	IF(R(-1)C(-1)=12,R(-1)C+1,R(-1)C)
R25C3	+R(-16)C(+2)	R41C3	+R(-32)C(+2)
R25C4	INT((R(-17)C(+1)*R(-1)C(+2))*100+0.5)/100	R41C4	INT((R(-33)C(+1)*R(-1)C(+2))*100+0.5)/100
R25C5	+RC(-2)-RC(-1)	R41C5	+RC(-2)-RC(-1)
R25C6	+R(-1)C-RC(-1)	R41C6	+R(-1)C-RC(-1)
R26C1	IF(R(-1)C=12,1,R(-1)C+1)	R42C1	IF(R(-1)C=12,1,R(-1)C+1)
R26C2	IF(R(-1)C(-1)=12,R(-1)C+1,R(-1)C)	R42C2	IF(R(-1)C(-1)=12,R(-1)C+1,R(-1)C)
R26C3	+R(-17)C(+2)	R42C3	+R(-33)C(+2)
R26C4	INT((R(-18)C(+1)*R(-1)C(+2))*100+0.5)/100	R42C4	INT((R(-34)C(+1)*R(-1)C(+2))*100+0.5)/100
R26C5	+RC(-2)-RC(-1)	R42C5	+RC(-2)-RC(-1)
R26C6	+R(-1)C-RC(-1)	R42C6	+R(-1)C-RC(-1)
R27C1	IF(R(-1)C=12,1,R(-1)C+1)	R43C1	IF(R(-1)C=12,1,R(-1)C+1)
R27C2	IF(R(-1)C(-1)=12,R(-1)C+1,R(-1)C)	R43C2	IF(R(-1)C(-1)=12,R(-1)C+1,R(-1)C)
R27C3	+R(-18)C(+2)	R43C3	+R(-34)C(+2)
R27C4	INT((R(-19)C(+1)*R(-1)C(+2))*100+0.5)/100	R43C4	INT((R(-35)C(+1)*R(-1)C(+2))*100+0.5)/100
R27C5	+RC(-2)-RC(-1)	R43C5	+RC(-2)-RC(-1)
R27C6	+R(-1)C-RC(-1)	R43C6	+R(-1)C-RC(-1)
R28C1	IF(R(-1)C=12,1,R(-1)C+1)	R44C1	IF(R(-1)C=12,1,R(-1)C+1)
R28C2	IF(R(-1)C(-1)=12,R(-1)C+1,R(-1)C)	R44C2	IF(R(-1)C(-1)=12,R(-1)C+1,R(-1)C)
R28C3	+R(-19)C(+2)	R44C3	+R(-35)C(+2)
R28C4	INT((R(-20)C(+1)*R(-1)C(+2))*100+0.5)/100	R44C4	INT((R(-36)C(+1)*R(-1)C(+2))*100+0.5)/100
R28C5	+RC(-2)-RC(-1)	R44C5	+RC(-2)-RC(-1)
R28C6	+R(-1)C-RC(-1)	R44C6	+R(-1)C-RC(-1)
R29C1	IF(R(-1)C=12,1,R(-1)C+1)	R45C1	IF(R(-1)C=12,1,R(-1)C+1)
R29C2	IF(R(-1)C(-1)=12,R(-1)C+1,R(-1)C)	R45C2	IF(R(-1)C(-1)=12,R(-1)C+1,R(-1)C)
R29C3	+R(-20)C(+2)	R45C3	+R(-36)C(+2)
R29C4	INT((R(-21)C(+1)*R(-1)C(+2))*100+0.5)/100	R45C4	INT((R(-37)C(+1)*R(-1)C(+2))*100+0.5)/100
		R45C5	+RC(-2)-RC(-1)

Figure 2 continued.

SPREADSHEET BEAT

Figure 2 continued.

R45C6	+R[-1]C-RC[-1]	R49C2	IF(R[-1]C[-1]=12,R[-1]C+1,R[-1]C)
R46C1	IF(R[-1]C=12,1,R[-1]C+1)	R49C3	+R[-40]C[+2]
R46C2	IF(R[-1]C[-1]=12,R[-1]C+1,R[-1]C)	R49C4	INT((R[-41]C[+1]*R[-1]C[+2])*100+0.5)/100
R46C3	+R[-37]C[+2]	R49C5	+RC[-2]-RC[-1]
R46C4	INT((R[-38]C[+1]*R[-1]C[+2])*100+0.5)/100	R49C6	+R[-1]C-RC[-1]
R46C5	+RC[-2]-RC[-1]	R50C1	IF(R[-1]C=12,1,R[-1]C+1)
R46C6	+R[-1]C-RC[-1]	R50C2	IF(R[-1]C[-1]=12,R[-1]C+1,R[-1]C)
R47C1	IF(R[-1]C=12,1,R[-1]C+1)	R50C3	+R[-41]C[+2]
R47C2	IF(R[-1]C[-1]=12,R[-1]C+1,R[-1]C)	R50C4	INT((R[-42]C[+1]*R[-1]C[+2])*100+0.5)/100
R47C3	+R[-38]C[+2]	R50C5	+RC[-2]-RC[-1]
R47C4	INT((R[-39]C[+1]*R[-1]C[+2])*100+0.5)/100	R50C6	+R[-1]C-RC[-1]
R47C5	+RC[-2]-RC[-1]	R51C1	IF(R[-1]C=12,1,R[-1]C+1)
R47C6	+R[-1]C-RC[-1]	R51C2	IF(R[-1]C[-1]=12,R[-1]C+1,R[-1]C)
R48C1	IF(R[-1]C=12,1,R[-1]C+1)	R51C3	+R[-42]C[+2]
R48C2	IF(R[-1]C[-1]=12,R[-1]C+1,R[-1]C)	R51C4	INT((R[-43]C[+1]*R[-1]C[+2])*100+0.5)/100
R48C3	+R[-39]C[+2]	R51C5	+RC[-2]-RC[-1]
R48C4	INT((R[-40]C[+1]*R[-1]C[+2])*100+0.5)/100	R51C6	+R[-1]C-RC[-1]
R48C5	+RC[-2]-RC[-1]	R53C3	SUM(R[-13]C:R[-2]C)
R48C6	+R[-1]C-RC[-1]	R53C4	SUM(R[-13]C:R[-2]C)
R49C1	IF(R[-1]C=12,1,R[-1]C+1)	R53C5	SUM(R[-13]C:R[-2]C)

End

Default Format

F;K;DGOG11

F	Format symbol
:K	Commas format option set
:D	Indicates the symbols following it define the default format
G	General cell display format
0	Zero digits after the decimal
G	General cell alignment (letters flush left, numbers flush right)
11	Cell width is 11 characters

Special Formats

\$0D (Formatted in dollars, zero digits after the decimal, default alignment)

R4C5	R27C3-C6	R43C3-C6
R9C5	R28C3-C6	R44C3-C6
R11C5	R29C3-C6	R45C3-C6
R12C5	R30C3-C6	R46C3-C6
R21C3-C6	R31C3-C6	R47C3-C6
R22C3-C6	R32C3-C6	R48C3-C6
R23C3-C6	R34C3-C5	R49C3-C6
R24C3-C6	R40C3-C6	R50C3-C6
R25C3-C6	R41C3-C6	R51C3-C6
R26C3-C6	R42C3-C6	R53C3-C5

Special Formats

D0L (Default display format, zero digits after the decimal, flush left)

R16C6
R17C6

D0R (Default display format, zero digits after the decimal, flush right)

R19C1-C6
R38C1-C6

%2D (Formatted in percent, two digits after the decimal, default cell alignment)

R6C5
R13C5

F6D (Fixed decimal point format, six digits after the decimal, default alignment)

R8C5

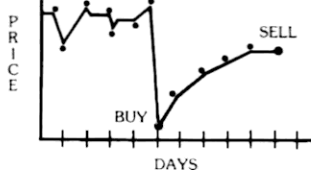
The widths of columns 5 and 6 are set at 13 characters instead of the default width.

Figure 3. Amortize's cell formats.

Circle 78 on Reader Service card.

Nibble Theory

A Short Term Strategy for Making a Small Profit Everyday.



Send \$39.95 for complete "Nibble Theory" Software Package and detailed explanation of how to nibble money out of the stock market on a daily basis. (MOD III/IV only).

DATA COVER INC.

Call or write:
Dept. F
3657 HiDale • Lake Orion, MI 48035

Circle 239 on Reader Service card.

MODULAR I/O PORT KITS

PARALLEL 8 BIT INPUT & OUTPUT •
MODELS I, III, 4 & CoCo
MODULAR DESIGN FOR ADDITION OF MULTIPLE PORTS
LATCHED OUTPUT - STATUS MONITORED BY LED'S
SWITCH SELECTABLE I/O ADDRESS
SOFTWARE DIAGNOSTICS

I/O PORT KIT INCLUDES...

4.5" x 6" Printed circuit board; All components;
Cable (connects to bus expansion port);
Diagnostic software listing (Basic); and Manual.
(Requires 5V 100ma supply)

J107K Complete I/O Port Kit	\$35
D100K 5 Volt Power Supply	\$25
J202K A-D/D-A Interface	\$35
J105K Buffer Board Kit	\$25
J112K Model III/4 Adaptor	\$20
J110K CoCo Adaptor	\$15

(1 J105K FREE FOR EVERY 4 J107K'S ORDERED)

SEND CHECK OR MONEY ORDER

D & A Research
400 Wilson Avenue
Satellite Beach, Florida 32937
305-777-1728

Circle 367 on Reader Service card.

NEW! Lower Prices!!

wabash

six-year warranted

DISKETTES!

\$11.90/box (10)

5 1/4" single-side, single-density, double-density
add \$2/box. Add \$3 per order shipping. In Illinois
add 7% sales tax.

Library Case-\$1.50 (with disk purchase)

Immediate shipment on VISA, MasterCard or
Money order; add 14 days for personal checks.

CALL TOLL FREE

(800) 222-1248

In Illinois Call (312) 882-8315

DEALERS! SCHOOLS! USER GROUPS!
Call for our volume discount prices!

DIGITAL IMAGES

1185 Tower, Schaumburg IL 60195

80 micro's List of Advertisers

Reader Service Number	Page	Reader Service Number	Page	Reader Service Number	Page
374 ALPS	59, 74	45 Electric Webster	7	176 Personal Computer Products	77
82 Aerocomp	88, 89	49 Field Magnetics, Inc.	27	440 Personal Integrated Computers	78
215 Alcor Systems	53	214 Fort Worth Computers	81, 75	290 Pickles & Trout	115
136 Allen Gelder Software	107	295 G.T. Enterprises	75, 87	206 Powersoft	45
30 Allwrite	10	103 Good Software	103	306 Powersoft	35
17 Alpha Products	13, 15	498 Good Software	105	249 Press A Software	107, 115
99 Alpha Technology	81	9 H & E Computronics	CIV, 28	76 Producer, The	20
141 Anitek Software Products	23	9 H & E Computronics	119	449 Professor Jones/ Frogg House	67
383 Astro-Star Enterprises	87, 103	455 Hard Drive Specialists	85	30 Prosoft	11
275 AutoCad	32	355 H.D.P.	73, 104	490 Public Domain Software	61
270 Avant! Associates	121	175 Howe Software	51	75 Radio Shack	CII, 1
152 BC Compro	103	321 Humphrey Instruments	124	56 Ross Custom Electronics	99
388 Business Utility Software	82	46 Hypersoft	120	203 Scientific Engineering Labs	99
41 Clay Waits Software	98	101 J & M Systems	57	* Software Support	126, 127
86 Compulogic	123	128 JMG Software	2, 3, 46	427 SOTA Computing Systems Ltd.	106
34 Computer Center, The	82	534 Jameco Electronics	47	71 Sublogic Communications	124
133 Computer Discount of America	122	* James River Group	60	150 Summit Software Technologies	73
357 Computer Friends	82	292 Kamasoft, Inc.	81	456 Sunlock Systems	46, 105
18 Computer Plus	97	422 Kelly Enterprises	82	285 Sun Research	87
45 Cornucopia Software	7	235 LSR Learning Associates	76, 104	266 T/Maker	46
397 DAC Software	117	210 Lambda	120	347 Talley Communications	27
239 D & A Research	111	* Langly-St. Clair	59	2 Talleymaster	4
78 Data Cover	111	250 Marymac	35	81 Total Access	58
539 Desert Sound, Inc.	77, 87	464 Micro Labs, Inc.	89, 125	227 Trisoft	77
282 DFW Computer Center	43, 73	137 Miller Microcomputer Services	99	279 Zygotron	99
367 Digital Images	111	317 Mimar, Inc.	99		
204 DiskCount Data	79	107 Microsys	27		
62 Displayed Video	109	411 Montezuma Micro	18, 19		
91 Dotwriter	9	416 Montezuma Micro	94, 95, 116		
216 EAP Company	35	281 Nibble Notch	121		
85 Educational Micro Systems	61	232 Nocona Electronics	71		
80 Micro		36 Omnisoft Research	88		
Back Issues	107	151 Orion Instruments	81		
Classified	124	242 Osicom, Inc.	63		
CW Communications, Inc.	83	207 Pacific Exchanges	82, 99		
Load 80 Subscription	64	200 Pacific Software Consultants	122		
Mailing List	89	288 Palantir Software	CIII		
Moving	123	324 Pet-Tek	26		
Toll Free	82	124 Perry Computers	24		

For further information from our advertisers, please use the Reader Service card.
*This advertiser prefers to be contacted directly.

Advertising Sales (603) 924-7138
or (800) 441-4403
West Coast Sales (415) 328-3470

Tidbit #25

Supposedly, the maximum length of a Model I/III Basic program line is 255 characters. In truth, a line can be as long as you want; it can have thousands of characters. This 12-line utility lets you create super-long lines, useful for hiding code or for tightening up a program.

Long lines run fine, but you can't type them in, you can't edit them, you can't display the entire line, and some utilities mishandle them. As always in Basic, you can reference only the beginning of the line.

However, some of these supposed disadvantages are exactly why you'd want to create a long line. In a 355-character line, the last 100 characters could contain secret information: Basic displays only the first 255. You can print the buried code, though.

Tired of having people mess with your Basic code? Anyone who tries to edit a long line will lose all characters after the 255th on leaving the edit mode: a little booby-trap.

You can use the program any time you want to combine two lines, not just to create super-long lines. It works under Cassette or Disk Basic. After you've typed in the utility and saved it to disk or tape, type in RUN 100. When the program prompts for a target, type in an existing program line number. The utility finds the target and combines it with the next program line, butting the start of the second line to the end of the

target. If the target is a program's last line, the routine doesn't work.

You'll find that the utility inserts four blank spaces between the two lines. As long as the new line has fewer than 255 characters, you can delete the spaces using Basic's edit mode; otherwise, try a space-removing utility.

Andy Levinson
Studio City, CA

```

100 CLEAR:CLS:PRINT "SIMPLE LINE COMBINER by Andy Levinson"
110 INPUT "TARGET";T
120 PRINT#64,CHR$(31);" TARGET =";T:PRINT"CHECKING =";
130 C=PEEK(16548)+256*PEEK(16549):C=C+(C>32767)*65536
140 N=PEEK(C)+256*PEEK(C+1):N=N+(N>32767)*65536
150 L=PEEK(C+2)+256*PEEK(C+3):PRINT#138,L;
160 IF PEEK(N)+256*PEEK(N+1)=8 THEN E$="REACHED END":GOTO 210
170 IF L>T THEN E$="LINE NOT FOUND":GOTO 210
180 IF L<T THEN C=N:GOTO 140
190 POKE C,PEEK(N):POKE C+1,PEEK(N+1):POKE N-1,58
200 FOR X=8 TO 3:POKE N+X,32:NEXT X:E$="LINES COMBINED"
210 PRINT:PRINT E$:PRINT:END

```


Continued from p. 34

The Good Word

by R. Walter Steur

★★★★★

The Word Machine 3.0 runs on the Models I and III (48K) and requires one disk drive. Pel-Tek, P.O. Box 1026, Southampton, PA 18966, 800-523-2445. \$35; \$99 with Spell Check/Correct and DBLCOM.

Easy to use: ★★★★★

Good docs: ★★★★★

Bug free: ★★★★★

Does the job: ★★★★★

Although the latest Tandy computers get all the headlines these days, the venerable Models I and III are still worthwhile machines, and you'll find plenty of inexpensive programs available for them. The Word Machine 3.0 is an impressive word processor that lets you embed text in a document from a disk file, print out documents too long for RAM by chaining them together, include headers and footers in text, preview text before printout, and specify the format for page numbering. In addition, you can use The Word Machine in conjunction with Pel-Tek's other programs, the Spell Check/Correct spelling checker and the DBLCOM telecommunications program.

Improvements

The Word Machine 3.0 is a line-oriented text editor that includes the usual word processor features such as cursor movement, appending text, insert/delete, and entering ASCII and block graphics characters. Pel-Tek has made a number of significant improvements to The Word Machine since its earlier version (2.0). First, the program comes with Micro Systems Software's TDOS operating system that provides a lowercase driver in low memory for the Model I. If you use another DOS, you must provide a lowercase driver.

You can now execute the Load and Save commands followed by a file name to avoid being prompted for one. More important, you can save files with or without text formatting data or a file extension. The Word Machine loads any ASCII file, with or without a /DOC extension, and it recognizes whether you've included format data. As in version 2.0, you can insert a disk file from a buffer in between the current and the following line.

A new improvement is the Get command that calls a disk file you want to embed in or append to the current text file while printing. This feature lets you add boilerplate paragraphs and stock headings and endings to documents. You can prepare long documents in sections so

they'll fit in RAM, then join them with the Get command to print them out.

Pel-Tek has expanded The Word Machine's document formatting section considerably. You can specify header and footer lines that become part of the format data saved with the text file, you can dictate page number placement or alternate the placement for odd and even pages, and you can print unformatted copies of your files. The Preview command lets you see your text formatted on-screen before you print it out.

You can specify how many copies of the current file you want printed and set the page on which you want numbering to start. You can embed certain printing commands such as page eject, line skip, and printer control codes. Separate options control whether or not the embedded commands are executed and/or printed. Also, you can now print from the top of a file to the end, or print from the current text line to the end of the file.

The Options

The Spell Check/Correct program works with The Word Machine (or with any other word processor) to automatically correct misspellings and saves the changes to the original file. The program provides a count of a file's total words and unique words.

The Word Machine's dictionary contains 31,000 words that you can augment either manually or automatically. It displays unfamiliar words in context and presents a menu of options so you can type in the correct spelling, pass over the word once, pass over it for the rest of the session, or pass over it and automatically enter it into your auxiliary dictionary file. Spell Check returns control to The Word Machine afterward. This is a quick and effective spelling checker.

The DBLCOM communications program interfaces with The Word Machine and supports many useful features: print spooling of incoming data shown on the screen, disk directory from within the program, resettable UART parameters, full/half duplex, a line feed filter, auto-dialing, and dialing from the keyboard or from a previously prepared phone list file. The split-screen option is particularly useful for conference calls and for CompuServe's CB feature. DBLCOM transmits all 26 telecommunications control codes.

One feature DBLCOM lacks is the ability to transmit/receive disk files with error-checking. Pel-Tek provides a utility to convert binary files to hexadecimal and vice versa for up- and downloading, but you're still limited by memory and the lack of error-checking.

The documentation accompanying these programs is satisfactory. It presents all the necessary information in a clear and readable style. ■

Rapidos: No Waiting

by Gary A. Ludwick

★★★★★

Rapidos runs on the Models I and III with 48K and on the 4 with 64K; it requires one disk drive. Rapidynamic Software Inc., 14358 Dyer St., Sylmar, CA 91342. \$30.

Easy to use: ★★★★★

Good docs: ★★★★★

Bug free: ★★★★★

Does the job: ★★★★★

As a recent convert from a Model III to a Model 4P, I couldn't believe how slowly TRSDOS 6.2 formatted and backed up disks. While a combination format and back-up operation takes three or four minutes on a Model III, it takes nearly six minutes with TRSDOS 6.2. And that doesn't include the time required to invoke TRSDOS 6.2's separate Format and Back-up commands.

Rapidos is a high-speed disk formatting and duplicating utility. As you can see from the Figure, Rapidos makes a significant difference in the time it takes to back up a disk, particularly on the Model 4. TRSDOS 6.2 takes six minutes and 18 seconds to format and back up a disk, plus the time it takes to invoke the two commands. With Rapidos, it only takes one command and 43 seconds.

But Rapidos does have problems reading disks formatted in different drives (for example, trying to read a disk in drive 1 that was backed up in drive zero). This happens when your drives run at different speeds.

Rapidos is also a miniature operating system that includes a small library of commands you can use from Rapidos Ready (see below).

Choosing from the Menu

Since the Rapidos program and operating system are memory-resident, you can remove the program disk from your drive after boot-up. The main menu offers the following choices: Format, Back-up, Format and Back-up, Display Speed, Change Parameters, and Exit to Rapidos.

Use Format to prepare data disks. You can mass-format without ever returning to the menu—just keep replacing disks in your drive and hitting the F key.

Back-up is for use with already formatted disks. Again, you can make mass back-ups with just one keystroke.

Format and Backup do both tasks in one operation.

Display Speed is a drive timing program. As long as your drive doesn't go above 302 rpm, the manual says that everything should work fine. Appar-

ently, slower speeds don't cause any problems.

Change Parameters lets you specify the number of tracks on a disk (up to 80), the disk name and password, and the date.

How RapiDOS Works

RapiDOS reads and writes a disk track in a single revolution of the drive. To do this, it formats your disks differently from TRSDOS, but not so differently that it affects performance.

RapiDOS verifies every read/write operation. If something isn't right, it lets you know and then retries the operation. I used RapiDOS to format several flaky disks in my collection where TRSDOS 6.2 had locked out sectors as bad.

For RapiDOS to work correctly, your disk drives have to be in good shape, particularly in terms of rotational speed. According to the manual, any deviation in speed above 7.5 percent (two revolutions per minute) is likely to cause problems.

From my experience, RapiDOS seems much more sensitive than that. The built-in disk drive program says there's only about 1 rpm difference between my two drives. Yet, I can't read a disk formatted and backed-up on drive 1 on drive zero.

RapiDOS's Little DOS

RapiDOS's proprietary operating system commands include Directory, Kill, Step (to changing the stepping rate of your drives), Load, Do, and Auto. You can use all the commands without the system disk in place.

With the RapiDOS disk in drive zero, you have access to the Help, Format, Backup, Copy, Free, Dirl (same as Directory, but with file lengths included), Rename, List, and Build commands.

Conclusion

RapiDOS does work fast. Its rapid formatting and back-up capabilities are needed and the price is quite reasonable. But the problems with drive speed differences are aggravating. RapiDOS's disadvantages can cause some real problems. ■

Model III	TRSDOS 6.2	RapiDOS
Format only	1:14	0:15
Backup	2:43	0:27
Backup and format	3:57	0:42
Model 4	TRSDOS 6.2	RapiDOS
Format only	0:36	0:15
Backup only	5:42	0:28
Backup and format	N/A	0:43

Figure. RapiDOS operation times.

Flight Simulator

★★★★★

Flight Simulator runs on the Tandy 1000 and 1200 and requires 128K and one disk drive. Microsoft Corp., 10700 Northrup Way, Box 97200, Bellevue, WA 98009. \$49.95.

Microsoft's **Flight Simulator** has been out for several years, and it's still tops. It's the only personal computer flight simulator that feels like the real thing. It has endless possibilities; you can fly to any of 80 airports in North America or pit your armed Cessna 182 against World War I biplanes.

Flight Simulator comes with 10 preset situations including a demo flight, the WWI combat mode, and a range of flight conditions from easy to emergency. You can also create up to 20 additional modes with the program editor and save them to disk.

You can set a multitude of environmental parameters: Circle over Boston's Logan Airport on a summer night. Land at O'Hare in Chicago in fog with FAA-approved IFR (instrument flight rules) instrumentation. Or, if you want a real thrill, put yourself in a spin at 10,000 feet in a zone of turbulent winds with unreliable instruments.

Flight Simulator's editor lets you manually set your location and altitude, the speed and attitude of your single-engine Cessna, and up to two layers of clouds and three levels of wind shear and turbulence above the ground wind. You also control the season, time of day, the reliability of your craft, and the simulator sound (on/off). You have radio communication with the local airport, views out all the windows, and a radar function to zoom in on your position on a map.

There are limits to **Flight Simulator's** realism. Once I landed on New York Harbor and taxied around the Statue of Liberty. And you'll encounter a few Bermuda Triangles. But the program is so good that it's fun to find the occasional bug.

Flight Simulator's manual is a match for the program. It's attractive and well written with maps, fold-out keyboard charts (for the IBM PC and PCjr), a glossary of aviation terms, technical specs on your plane, and, of course, flight instruction.

Since **Flight Simulator** doesn't use DOS at all, there are some keyboard differences between the Tandy 1000 and the IBM PC, but they are relatively minor. You can use the keyboard layout for either the IBM PC or the PCjr. I haven't tried using **Flight Simulator** with joysticks (should be better), but I suspect there'd be compatibility problems on the 1000.

—Dave Rowell

Omniterm2

★★★★★

Omniterm2 runs on the Tandy 1000, 1200, and 2000 and requires 128K. Lindbergh Systems Inc., Worcester, MA 01609. Express Order Software number 90-0270 (Model 1000, 1200); 90-0180 (Model 2000). \$175.

Omniterm2 is a telecommunications package for the Tandy 1000, 1200, or 2000. It offers automatic dialing and log-on, macro keys, buffer controls for sending and receiving files, and options for screen color selections and prompting with sound. You can call file directories, delete files, review and search files, change your default drives, and change the directory path.

In addition to ASCII file transfer, **Omniterm2** supports Christensen protocol (XMODEM) that lets you send and receive files from a remote computer in compressed Basic or binary (/CMD) format. Christensen protocol also provides superior error-checking to eliminate the chance of receiving erroneous code during a download.

You can use **Omniterm2** for unattended host operations, too. Using a modem, you can call your home or office computer running **Omniterm2** and upload or download files from a remote location, or use the chat option similar to those in many electronic bulletin board programs.

You can get a help file at all times by pressing the F2 key, and the F1 key returns you to the terminal mode. Other function keys send and receive files, toggle the printer, redial a phone number, and more.

Omniterm2 supports different types of terminals, including the standard TTY (teletype) and Digital VT100 and VT52. You can also set your own terminal parameters.

The manual is well organized and the information moves the user quickly from booting up the program through explanations of the terminal mode to the options available through the program's main menu. The package includes extensive appendixes that outline the program's more technical aspects as well as a glossary of telecommunications terminology and an index.

—Bradford N. Dixon

PowerScript

★★★★★

PowerScript runs on the Models I, III, and 4/4P and requires Scriptit. Powersoft, 17060 Dallas Parkway, Suite 114, Dallas, TX 75248. \$39.95.

PowerScript adds a number of new features to Radio Shack's standard

EXPRESS CHECKOUTS

Scriptit word processor. You can access a disk directory, delete a disk file, chain files together during printing, halt the printer during printout to insert text in the file, save blocked sections of text to disk, redefine your keyboard, reenter PowerScript with your text file intact after returning to DOS, and access an on-line help file. It also offers high-memory protection for machine-language programs, and four new cursor control functions (control/right- or left-arrow jumps one word, and control/up- or down-arrow moves a screen of 12 lines).

You can invoke your printer's typeface features using embedded control codes or embedded control lines, and you can assign each control code (such as underlining, bold face, and expanded and contracted printing) to a key. You can even print graphics characters for headers.

You can also define printer control characters, redefine keyboard key characters, define new printer characters, send carriage returns with or without line feeds, select either the ROM or the PowerScript printer driver, and select the exact DOS patch needed for your system.

PowerScript works with all versions of Scriptit (Models I, III, and 4/4P), and operates under all the popular DOSes (TRSDOS 1.3, 2.3, 6.X; LDOS, DOS-PLUS 3.4, and NEWDOS/80 2.X). The only disadvantage is that it reduces Scriptit's buffer size by about 2K.

PowerScript would be useful to Scriptit users who find its shortcomings annoying, but don't want to abandon it for another word processor.

—Terry Kepner

TK!Solver

★★★★

TK!Solver runs on the Model 4 (128K) under TRSDOS 6.X and requires two disk drives. Tandy/Radio Shack, One Tandy Center, Fort Worth, TX 76102. Radio Shack catalog number 26-1630. \$299.95.

TK!Solver is designed to solve equations in analysis, design, and planning. While it's a powerful program, it runs slowly, with noticeable and annoying pauses between every command.

TK!Solver solves both simple and complex equations. For example, consider the equation $A = B + C$. You type in the equation, assign values to any two variables, and TK!Solver calculates the value of the third variable. It can also solve multiple simultaneous equations while changing units, develop tables of values such as monthly mortgage payments and loan amortization rates, draw simple graphs, work with both formulas and user-defined functions, and develop a series of solutions based on a list of variable values.

If it doesn't have enough information to derive a single, definitive solution to a series of equations, TK!Solver uses an iterative technique to find the closest solutions to your best guess.

TK!Solver is unlike any other program I've seen. Though some of its functions are similar to those of a spreadsheet, it operates differently. The program is divided into a number of "sheets" that act like scraps of paper. You can display any sheet or pair of sheets on the screen at one time. Use the sheets to hold formulas, variables, unit conversions, tables of values, and system parameters.

You enter information in the sheets for the problem you're working on, and move from one to another as needed. When you've entered all the information, you merely type an exclamation mark and TK!Solver works out a solution.

Using TK!Solver involves a lot of commands. The manual is several hundred pages long and it's generally clear. Half of it is a tutorial that takes you through most of TK!Solver's functions. The other half is a reference section that explains each function in detail. Included with the documentation is a reference card and a large wall chart that shows how the various parts of the program interact.

—Hardin Brothers

Circle 249 on Reader Service card.

Type fast!



Hunt and peck is fine for chickens but you can **FasType™**.

- **FasType™** is the fun and easy way to learn to type.
- **FasType™** teaches the TRS-80 III/4/4P keyboard.
- **FasType™** is machine language fast.
- **FasType™** is teacher written, classroom proven.
- **FasType™** for Tandy 1000, August 1, 1985.

\$39.95/disk plus \$1.50 shipping. Arizona residents add 5%. Specify model. Schools ask about our network version.

FasType™



Press 'A' Software
Box 364
Jerome, AZ 86331
602-634-2688

Circle 290 on Reader Service card.

FAST

HARD DISK BACK UP

**FOR TANDY
II/12/16/6000
(TRSDOS™, XENIX®,
or CP/M®)**

How much would you lose if a power failure, hardware glitch, or other disaster damaged or destroyed your hard disk data files? How long would it take to reconstruct them? How would the loss affect your business?

SNAPBACK can't prevent a disaster. But it can back up your hard disk so quickly and inexpensively that you can always be prepared for the worst. This is possible because SNAPBACK is...

- **FAST.** It copies 1.5 (Mod. II) to 2.4 (Mod. 12/16/6000) Mbytes of data per minute to 8" floppy disks. Thus, you can back up a 15 Mbyte drive in as little as 7-8 minutes.
- **FLEXIBLE.** It works with any Model II/12/16/6000, any 8.7/12/15/35 Mbyte Tandy drive, and any XENIX, TRSDOS, and/or CP/M data.
- **EASY.** Its menus make it a snap to back up or restore your data (with optional verification).
- **INEXPENSIVE.** It only costs \$125.00.

If you value your data, you need SNAPBACK. It's the best insurance available.

The SNAPBACK package includes two bootable disks and complete documentation. To order, phone or write today.

(Mastercard, VISA, Check, or UPS COD (\$2) accepted. Add \$7.50 for handling/shipping. CA residents add 6% sales tax.)



PICKLES & TROUT®
P.O. BOX 1206
GOLETA, CA 93116
(805) 685-4641

XENIX® Microsoft Corp.
CP/M® Digital Research, Inc.
TRSDOS™ Tandy Corp.

SAVE A BUNDLE

WITH ONE OF
OUR BUNDLES

We have put together special bundles of software just in time to save you a bundle of money. Didn't you ever wonder why CP/M was so popular? The reason is the software availability. All programs (except EP) are for the Model 4/4P and have been optimized to install and run without hassle. For example, we have memory-mapped WordStar® and it runs circles around the standard version available elsewhere. We also added printer drivers for the Daisywheel II and the DMP-2100. Our CP/M® 2.2 is the best around. Read the reviews. You know the programs. You know the prices. This is the years' best value. You owe it to yourself to let these CP/M® programs and thousands of others (many in the public domain) start serving your needs.

Bundle #1

WordStar®
MailMerge®
SpellStar™
StarIndex™
Montezuma Micro CP/M®

\$299
Delivered

RETAIL VALUE \$1009

Bundle #5

Electric Pencil™
Red Pencil™
Blue Pencil™

\$149
Delivered

Works with TRSDOS, NEWDOS-80,
DOSPLUS and MULTIDOS
(Model 1,3,4)
RETAIL VALUE \$240

Bundle #2

WordStar®
DataStar™
ReportStar™
CalcStar™
Montezuma Micro CP/M®

\$399
Delivered

RETAIL VALUE \$1354

Bundle #3

WordStar®
MailMerge®
SpellStar™
StarIndex™
DataStar™
ReportStar™
CalcStar™
Montezuma Micro CP/M®

\$499
Delivered

RETAIL VALUE \$1699

Bundle #4

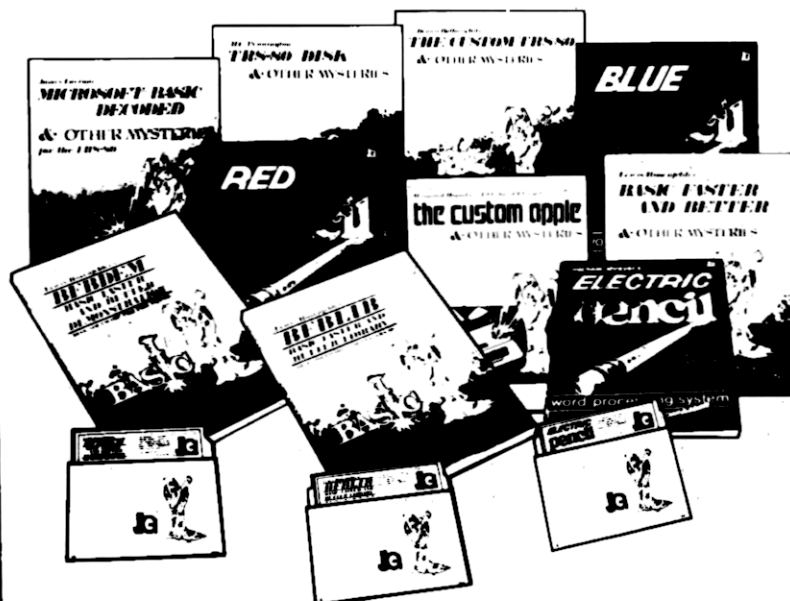
WordStar®
MailMerge™
SpellStar™
StarIndex™
dBASE II®
TurboPascal™
Montezuma Micro CP/M®

\$599
Delivered

RETAIL VALUE \$1553

Save A Bundle on these books and disks

Take advantage of our volume discounts. Buy any three items from this list and deduct \$5 from your total order. Buy four...deduct \$10. Buy five...deduct \$15. Buy six...deduct \$20 and so on. Buy a bunch, save a bundle. Please add \$1 each for shipping. Add \$5 to orders under \$50 for handling.



TRS-80 Disk & Other Mysteries. The "How to" book of data recovery for the TRS-80 Model I disk operating system. 128 pages. Retail \$22.50 **Now \$18**

Microsoft BASIC Decoded & Other Mysteries. The complete guide to Level II and BASIC. 312 pages. Retail \$29.95 **Now \$24**

The Custom TRS-80 & Other Mysteries. The complete guide to customizing TRS-80 Hardware and Software. 336 pages. Retail \$29.95 **Now \$24**

BASIC Faster & Better & Other Mysteries. The complete guide to BASIC programming tricks and techniques. 290 pages. Retail \$29.95 **Now \$24**

BASIC Faster & Better Library Disk. Contains 121 functions, subroutines and user routines. Search merge, compare and listing routines plus array handlers, BASIC overlays and video drivers. Retail \$19.95 **Now \$16**

BASIC Faster & Better Demonstration Disk. Contains 32 demos of the Library Disk contents above. Retail \$19.95 **Now \$24**

BASIC Disk I/O Faster & Better & Other Mysteries. Programming tips and techniques to store/retrieve data from disk. 432 pages. Retail \$29.95 **Now \$24**

BASIC Disk I/O Faster & Better Demonstration Disk. All of the major demo programs and library of disk I/O subroutines in 25 BASIC programs. Random, Indexed Sequential and TREESAM file handlers included. Retail \$29.95 **Now \$24**

Machine Language Disk I/O & Other Mysteries. A guide to machine language disk I/O for the TRS-80. 288 pages. Retail \$29.95 **Now \$24**

TRSDOS 2.3 Decoded & Other Mysteries. Detailed explanation of the Model I disk operating system. 298 pages. Retail \$29.95 **Now \$24**

How To Do It On The TRS-80. A complete applications guide to the TRS-80 Model I, II, III, 100, and Color Computer. 352 pages. Retail \$29.95 **Now \$24**

The Custom Apple & Other Mysteries. Who cares? Retail \$29.95 **Now \$19**

Due to the nature of this business, there are **NO REFUNDS** on software. We accept American Express, MasterCard, Visa and C.O.D. Your card is not charged until we ship your order. Personal and company checks are accepted without delay (call for details). Delivered prices are for the lower 48 States only. Prices and specifications subject to change without notice. If you don't understand any of this, just give us a call and we will take the time to explain it until you do. First-timers are always welcome here.

ORDER NOW...TOLL FREE

800-527-0347

800-442-1310

The Toll Free lines are for orders only
Specifications subject to change without notice

©1984 by Montezuma Micro. WordStar®, SpellStar™, StarIndex™, MailMerge®, DataStar™, ReportStar™ and CalcStar™ belong to MicroPro® International Corporation. CP/M® belongs to Digital Research Inc. dBASE II® belongs to Ashton-Tate, Inc. All the Pencils™ belong to Michael Shrayor. Turbo Pascal™ belongs to Borland International.



**MONTESUMA
MICRO**

214-339-5104
Redbird Airport, Hangar #8
P.O. Box 32027
Dallas, Texas 75232

WE KEEP YOU RUNNING™

Dac-easy accounting

\$49.95

Introductory Price

The software revolution of the year!

All 7 complete modules on 1 disk! Compare our features with other packages costing thousands more!

General

- Menu Driven •Fully Integrated
- MS-DOS & PC-DOS
- RUNS ON PCjr, PC, XT, AT, AND COMPATIBLES
- Password Protection In All Programs
- Slipcased Binder
- OVER 300 DIFFERENT REPORTS!!
- OVER 90 ROUTINES!!
- File Capacity Limited Only By Disk Space
- Service Contract Available
- ONLY \$49.95 FOR ALL 7 MODULES
- Money Back Guarantee

General Ledger

- Double Entry •Unlimited # Of Accounts
- Multi-Level Accounting
- Unlimited Departments
- 3 Year Account History For CRT Inquiry
- Pencil & Pen Feature To Correct Mistakes Without Reverse Entries
- UNIQUE Budgeting Routine (See Forecasting)
- CRT Voucher Inquiry
- All Reports Compared to Last Year or Budget
- Unlimited Journals

Accounts Receivable

- Open Item or Balance Forward
- 7 Customized Columns For Aging Report
- Unlimited # Of Customers
- Mailing Labels With 4 Different Sorts
- Automatic Finance Charges
- Supports Partial Payments •Directories
- 3 Year Customer History for # Of Invoices, Sales, Costs, And Profits
- Customized Text On Statements
- Cash Flow Analysis •Sales Analysis
- Automatic Sales Forecasting By Customer, Salesman, Or Customer Type

Accounts Payable

- Check Printing •Automatic Allocation Of Available Cash To Payables
- Vendor Directories With Sorting By Vendor Code, Name, Or Territory
- Aging Reports With 7 Customized Columns
- Unlimited # Of Vendors
- Mailing Labels •3 Year Vendor History For CRT Inquiry And Printing
- Flexible Payment Calendar
- Automatic Forecasting of Purchases
- Unlimited Allocations Per Invoice
- Up To 10 Invoices Paid Per Check

Inventory

- Supports Average, Last Purchase, And Standard Costing Methods •Physical Inventory
- Accepts Any Measure Units Per Case Like Fractions/Dozens/Gross/Etc
- Automatic Changing Of Costing Methods
- Time And Product Inventory
- 3 Year Product History In Units, Dollars, Cost, And Profits
- Automatic Forecast Of Product Sales
- Automatic Pricing Assignments
- Alert And Activity Reports With 11 Sorts
- CRT Shows On-Hand/On-Order/Committed/Sales/Cost/Profit/Turns/GROI

Purchase Order

- Allows Up To 99 Lines Per Purchase Order
- Per Line Discount In %
- Purchase Order Accepts Generic Discounts/Freight/Taxes/Insurance
- Purchase Order Accepts Back Orders & Returns
- Purchase Journal
- Automatic Interfacing With General Ledger, Payables, And Inventory

Billing

- Invoicing On Plain Or Pre-Printed Forms
- Prints Sales Journal
- Automatic Updating Of Committed Products In Inventory
- Ability To Customize Invoice For Remarks
- Allows Return Credit Memo

- Interfaces With Inventory, Accounts Receivable And General Ledger

Forecasting

- Unique program that automatically forecasts using your 3 year history
- Forecast Revenue And Expense Accounts
- Forecast Vendor Purchases
- Forecast Customer Sales, Cost, And Profit By Customer Or Salesperson
- Forecast Inventory Item Usage By 4 Automatic Methods
- Forecast By Same As Last Year, Or % Base From Last Year, Or Trend, Or Least Square Trend Line Analysis Method

NOT COPY-PROTECTED

Minimum Hardware Requirements:
128K memory, one 5 1/4 DSDD floppy disk, 132 column printer in compressed mode, 80X24 CRT, MS-DOS, PC DOS 2.0 or later.

Runs on your: IBM (PCjr/PC/XT/AT), AT&T, EPSON, TANDY (1000/1200/2000), T1, COMPAQ, CORONA, SANYO, COLUMBIA, ETC.*

*(Computer names are tradenames and/or trademarks of their respective manufacturers)

To Order Call Toll Free:

1-800-431-0800

ASK FOR OPERATOR 15

For More Info Call:

(214)458-0038

30 Day Money-Back Guarantee: Before you spend thousands of dollars on an accounting system, try **dac-easy accounting**, and if you are not fully satisfied, return it. For \$49.95 you owe it to yourself to find out that software doesn't have to be expensive to be the best.

dac software, inc. 5580 Peterson, Suite 130, Dallas, TX 75240

\$49.95 plus \$7.50 postage and handling Texas residents add 6 1/8 % sales tax (\$3.06) Credit card members can order by phone. Enclose check or money order with coupon. \$7.00 for C.O.D.

☐ CHECK ☐ MONEY ORDER ☐ COD ☐ VISA ☐ MASTERCARD ☐ AMEX

ACCOUNT NO. _____ EXPIRES _____

Name _____

Address _____

City _____

State _____

Zip _____

Phone _____

Signature _____

D

15



Fair Catch

Paper Catcher (\$49.95) stacks printed pages, checks, labels, and any continuous forms neatly on top of your printer. It fits on top of most 80- and 132-column printers.

Contact Buddy Products, 1350 S. Leavitt St., Chicago, IL 60608, 312-733-6400 for more information.

Circle 569 on Reader Service card.

Makin' Macros

SuperKey (\$69.95), a RAM-resident keyboard enhancement program for MS-DOS computers, features macro processing and automatic data encryption.

The program offers context-sensitive help, and its cut-and-paste feature stores data under single-key control for use in other applications. It also switches the monitor off if the computer sits idle for a long period.


SuperKey encodes binary files in ASCII format and uses direct overwrite protection for non-encrypted files. For more information, contact Borland International, 4113 Scotts Valley Drive, Scotts Valley, CA 95066, 408-746-0911.

Circle 551 on Reader Service card.

Write On

The Portable Computer Support Group makes your Model 100 a complete word processor with Write ROM, a machine-coded snap-in ROM Text enhancement.

Write ROM saves the RAM space you'd usually need to store Text files. It also offers a library function so you can call boilerplates for form letters, and it generates interactive forms, where input screens prompt you to enter appropriate information. PCSG has



Paper Catcher folds your printed pages neatly on top of your printer.

added pixel mapping (shows you a graphics screen display of how your printout will look on paper), search and replace, mail merge (allows you to send a personalized document to every name on your mailing list), and tab features.

Write ROM's commands are compatible with Wordstar's dot commands. It works with any serial or parallel printer and pressing a function key lets you track RAM file size and check the number of words in a document.

The price is \$149.95. For more information contact Portable Computer Support Group Inc., 11035 Harry Hines Blvd., #207, Dallas, TX 75229, 214-351-0564.

Circle 558 on Reader Service card.

Sunny Side Up

Longview (\$29.95) prints your VisiCalc spreadsheet down the page instead of across, giving you the effect of a 400-character or wider printer. It does so by "rotating" your spreadsheet before printing it out.

Longview is an add-on to

Prosoft's DotWriter text formatter. It runs on the Models I, III, and 4/4P and requires two disk drives and 48K. For more details, contact Prosoft, Box 560, N. Hollywood, CA 91603, 818-764-4555.

Circle 559 on Reader Service card.

Express Mail

Ultimate Mail is a mailing list program for the Models I, III, and 4 with a fast machine-language search and sort. When in the search, sort, edit, or print mode Ultimate Mail takes about a second to find any record regardless of the file size. You can search and sort by any field.

Ultimate Mail lets you define what label lines you want to print and in what order. You can also predefine 15 different print formats and then specify which format number to print.

A manual is included in the \$49 price; you can buy it separately for \$20.

For further information, contact Ultimate Software, P.O. Box 1291, Hayden Lake, ID 83835, 208-772-7634.

Circle 562 on Reader Service card.

Miracle Worker

Miracle (\$299) is an integrated software package for MS-DOS computers that handles data obtained from telecommunications. The package includes a spreadsheet, graphics, and a word processor.

You can download information to create sophisticated reports incorporating graphs, text, and spreadsheet data. Miracle learns commonly used command sequences for execution in one keystroke.

By using the Procedural Activities Language, you can, for example, automatically flag information in a data base, extract the information, and retrieve it in a format compatible with Miracle's spreadsheet. The program generates two- and three-dimensional graphs.

For more information, contact Micro Systems Software Inc., 4301-18 Oak Circle, Boca Raton, FL 33431, 305-391-5077.

Circle 553 on Reader Service card.

Number Play

Targets is a Model III/4 game that challenges students to play with, develop, and expand their knowledge of numbers. It teaches basic math operations and finding the most efficient solution to a problem.

You solve sample problems by reaching a target value in the fewest steps possible. Students may choose from three levels of play.

For \$55 you get one disk, a back-up disk, and a teacher's guide. Contact Sunburst Communications Inc. (39 Washington Ave., Pleasantville, NY 10570, 800-431-1934, 914-769-5030) for more information.

Circle 555 on Reader Service card.

COMPUTRONICS INC.

• • • EVERYTHING FOR YOUR TRS-80™ • ATARI™ • APPLE™ • PET™ • CP/M™ • XEROX™ • IBM™ • OSBORNE™ • • •

* TRS-80 is a trademark of the Radio Shack Division of Tandy Corp. • * ATARI is a trademark of Atari Inc. • * APPLE is a trademark of Apple Corp. • * PET is a trademark of Commodore • * CP/M is a trademark of Digital Research • * XEROX is a trademark of Xerox Corp. • * IBM is a trademark of IBM Corp. • * OSBORNE is a trademark of Osborne Corp.



BUSINESS PAC 100

100 Ready-To-Run Business Programs

★ All orders processed within 24-Hours
★ 30-Day money back guarantee

(ON CASSETTE OR DISKETTE).....Includes 128 Page Users Manual.....

Inventory Control.....Payroll.....Bookkeeping System.....Stock Calculations.....

Checkbook Maintenance.....Accounts Receivable.....Accounts Payable.....

BUSINESS 100 PROGRAM LIST

NAME

DESCRIPTION

1 RULE78	Interest Apportionment by Rule of the 78's
2 ANNU1	Annuity computation program
3 DATE	Time between dates
4 DAYYEAR	Day of year a particular date falls on
5 LEASEINT	Interest rate on lease
6 BREAKVEN	Breakeven analysis
7 DEPRSL	Straightline depreciation
8 DEPRSY	Sum of the digits depreciation
9 DEPRDB	Declining balance depreciation
10 DEPRDDB	Double declining balance depreciation
11 TAXDEP	Cash flow vs. depreciation tables
12 CHECK2	Prints NEBS checks along with daily register
13 CHECKBK1	Checkbook maintenance program
14 MORTGAGE/A	Mortgage amortization table
15 MULTMON	Computes time needed for money to double, triple, etc.
16 SALVAGE	Determines salvage value of an investment
17 RRVARIN	Rate of return on investment with variable inflows
18 RRCONST	Rate of return on investment with constant inflows
19 EFFECT	Effective interest rate of a loan
20 FVAL	Future value of an investment (compound interest)
21 PVAL	Present value of a future amount
22 LOANPAY	Amount of payment on a loan
23 REGWITH	Equal withdrawals from investment to leave 0 over
24 SIMPDISK	Simple discount analysis
25 DATEVAL	Equivalent & nonequivalent dated values for oblig.
26 ANNUDEF	Present value of deferred annuities
27 MARKUP	% Markup analysis for items
28 SINKFUND	Sinking fund amortization program
29 BONDVAL	Value of a bond
30 DEPLETE	Depletion analysis
31 BLACKSH	Black Scholes options analysis
32 STOCVAL1	Expected return on stock via discounts dividends
33 WARVAL	Value of a warrant
34 BONDVAL2	Value of a bond
35 EPSEST	Estimate of future earnings per share for company
36 BETAALPH	Computes alpha and beta variables for stock
37 SHARPE1	Portfolio selection model i.e. what stocks to hold
38 OPTWRITE	Option writing computations
39 RTVAL	Value of a right
40 EXPVAL	Expected value analysis
41 BAYES	Bayesian decisions
42 VALPRINF	Value of perfect information
43 VALADINF	Value of additional information
44 UTILITY	Derives utility function
45 SIMPLEX	Linear programming solution by simplex method
46 TRANS	Transportation method for linear programming
47 EOQ	Economic order quantity inventory model
48 QUEUE1	Single server queueing (waiting line) model
49 CVP	Cost-volume-profit analysis
50 CONDPFROF	Conditional profit tables
51 OPTLOSS	Opportunity loss tables
52 FQQUOQ	Fixed quantity economic order quantity model
53 FQEQWSH	As above but with shortages permitted
54 FQEQQPB	As above but with quantity price breaks
55 QUEUECB	Cost-benefit waiting line analysis
56 NCFANAL	Net cash-flow analysis for simple investment
57 PROFIND	Profitability index of a project
58 CAP1	Cap. Asset Pr. Model analysis of project

59 WACC	Weighted average cost of capital
60 COMPBAL	True rate on loan with compensating bal. required
61 DISCBAL	True rate on discounted loan
62 MERGANAL	Merger analysis computations
63 FINRAT	Financial ratios for a firm
64 NPV	Net present value of project
65 PRINDLAS	Laspeyres price index
66 PRINDPA	Paasche price index
67 SEASIND	Constructs seasonal quantity indices for company
68 TIMETR	Time series analysis linear trend
69 TIME/MOV	Time series analysis moving average trend
70 FUPRINF	Future price estimation with inflation
71 MAILPAC	Mailing list system
72 LETWRT	Letter writing system-links with MAILPAC
73 SORT3	Sorts list of names
74 LABEL1	Shipping label maker
75 LABEL2	Name label maker
76 BUSBUD	DOE business bookkeeping system
77 TIMECLK	Computes weeks total hours from timeclock info.
78 ACCTPAY	In memory accounts payable system-storage ok
79 INVOICE	Generate invoice on screen and print on printer
80 INVENT2	In memory inventory control system
81 TELDIR	Computerized telephone directory
82 TIMUSAN	Time use analysis
83 ASSIGN	Use of assignment algorithm for optimal job assign.
84 ACCTREC	In memory accounts receivable system-storage ok
85 TERMSPAY	Compares 3 methods of repayment of loans
86 PAYNET	Computes gross pay required for given net
87 SELLPR	Computes selling price for given after tax amount
88 ARBCOMP	Arbitrage computations
89 DEPRSF	Sinking fund depreciation
90 UPSZONE	Finds UPS zones from zip code
91 ENVELOPE	Types envelope including return address
92 AUTOEXP	Automobile expense analysis
93 INSFILE	Insurance policy file
94 PAYROLL2	In memory payroll system
95 DILANAL	Dilution analysis
96 LOANAFDD	Loan amount a borrower can afford
97 RENTPRCH	Purchase price for rental property
98 SALELEAS	Sale-leaseback analysis
99 RRCONVBD	Investor's rate of return on convertible bond
100 PORTVAL9	Stock market portfolio storage-valuation program

- ☐ TRS-80 Cassette Version \$99.95
☐ TRS-80 (Mod-I or III), Pet, Apple or Atari Versions \$99.95
☐ TRS-80 Mod-II, IBM, Osborne and CP/M Versions \$149.95

ADD \$3.00 FOR SHIPPING IN UPS AREAS
 ADD \$4.00 FOR C.O.D. OR NON-UPS AREAS
 ADD \$5.00 TO CANADA AND MEXICO
 ADD PROPER POSTAGE OUTSIDE OF U.S., CANADA AND MEXICO

COMPUTRONICS
 MATHEMATICAL APPLICATIONS SERVICE

50 N. PASCACK ROAD
 SPRING VALLEY, NEW YORK 10977

ASK FOR OUR 64-PAGE CATALOG


DEALER INQUIRIES INVITED

NEW TOLL-FREE
 ORDER LINE
 (OUTSIDE OF N.Y. STATE)
 (800) 431-2818

24 HOUR
 ORDER LINE
 (914) 425-1535

ALL PRICES & SPECIFICATIONS SUBJECT TO CHANGE
 DELIVERY SUBJECT TO AVAILABILITY

NEW PRODUCTS



Powerhouse 250 keeps your computer going when the power company can't.

ternal upgrade.

Contact Osicom Inc., 18 Bank St., Morristown, NJ 07960, 800-922-0881 or 201-540-0144 for more information.

Circle 563 on Reader Service card.

Power to Spare


Dynatech's Powerhouse 250 (\$549) 250-watt stand-by power supply provides 14 minutes of uninterrupted power during a power dip or outage.

Powerhouse patches into your system within 2 milliseconds and remains on for several seconds following a return to power to protect against initial fluctuations.

The unit also provides surge protection and RFI/EMI noise filtration. A warning light and audible beep indicate activation.

Contact Dynatech Computer Power (4865 Scotts Valley Drive, Scotts Valley, CA 95066, 408-438-5760) for more details.

Circle 552 on Reader Service card.



Add a 32K or 64K RAM module to your Model 100.

More K for Less

PG Design Electronics' 32K and 64K RAM modules fit neatly in your Model 100's expansion compartment to add one or two 32K banks of memory. You can access them from any of the computer's other banks, and an optional data transfer program is available.

The 32K module lists for \$250, the 64K module for \$375. You can upgrade the 32K version later for \$150.

For more information, contact PG Design Electronics Inc., 66040 Gratiot, Richmond, MI 48062, 313-727-2744.

Circle 564 on Reader Service card.

Megamemory

Alpha Technology Inc. has introduced their 1-million-byte memory expansion system for the Models I, III, and 4/4P. The expansion kit comes in 256K, 512K, 768K, and 1-megabyte versions.

The kit includes an expansion board and all required

Circle 270 on Reader Service card.

A CURE FOR THE COMMON CODE

AT LAST, YOU DON'T HAVE TO BE A PROGRAMMER TO ACT LIKE ONE!

The ACT III authoring system allows you to create courseware for any kind of training or instructional purpose. It is a *free-form* system that enables tutorials, simulations, drill, or any other learning format software to be developed with unmatched speed and power, whether you are an absolute novice, or an experienced Z-80 programmer.

ACT III supports and facilitates the use of hundreds of CAI options, including, but not limited to...

EXTENSIVE PERSONALIZATION, UNLIMITED BRANCHING, 100 TEXT AND GRAPHIC DISPLAY OPTIONS, CLOZE PROCESSING, AUDIO AND TIMING CONTROLS, COUNTERS, DETAILED ANSWER ANALYSIS, HINTS, ALTERNATIVE ANSWERS, PRINT FUNCTIONS, LESSON REPORTS, ANIMATION, READABILITY MEASURES, STUDENT MESSAGES, SYNTAX CHECKING, SPECIAL PROMPTS, AND DOZENS MORE...

ACT III can be purchased through this ad for \$399, and allows you to simulate the function of most any other educational courseware. It contains a full functioning word processor and lesson generator, a display program, a screen artist program for special graphics, a mini data based manager, a syntax checker and a menu generator, all fully integrated for fast, easy use.

We developed this program over a three year period using professional educators and professional programmers together, and have field tested under diverse learning environments ranging in every discipline, kindergarten through post-graduate. We're sure it can meet your needs as well.

ACT III is available for the TRS-80 models III and IV. It comes with the program diskette and backup, data base diskette, tutorial and sample lesson diskette, 300 page user's manual in a stand-up binder, quick reference card, and all the support you need. You also get our 30 day, no-hassle, money back guarantee. Send for ACT III today!

☐ Please Send ACT III right away.
My check or P.O. is enclosed.

Name: _____ Mail to: _____
Address: _____ Avanti Associates,
City: _____ Pub., Inc.
State: _____ Zip: _____ 132 Allyn Street
Hartford, CT 06103

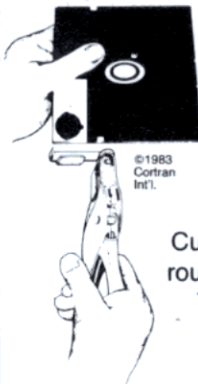
See our review in the April, '85, 80 Micro or send \$1.00 for our complete product information package.



See our 5+
rating in
April '80
Micro!

Circle 281 on Reader Service card.

DOUBLES DISKETTE CAPACITY! CUTS YOUR DISK COST 50%!



Now! The back of 5 1/4" Diskettes can be used for data storage even with single head disk drives.

- **NIBBLE NOTCH**® Tools make it easy.
- Adds the Precise notch where it's needed.
- Doubles Diskette Space or Money Back!

NIBBLE NOTCH II

Cuts square notch and 1/4" inch round "index hole." For use with TRS 80 I and III, Osborne, Kaypro, IBM and others needing an "index hole."

only **\$21.90**

add \$2.00 each order P&H
(\$5.00 foreign P&H)

Florida residents add 5% Sales Tax

SATISFACTION GUARANTEED OR YOUR MONEY BACK!

ORDER TODAY!

Toll Free 1-800-642-2536

Florida 305-493-8355

or send Check or Money Order to:




NIBBLE NOTCH® COMPUTER PRODUCTS

4211 NW 75th TERRACE • DEPT. 2 • LAUDERHILL, FL 33319

CDA*stands for Discount***LX-80 PRINTER
— PACKAGE —****For TANDY and
RADIO SHACK
Computers**

100 CPS!

NEAR LETTER
QUALITY!

- EPSON LX-80 Printer
- Extra Printer Ribbon
- Dlx. Table Top Pntr. Stnd.
- Adjustable Forms Tractor
- Printer Dust Cover
- Case of Paper
- Printer Interface Cable

LIST-\$498 CDA-\$339

SPECIAL TANDY 2000
256K to 384K
List \$399 — Sale \$269

**BELOW COST
— SALE —**

		LIST	SALE
4160	Drive Bay	\$ 399	\$ 299
4171	35 Meg Hd.Dr.	2995	2279
4157	Hd. Dr. Kit	349	259
4501	Gen'l Ledger	199	259
4503	Payroll	399	139
4504	Accts. Rec.	299	89
4516	Profile Training	69	19
4520	Time Acct.	499	139
4531	Scriptit 2.0	399	139
4540	Statistical Anal.	99	29
4545	Litigation Sup.	299	89
4554	Accts. Rec.	119	29
4559	Profile Lookup	199	89
4560	Westlaw	249	89
4608	Sales Analysis	249	79
4621	Personal Srchr.	299	79
4702	Mod II Edit/Assm	199	89
4707	Cobol Gen.	995	199
4710	Text Editor	79	19
4712	Assy. Lang. Dev.	249	79
4713	Series XI		
	Editor/Assy.	49	19
4714	Reformatter	249	89
4834	Scriptit Thinline	199	89
4835	Scriptit Thinline	399	139
6100	Model 16 Cobol	299	199
6455	Cobol Devel. Sys.	699	399

BUY DIRECT BY MAIL OR PHONE**ORDERS ONLY 800-526-5313**


Inquiries & In N.J. 201-728-8080 • Information 201-728-8082

ORDERING INFORMATION AND TERMS: Mail to

COMPUTER DISCOUNT OF AMERICA

31 Marshall Hill Road, West Milford, N.J. 07480

Include address and phone number. Shipping, handling and insurance are additional add
2% UPS Ground (\$3.50 minimum), UPS Blue 6% (\$5.00 minimum). NO C.O.D. Cashiers
checks, money orders, and credit cards ship immediately. Personal and company checks
allow 15 days. ORDER 9 AM - 6 PM EST Monday - Friday Saturday 10-4

NEW PRODUCTS

The Signalman Computer Mailbox stores messages with multilevel password protection.

memory chips. The board attaches to the rear of the CPU board and requires some soldering and that you clip two resistors. The kits start at \$269 for the 256K version. For more information, contact Alpha Technology Inc., 280 Roosevelt Ave., Satellite Beach, FL 32937, 305-773-2956.

Circle 561 on Reader Service card.

Typing Teacher

Type Right (\$39.95) teaches correct typing on a Model III or 4. It consists of eight programs. The first three teach you the location of individual keys (upper- and lowercase letters, numerals, and special symbols) in a game format.

Two other programs teach you how to type common English words and Basic key words. Some of the other programs provide exercises in data entry simulation, writing Basic programs, and maintaining a telephone list.

Type Right comes on a disk with student worksheets and teacher and student instructions. For more information, contact E. David & Associates, Small Computer Systems, 22 Russett Lane, Storrs, CT 06268, 203-429-1785.

Circle 556 on Reader Service card.

Horsing Around

Make some big bucks with this horse racing handicapping package for the Models III and 4 and IBM PC compatibles. It includes a thoroughbred racing analysis, a harness racing analysis, and a bet return anal-

ysis program. The computer analyzes and rates each horse from data you input.

According to Software Exchange, the handicapping systems have correctly selected first-, second-, and third-place winners over 65 percent of the time.

The package costs \$29.95. For more information, contact Software Exchange, 2681 Peterboro Road, P.O. Box 5382, W. Bloomfield, MI 48033, 313-626-7208.

Circle 560 on Reader Service card.

Mail Box

Anchor Automation Inc.'s Signalman Computer Mailbox, a modem message center, enhances electronic mail by providing down-dialing capabilities to any computer system and receives and stores incoming messages whether or not your computer's on-line. It provides remote access and message pickup with multilevel password protection.

The Mailbox costs \$299. For additional information, contact Anchor Automation Inc., 6913 Valjean Ave., Van Nuys, CA 91406, 818-997-7758.

Circle 570 on Reader Service card.

Bugbusters Basic

Debugging Basic Programs, written by David R. Cecil, is for the Basic programmer who wants to resolve typographic, syntax, assignment, and other Basic program errors. It also gives advice in trapping errors in logic, arithmetic, strings, and input/output.

Circle 200 on Reader Service card.

WINDOWS ?

YES!

"Window-Comm" Communications System
For TRS-80 Models III/4 with
at least one drive and 48K RAM.

- *Talk to bulletin boards, CompuServe and other computers!
- *Use Macintosh-like pull down windows to display several files and functions simultaneously!
- *Send and receive data and files to and from other computers (receive files unattended)!
- *Download "free" software from public domain software libraries!
- *Design and set up your own custom network!


INTRODUCTORY OFFER...
ONLY \$18.95! Get a friend to order and we will send you a check for \$10 (limit one per customer)!

10 Day Full Refund Trial Period
THIS OFFER WILL NOT LAST LONG... HURRY!!

Pacific Software Consultants
P.O. Box 5 San Luis Rey, CA 92068
619/439-2577

* Macintosh is a trademark of Apple Computer Inc.

NEW PRODUCTS



Write your own tests with QuizRite from Class 1 Systems.

The book includes myriad examples and costs \$9.95 from Tab Books Inc., Blue Ridge Summit, PA 17214, 717-794-2191.

Circle 567 on Reader Service card.

Quiz Time

Class 1 Systems' QuizRite test management program (\$89.00) for the Model III/4/4P lets you generate tests with four types of questions (multiple-choice, true/false, matching, and completion) from a single data file.

QuizRite data files are upward compatible with Class 1's TestRite. It allows teachers to store and edit tests.

The tests may be printed as write-on forms or specially formatted to utilize a separate machine graded answer card. Each generation of a test produces an answer key.

QuizRite requires 64K, one disk drive, and a printer. It is also available for the Models 1000 and 2000. For more information, contact Class 1 Systems, 17909 Maple St., Lansing, IL 60438, 312-474-4664.

Circle 568 on Reader Service card.

Get Rich Quick

The Computer Gold Rush (\$12.95), from Pageant Publishing Co. (P.O. Box 240334, Memphis, TN 38124, 901-386-2874) is for computer owners who want to make some money at home. It outlines the many kinds of full- and part-time businesses you can operate from home by computer and includes a listing of more than 500 places to advertise free.

The guide also features a special section (updated weekly) listing companies that offer computer-related jobs throughout the U.S.

Circle 566 on Reader Service card.

Fast Driver

CorDos 2.X, a network operating system from Computorm Developers Inc. (P.O. Box 182, 416 N. Washington St., Clinton, KY 42031, 502-653-4212) allows both Xenix and TRSDOS 2.X operating systems to run with either Corvus or Sunol hard drives on a Model II/12/16.

CorDos 2.X allows two or more multiuser (Xenix) and/or single-user (TRSDOS) computers to share data, printers, and other peripherals. The operating system also makes possible high-speed videotape and/or streaming tape back-up of data stored on the hard drives.

Corvus/Sunol drives run Xenix three to five times faster than Tandy hard drives. Hard drive partitioning enables all Corvus/Sunol-compatible computers to operate simultaneously.

An installation disk, a boot disk and a manual are available for \$500 from Computorm Developers Inc. (The boot ROM is available for \$50.)

Circle 557 on Reader Service card.

New Products listings are based on information supplied in manufacturers' press releases. 80 Micro has not tested or reviewed these products and cannot guarantee any claims.

Circle 86 on Reader Service card.

THE RS-232C MODEL III MODEL 4



State of the art technology in board design, our direct replacement of Radio Shack's internal RS-232C board, mounts inside the Model III or 4 on the existing brackets. All cables, screws and complete mounting instructions are included. Non-technical people will find that installation is quick, straight forward and simple requiring less than 15 minutes to complete.

Total compatibility with Radio Shack's and all existing software is maintained. Software programmable baud rates from 50 to 19,200 baud are supported along with programmable word length, stop bits, and parity. May be utilized in either half of full duplex operation.

Outstanding Value

At Only \$69.95

Guaranteed One Full Year

Dealer Inquiries invited

Please forward payment by a cashier's check or money order.

Visa or Mastercard also accepted.

Add \$3.00 shipping & handling (Foreign orders quoted on request)

CompuLogic

4831 SOUTH HAMPTON RD. LB41
DALLAS, TEXAS 75232
214/330-1332

Moving?

Let us know 8 weeks in advance so that you won't miss a single issue of **80 Micro**. Attach old label where indicated and print new address in space provided. Also include your mailing label whenever you write concerning your subscription. It helps us serve you promptly.

☐ Extend my subscription one additional year for only \$24.97.

☐ Payment enclosed

☐ Bill me

Canadian and Mexican \$27.97 1 year only, US funds drawn on US bank. Foreign surface \$44.97 1 year only. US funds drawn on US bank. Please allow 6-8 weeks for delivery.

If you have no old label handy print old address here.

Name _____

Address _____

City _____ State _____ Zip _____

Print NEW address here.


Name _____

Address _____

City _____ State _____ Zip _____

80Micro PO Box 981 • Farmingdale, NY 11737

APPLY LABEL



NEW PRODUCT FOR AUTOMATION

USE YOUR TRS-80 MODEL III, IV or 4P:

- For direct measurement of:
voltage, or alarm conditions
- With one resistor to measure:
current, resistance, or 4-20 ma. signals
- With transducers to measure:
acceleration, dewpoint, force, humidity, pH, position, pressure, temperature,
velocity, viscosity, wind speed or direction
- With interfaces to turn power on/off, control analog voltage, motor speed, temper-
ature, etc.

Note: We also manufacture the Model 100 A/D for the TRS-80* Model 100 Computer
MODEL III, IV, or 4P—A/D, converter and digital interface for
your TRS-80* Model III or IV:

- 0 to 4.096 volts full scale (adjustable)
- 12 bit integrating A/D converter (.025%)
- 16 analog voltage input
- 8 digital inputs, expansion to 24 bits
- 8 digital outputs, expansion to 24 bits
- 3 addressable output strobes

Price: \$580 including software (\$5.00 for manual)

**HUMPHREY
INSTRUMENTS, INC.**
301 N. Harrison St., Suite 191
Princeton, N.J. 08540
(609) 896-1612

*TRS-80 is a trademark of The Tandy Corporation

NEW FROM 80 MICRO

Classifieds

GET THE ATTENTION YOU DESERVE

Tell more than 200,000 dedicated, interested
TRS-80 users about your product or service with an
efficient and economical **80 Micro** classified ad.

You'll reach the most people in the market for
the least amount of money!

With **80 Micro**'s well-established audience of
involved buyers, sellers, and swappers, your ad is
bound to get fast results!

For more information, write to:

80 Micro


Attn. Classified Manager

80 Pine Street

Peterborough, NH 03458

Circle 71 on Reader Service card.

T80-FS1 Flight Simulator



See your dealer!

Available for Model I or Model III. \$25.00
on cassette or \$33.50 on disk (with
enhancements) All versions require 16K.


If you order direct, please specify whether you have Model I or
Model III (the media are different) and whether you want disk or
cassette. Include \$1.50 and indicate UPS or first class mail. Illinois
residents add 5% sales tax. Visa and Mastercard accepted.

If you don't yet own a disk, don't fret. You can upgrade anytime.
Cassette users may send back their cassette (but *not* the manual)
along with \$10 (first class shipping included) and receive the disk
version.

subLOGIC

Communications Corp.
713 Edgebrook Drive
Champaign, IL 61820
(217) 359-8482
Telex: 206995

DIFFERENT TRACK



Solid oak rolltop disk storage chest by Smith & Bellows.

Rollin' Along

This rolltop solid oak disk storage chest is a distinctive addition to any executive desk. Its slanting lines allow for quick sorting and locating of up to 70 5¼-inch disks.

The rolltop chest costs \$59.95. For further information, contact Smith & Bellows Co., P.O. Box 668, Amherst, NH 03031, 603-673-8482.

Circle 565 on Reader Service card.

New Products Index

Reader Service

Number	Company	Page
554	Advanced Marketing Concepts	120
561	Alpha Technology Inc.	121
570	Anchor Automation Inc.	122
551	Borland International	118
569	Buddy Products	118
568	Class 1 Systems	123
557	Computerizm Developers Inc.	123
552	Dynatech Computer Power	121
553	Micro Systems Software Inc.	118
563	Osicom Inc.	120
566	Pageant Publishing Co.	123
564	PG Design Electronics Inc.	121
558	Portable Computer Support Group Inc.	118
559	Prosoft	118
571	Prosoft	120
556	Small Computer Systems	122
565	Smith & Bellows Co.	125
560	Software Exchange	122
555	Sunburst Communications Inc.	118
567	Tab Book Inc.	122
562	Ultimate Software	118

Circle 464 on Reader Service card.

Graphics Solutions

High-Resolution Software and Hardware

GBASIC 3.0 - Radio Shack Model 4/4P/III hi-res board owners take note of an enhanced graphics Basic; GBASIC 3.0 not only has an equivalent for each of the BASICG commands but adds a number of important new commands while using less memory. The hi-res screen can be printed on any of 20 popular printers or saved to or loaded from disk without leaving Basic. The software works with TRSDOS 1.3, 6.1.2, 6.2, LDOS, NEWDOS80, and DOSPLUS. The disk contains 40 graphics programs/files. Also included is a detailed manual which includes assembly language entry addresses. \$49.95. (Specify Model 4 or III mode or add \$10 for both.)

The following nine programs run on a Model 4/4P/III equipped with a Radio Shack graphics board and GBASIC 3.0 or a Micro-Labs Grafyx Solution board:

DRAW - A powerful full screen graphics drawing and editing program. \$39.95.

BIZGRAPH - Create business graphs from hand-entered or VisiCalc data. \$98.00.

xT.CAD - Professional drafting aid which outputs to a printer or plotter. \$449.95.

CHESS - A very powerful program with 10 skill levels, 40 play options. \$49.95.

REVERSI - Play Othello with 10 skill levels, 20 execution options. \$39.95.

3D Tic-Tac-Toe - Play the computer or a friend on a 4 x 4 x 4 matrix. \$29.95.


3D-PLOT - View three-dimensional data from any perspective or angle. \$39.95.

MATHPLOT - Plot equations of the form $Y=F(x)$ with auto scaling. \$39.95.

SURFACE PLOT - Plot three-dimensional equations of the form $Z=F(x,y)$. \$39.95.

GRAFYX SOLUTION. Plug-in, clip-on board enhances any Model 4/4P/III to provide 640 x 240 / 512 x 192 dot graphics. Comes with over 40 programs and files including GBASIC 3.0 which adds over 20 new commands. \$199.95.

JOY-MOUSE. Allows a Radio Shack CoCo joystick, mouse, or touch pad to be connected to any Model 4/4P/III. Hardware provides X, Y position values from 0 to 255. A built-in speaker produces sound from the cassette port. \$129.95.



G.I.N.A. Software program for the Model 4/4P/III/1 which uses the standard block graphics screen to display a window to a larger 65536 x 65536 dot tablet. The arrow keys are used to draw two or three-dimensional figures. The display can be scaled, shifted, or rotated in any dimension. The final picture is printed in hi-res on Radio Shack, Epson, Gemini, NEC 8023, or Prowriter printers. \$75.00.

Please specify your exact system configuration when ordering or requesting information. Payment may be by check, Visa, Mastercard, or COD. Domestic shipping is free on pre-paid orders. Texas residents add 5% sales tax.

MICRO-LABS, INC. 214-235-0915
902 Pinecrest, Richardson, Texas 75080


Price Changes
Occur On A
Daily Basis.
Please Call
1-800-343-8841

PRICE BREAKTHROUGH

Price Changes
Occur On A
Daily Basis.
Please Call
1-800-343-8841

80

Super Sale on New Hard Drives



Fully Warranted

Introducing

MEGADISK™


Winchester Hard Drive Ready to
run on the TRS 80 Model I/III/IV/4P,
Color Computer, I.B.M.-PC, Max/80.
Software Drivers: LDOS, NEWDOS/80,
DOSPLUS, TRSDOS 6.x, CP/M

DRIVE A HARD BARGAIN™ starting at \$499.95

MEGAPLEX your Megadisk for \$899.95

Use up to 4 computers with 1 megadisk
Easy to install

Call Toll Free Ordering 1-800-343-8841



**Disk Drive Upgrade Kit
for Model III/IV easy to install
system — no soldering
Starting at \$289.95**

CANADIAN CUSTOMERS PLEASE CALL 514-662-3224

© **SOFTWARE SUPPORT, INC.**
1985

1 Edgell Road, Framingham, MA 01701 (617) 872-9090 Telex-383425

Hours: Mon. thru Fri. 9:30 am to 5:30 pm (E.S.T.) Sat. 10 am to 3:30 pm

**SERVICE POLICY — Our Professional Technical Staff Is Available To Assist You Monday Through Saturday.
WARRANTIES — Up To One Full Year Parts And Labor. Floppy Disk Drive Power Supplies — Five (5) Years.
SERVICE — 24 Hour Turn-A-Round On All In-Stock Parts. Dealer Inquiries Invited. Call 617-872-9090**

Please Call For Shipping,
Handling And Insurance.

Toll Free 1-800-343-8841

Please Call For Our Latest Price Saving Specials.

Not Responsible for Typographical Errors.
Prices and Specifications May Change
Without Notice.

Prices Change
Every Day.
Please Call
1-800-343-8841
For Lower Prices.

PRICE BREAKTHROUGH

DEALER INQUIRIES INVITED

Prices Change
Every Day.
Please Call
1-800-343-8841
For Lower Prices.

MEGADISK™ HARD DISK DRIVE SYSTEMS

TOLL FREE ORDERING 1-800-343-8841

For the { IBM/PC, Tandy 1000, TRS/80 Models I/III/IV/4P, Compaq, Eagle, Sanyo,
Tava, PC Workalikes, Color Computers, Heath/Zenith, Max/80
Complete with Hardware, Cables, Software and Quikfit Installation

5 Megabytes Internal Mount	starting at \$ 299.95
10 Megabytes Internal Mount	starting at 544.95
20 Megabytes Internal Mount	starting at 799.95
5 Megabytes External System	starting at 499.95
10 Megabytes External System	starting at 699.95
20 Megabytes External System	starting at 999.95
Streaming Tape Backup System — Internal Or External	starting at 499.95

Wow! New Low Prices

DOS Systems Available: { IBM/Heath — DOS, 1.0, 2.0, 2.1, 3.0, or later

{ TRS/80-LDOS, TRSDOS 6.x, Newdos/80, Dosplus 3.5, CP/M, COCO DOS, Max/80 LDOS, OS9

FULLY WARRANTED — PARTS AND LABOR — 24 HOUR SERVICE — CALL TOLL FREE — 1-800-343-8841

FLOPPY DISK DRIVES, POWER SUPPLIES AND CABINETS

Our Disk Drives are UL approved — Our Floppy Drive Cabinets and Power Supplies are Underwriters Laboratory Listed and have passed the required Federal Communications Part 15 Section B-EMI/RFI tests.
Warranty on all disk drives is one full year parts and labor. Warranty on floppy disk drive power supplies is five (5) years. In warranty or out of warranty service is 24 hour turn-around on all disk drives and power supplies.

Tandon — Full Height Drives

100-1 Single Sided 40 tk Bare	\$125.00
In Case with Power Supply	166.95
Dual Drives in One Cabinet	326.95
100-2 Dual Sided 40 tk Bare	162.00
In Case with Power Supply	206.95
Dual Drives in One Cabinet	381.95
Half High Drives	
65-1 Single Sided 40 tk Bare	122.00
In Case with Power Supply	156.95
Dual Drives in One Cabinet	306.95
65-2 Dual Sided 40 tk Bare	142.00
In Case with Power Supply	176.95
Dual Drives in One Cabinet	346.95
65-4 Dual Sided 80 tk Bare	162.00
In Case with Power Supply	196.95
Dual Drives in One Cabinet	356.95

TEAC Half High Drives

55A Single Sided 40 tk Bare	125.00
In Case with Power Supply	166.95
Dual Drives in One Cabinet	316.95
55B Dual Sided 40 tk Bare	157.00
In Case with Power Supply	196.95
Dual Drives in One Cabinet	356.95
55F Dual Sided 80 tk Bare	177.00
In Case with Power Supply	216.95
Dual Drives in One Cabinet	386.95

Apple/Franklin Disk Drives

35/40 Track in Case with Cable and Software	159.95
Controller Card for Two Disk Drives	46.95
Combination Price for Disk Drive and Controller	196.95

Commodore Disk Drives

Power Supplies and Cabinets 5 1/4" and Hard Drive Systems starting at 42.00

COLOR COMPUTER DISK DRIVE SYSTEMS AND ADD IN PRODUCTS

40 Track Single Head Drive with Case, Power Supply, Cable	\$239.95
Controller, Instruction Booklet, Diskettes	
Above with Dual Drives in One Cabinet	374.95
40 Track Dual Head with Case, Power Supply, Cable,	
Controller, Instruction Booklet, Diskettes	259.95
Above with Dual Drives in One Cabinet	399.95
128 Memory Upgrade Kit	129.95
Dual Disk Switch	19.95
With Second DOS System — JDOS, RSDOS, Micro DOS, and Booklet	69.95

MODEMS

Volkmodem 300 Baud	\$ 69.95
Signalman Mark X Autodial	123.95
Mark XII 1200/300 Baud Autodial	284.95

ALL IN-STOCK ITEMS SHIPPED WITHIN 24 HOURS. SAME DAY SHIPPING
PROVIDED BY REQUEST WITHOUT ANY EXTRA HANDLING CHARGES.

***** MEGADISK SPECIAL *****

With a 10 megabyte system, you can purchase a complete IBM or PC compatible host, software and cable for only \$15.00!!
P.S. Ask about the MEGAPLEXER.

IBM - PC/XT WORKALIKE

All of our computers have: 8 slot motherboard, 640K, monochrome adapter, parallel printer port, 130 watt power supply, free software — all with our full warranty.	
PC- 2 Floppy Drives - Monochrome Monitor, MS-DOS	\$1,595.00
Color system resolution - 720h x 240v, MS-DOS	\$1,995.00
5meg/XTira - 1 Floppy Drive - Monochrome Monitor, MS-DOS	\$1,745.00
Color system resolution - 720h x 240v, MS-DOS	2,145.00
10meg/XTira - 1 Floppy Drive - Monochrome Monitor, MS-DOS	2,095.00
XTira - Color system resolution - 720h x 240v, MS-DOS	2,495.00
20meg/XTira - 1 Floppy Drive - Monochrome Monitor, MS-DOS	2,395.00
XTira - Color system, MS-DOS	2,795.00
Internal Tape Backup For Any Of Above systems Add	\$449.95

PRINTERS

Dot Matrix	
Citizen	\$ Call
Star Micronics	
Gemini 120 CPS Near letter quality	starting at \$259.95
Delta 10/15 160 CPS	starting at 424.95
Radix 10/15 200 CPS	starting at 649.95
Panasonic 1090	249.95
Daisy Wheel	
Silver Reed 440 80 Column 12 CPS	315.95
550 132 Column 19 CPS	439.95
770 132 Column 36 CPS	895.00
Olympia 132 Column 14 CPS with Form and Tractor	399.95
Apple/Franklin Printer Interface w/Graphics and Cable	84.95
Printer Cables	starting at 19.95
Printer Paper — Microperf Edge 1000 Sheets	16.95

ELECTRICAL

Surge Protectors — Line Filters — SL Waber — 6 Outlets with Switch	\$ 39.95
Uninterruptable Power Supplies	399.95

MISCELLANEOUS

Diskettes in 10 Pack	from \$ 10.95
Twoprint Switches	from 99.95
Disk Drive Cables	from 16.00
Maintenance Cleaning Kits	12.00
Parallel Printer Buffers 8K	149.95
Floppy Disk Drive Cables	
1 Drive	16.00
2 Drives	18.95
Heath/Zenith 2 Drive Cables — Shielded	24.95

© 1985 SOFTWARE SUPPORT, INC.

1 Edgell Road, Framingham, MA 01701 (617) 872-9090 Telex-383425

Hours: Mon. thru Fri. 9:30 am to 5:30 pm (E.S.T.) Sat. 10 am to 3:30 pm

SERVICE POLICY — Our Professional Technical Staff Is Available To Assist You Monday Through Saturday.

WARRANTIES — Up To One Full Year Parts And Labor. Floppy Disk Drive Power Supplies — Five (5) Years.

SERVICE — 24 Hour Turn-A-Round On All In-Stock Parts. Dealer Inquiries Invited. Call 617-872-9090

Toll Free 1-800-343-8841

Please Call For Shipping,
Handling And Insurance.

Please Call For Our Latest Price Saving Specials.

Not Responsible for Typographical Errors.
Prices and Specifications May Change
Without Notice.

DeskMate Moves To the 4

Send your questions dealing specifically with Tandy products, services, or policies to Ask Tandy, 80 Micro, 80 Pine St., Peterborough, NH 03458. A representative at Tandy's Fort Worth, TX, headquarters supplies all answers published here.

Q: Will Tandy offer a version of DeskMate for the Model 4/4P? I find a lot of useful features in the package.

A: Yes. The program's still being debugged, and you probably know how software debugging goes, so I don't want to speculate on just when it'll be available. But there will be a 4/4P version of DeskMate.

Q: In April's column, (p. 128), a reader asked why Radio Shack refuses to support user's groups. Your reply was inadequate. I'd like to know why you don't even acknowledge them. Our group asked permission to post a small notice in several Computer Centers, and we were refused.

A: Our Computer Centers have instructions not to distribute third-party advertising material. Some employees might misread that to include information about user's groups. In fact, Tandy encourages user's groups, and doesn't object if stores post meeting announcements or other non-commercial user's group notices. Have Computer Center people contact Rich Hollander, manager of Tandy's Business Products Division in Fort Worth, if they want verification.

Q: Is it possible to buy the old Model 4 keyboard without clustered arrow keys? How much? Part number?

A: Yes. \$81.81. Part #AXX-0216. You can still buy almost any part for any computer we've sold in the past seven years. Order through your local Radio Shack store for installation, or from Radio Shack National Parts direct (817-870-5662).

Q: I hope someone can answer what I thought were simple questions; so far, I've had no luck. I want to know the amount of free (user) memory avail-

able in a Tandy 1000 with each of these programs loaded: Lotus 1-2-3, WordStar, VisiCalc, Multiplan, EasyWriter, and DeskMate.

A: Unfortunately, I don't have all that software available to test. I will tell you that you should have about 40-45K less RAM available in a Tandy 1000 than in a comparably equipped IBM PC, since some of the PC's Basic is in ROM. A 256K Tandy 1000 should run all the software you listed. With DeskMate, you should have about 25,600 free bytes, depending on the version. The version of Basic I tried shows 60,875 free bytes. (Microsoft Basic, whether on the Tandy 1000 or IBM PC, can't address more than 64K of RAM.)

Q: TRSDOS 2.8DD (double density for the Model I) still has some bugs. Is it possible you'll release a new version?

A: So few people would want the product that a new release is totally impractical. Chances are slim to none.

Q: With increasing use of spreadsheets, it's more important to be able to print the output on one continuous sheet of paper. A program for the IBM PC, called Sideways, supports printouts of unlimited width. Does Radio Shack offer, or plan to offer, a similar program?

A: You didn't say what model computer you have. If you have a 1000 or 1200, the IBM program should work. On a 2000, it might work. We are looking at other similar products, but I'm really not able to say much about unannounced products. No dates or specifics yet.

Q: I own a Model III, and I'm a teacher. Why hasn't Tandy done as much educational programming as Apple? When I talk with other teachers about computers, they always throw cold water on the TRS-80 line because it lacks educational software.

A: Tandy and Apple both encourage educational software development by outside publishers. We

currently have working agreements with 79 nationally recognized educational publishers. Those folks have more than 400 programs for TRS-80s. In fact, we just compiled a list of more than 300 Network 3-compatible programs, just for the Model III/4. Radio Shack publishes an Educational Software Sourcebook listing about 1,500 titles, and the TESS Software Sourcebook also lists about 1,500 programs, so I think that's a safe minimum number to quote. Armed with this information, maybe you won't have to take quite as much flak about "no" software.

Q: Does Tandy plan to manufacture another computer in the I/III/4 family?

A: Sorry, it's company policy not to speculate about future products. I can tell you, though, that we have NO plans to eliminate the Model 4 family.

Q: I love my Tandy 2000, but I'm disappointed with Tandy's software support. I got a notice about the MS-DOS 2.11.01 upgrade on Dec. 10, 1984. As of February, my Radio Shack store couldn't, wouldn't, or didn't care about getting me a copy. They're back-ordered, out of stock, or just not able. Why not mail me a disk instead of a letter?

A: Unfortunately, we do sometimes have these problems. In this case, some stores might have been at fault, but part of the problem was that our product manager didn't anticipate the number of folks who'd want 2.11.01. We're often asked for many more upgrades than the number of products out there to be upgraded.

The good news is that, since mid-February, Tandy's filling orders for MS-DOS 2.11.01 with version 2.11.02. You should have received a letter announcing the upgrade by the time you read this. See, we do try to have a product available before we advise you.

Mailing disks isn't practical. They often don't work on arrival, too many people move, and too many never send in their registration cards. We generally have better luck mailing letters and having stores contact their local customers. ■



THE PALANTIR OFFICE SERIES

**NO-NONSENSE SOFTWARE FOR NO-NONSENSE HARDWARE,
AT A NO-NONSENSE PRICE NO BULL!**

The Palantir Office Series...
valuable, no-nonsense software tools
that function compatibly across the
entire Tandy line.

THE Word Processor is designed
for microcomputers but gives you the
feel and features of a dedicated word
processor. It includes MailOut, the
most powerful file merge feature on
the market today.

THE Speller is a fast and easy
spelling checker supplied with a
60,000 word dictionary. THE Speller's

ability to "guess" the spelling of a
suspect word is uncanny.

THE Filer is an amazingly clever
data management program that is the
perfect companion to THE Word
Processor for storing and retrieving
any kind of information you need.

THE Indexer is like having your own
personal librarian in your computer.
It scans your disks and instantly
displays all occurrences of a name, a
phrase, or anything else you need to
find without having to wade through
directories or print-outs.

**The Palantir Office Series does
what it's supposed to do and does it
well.**

Ask your Tandy dealer to show you
the Palantir advanced demonstration.

The no-nonsense Office Series is
available through
Express Order
Software at your
Tandy dealer.



NO BULL!

Circle 288 on Reader Service card.

PALANTIR SOFTWARE

12777 JONES ROAD, SUITE 100 HOUSTON, TEXAS 77070
CALL TOLL FREE 1-800-368-3797 IN CANADA 1-800-235-0025
IN TEXAS CALL 713-955-8880

Introducing the Most Powerful Business Software Ever!

TRS-80™ (Model I, II, III, or 16) • APPLE™ • IBM™ • OSBORNE™ • CP/M™ • KAYPRO™



FREE--TRS-80 Mod I, III & 4 programs supplied on DosPlus (minimum system). Complete DosPlus also available.

The VERSABUSINESS™ Series

Each VERSABUSINESS module can be purchased and used independently, or can be linked in any combination to form a complete, coordinated business system.

VERSARECEIVABLES™

\$99.95

VERSARECEIVABLES™ is a complete menu-driven accounts receivable, invoicing, and monthly statement-generating system. It keeps track of all information related to who owes you or your company money, and can provide automatic billing for past due accounts. VERSARECEIVABLES™ prints all necessary statements, invoices, and summary reports and can be linked with VERSALEDGER II™ and VERSAINVENTORY™.

VERSAPAYABLES™

\$99.95

VERSAPAYABLES™ is designed to keep track of current and aged payables, keeping you in touch with all information regarding how much money your company owes, and to whom. VERSAPAYABLES™ maintains a complete record on each vendor, prints checks, check registers, vouchers, transaction reports, aged payables reports, vendor reports, and more. With VERSAPAYABLES™, you can even let your computer automatically select which vouchers are to be paid.

VERSAPAYROLL™

\$99.95

VERSAPAYROLL™ is a powerful and sophisticated, but easy to use payroll system that keeps track of all government-required payroll information. Complete employee records are maintained, and all necessary payroll calculations are performed automatically, with totals displayed on screen for operator approval. A payroll can be run totally, automatically, or the operator can intervene to prevent a check from being printed, or to alter information on it. If desired, totals may be posted to the VERSALEDGER II™ system.

VERSAINVENTORY™

\$99.95

VERSAINVENTORY™ is a complete inventory control system that gives you instant access to data on any item. VERSAINVENTORY™ keeps track of all information related to what items are in stock, out of stock, on backorder, etc., stores sales and pricing data, alerts you when an item falls below a preset reorder point, and allows you to enter and print invoices directly or to link with the VERSARECEIVABLES™ system. VERSAINVENTORY™ prints all needed inventory listings, reports of items below reorder point, inventory value reports, period and year-to-date sales reports, price lists, inventory checklists, etc.

VERSALEDGER II™

\$149.95

VERSALEDGER II™ is a complete accounting system that grows as your business grows. VERSALEDGER II™ can be used as a simple personal checkbook register, expanded to a small business bookkeeping system or developed into a large corporate general ledger system **without any additional software.**

- VERSALEDGER II™ gives you almost unlimited storage capacity (300 to 10,000 entries per month, depending on the system),
- stores all check and general ledger information forever,
- prints tractor-feed checks,
- handles multiple checkbooks and general ledgers,
- prints 17 customized accounting reports including check registers, balance sheets, income statements, transaction reports, account listings, etc.

VERSALEDGER II™ comes with a professionally-written 160 page manual designed for first-time users. The VERSALEDGER II™ manual will help you become quickly familiar with VERSALEDGER II™, using complete sample data files supplied on diskette and more than 50 pages of sample printouts.

SATISFACTION GUARANTEED!

Every VERSABUSINESS™ module is guaranteed to outperform all other competitive systems, and at a fraction of their cost. If you are not satisfied with any VERSABUSINESS™ module, you may return it within 30 days for a refund. Manuals for any VERSABUSINESS™ module may be purchased for \$25 each, credited toward a later purchase of that module. All CP/M-based Computers must be equipped with Microsoft BASIC (MBASIC or BASIC-80).

To Order:

Write or call Toll-free (800) 431-2818
(N.Y.S. residents call 914-425-1535)

- * add \$3 for shipping in UPS areas
- * add \$4 for C.O.D. or non-UPS areas

- * add \$5 to CANADA or MEXICO
- * add proper postage elsewhere

DEALER INQUIRIES WELCOME

All prices and specifications subject to change / Delivery subject to availability.

COMPUTRONICS

50 N. PASCACK ROAD, SPRING VALLEY, N.Y. 10977

TRS-80 trademark Tandy Corp. • APPLE trademark Apple Corp. • IBM PC trademark IBM Corp. • OSBORNE trademark Osborne Corp. • XEROX trademark Xerox Corp. • KAYPRO trademark Non-Linear Systems, Inc. • TELEVIDEO trademark Televideo Systems, Inc. • SANYO trademark Sanyo Corp. • NEC trademark NEC Corp. • DEC trademark Digital Equipment Corp. • ZENITH trademark Zenith Corp. • TI PROFESSIONAL COMPUTER trademark Texas Instruments, Inc. • SUPERBRAIN trademark Intertec Corp. • CP/M trademark Digital Research • EPSON trademark Epson Corp.